

STATEMENT OF APPROPRIATIONS, ALLOTMENTS, OBLIGATIONS, DISBURSEMENTS AND BALANCES

As at the Quarter Ending September 30, 2024

Department : National Economic and Development Authority (NEDA)

Agency/Entity : Public-Private Partnership Center of the Philippines

Operating Unit : < not applicable >

Organization Code (UACS) : 24 005 0000000

Fund Cluster : 01 - Regular Agency Fund

(e.g. UACS Fund Cluster: 01-Regular Agency Fund, 02-Foreign Assisted Projects Fund, 03-Special Account-Locally Funded/Domestic Grants Fund, and 04-Special Account-Foreign Assisted/Foreign Grants Fund)

X	Current Year Appropriations
	Supplemental Appropriations
	Continuing Appropriations

Particulars	UACS CODE	Appropriations			Allotments			Current Year Obligations							Current Year Disbursements					Balances			
		Authorized Appropriations	Adjustments (Transfer To/From, Modifications/Augmentations)	Adjusted Appropriations	Allotments Received	Adjustments (Reductions, Modifications/Augmentations)	Transfer To	Transfer From	Adjusted Allotments	1st Quarter Ending March 31	2nd Quarter Ending June 30	3rd Quarter Ending September 30	4th Quarter Ending December 31	Total	1st Quarter Ending March 31	2nd Quarter Ending June 30	3rd Quarter Ending September 30	4th Quarter Ending December 31	Total	Unreleased Appropriations	Unobligated Allotments	Unpaid Obligations (15-20)=(23+24)	
		3	4	5=(3+4)	6	7	8	9	10=(6+7)+8+9	11	12	13	14	15=(11+12+13+14)	16	17	18	19	20=(16+17+18+19)	21	22	23	24
I. Agency Specific Budget		209,498,000.00	0.00	209,498,000.00	209,498,000.00	0.00	0.00	0.00	209,498,000.00	48,251,069.89	74,083,900.66	40,525,297.80	0.00	162,860,268.35	45,666,934.24	55,227,803.85	47,567,614.37	0.00	148,462,352.46	0.00	46,637,731.65	10,822,668.98	3,575,246.91
General Administration and Support	100000000000000	110,147,000.00	(4,171,196.63)	105,975,803.37	110,147,000.00	(4,171,196.63)	0.00	0.00	105,975,803.37	27,730,955.66	39,263,926.95	15,135,627.43	0.00	82,130,510.04	25,146,820.01	26,821,003.71	23,338,502.00	0.00	75,306,325.72	0.00	23,845,293.33	4,314,393.81	2,509,790.51
General management and supervision	100000100001000	110,147,000.00	(4,171,196.63)	105,975,803.37	110,147,000.00	(4,171,196.63)	0.00	0.00	105,975,803.37	27,730,955.66	39,263,926.95	15,135,627.43	0.00	82,130,510.04	25,146,820.01	26,821,003.71	23,338,502.00	0.00	75,306,325.72	0.00	23,845,293.33	4,314,393.81	2,509,790.51
PS		30,847,000.00	(4,171,196.63)	26,675,803.37	30,847,000.00	(4,171,196.63)	0.00	0.00	26,675,803.37	6,884,382.96	9,196,883.24	8,523,123.54	0.00	24,604,389.74	6,884,382.96	9,196,883.24	8,523,123.54	0.00	24,604,389.74	0.00	2,071,413.63	0.00	0.00
MOOE		79,300,000.00	0.00	79,300,000.00	79,300,000.00	0.00	0.00	0.00	79,300,000.00	20,846,572.70	30,067,043.71	6,612,503.89	0.00	57,526,120.30	18,262,437.05	17,624,120.47	14,815,378.46	0.00	50,701,935.98	0.00	21,773,879.70	4,314,393.81	2,509,790.51
Sub-Total, General Administration and Support		110,147,000.00	(4,171,196.63)	105,975,803.37	110,147,000.00	(4,171,196.63)	0.00	0.00	105,975,803.37	27,730,955.66	39,263,926.95	15,135,627.43	0.00	82,130,510.04	25,146,820.01	26,821,003.71	23,338,502.00	0.00	75,306,325.72	0.00	23,845,293.33	4,314,393.81	2,509,790.51
PS		30,847,000.00	(4,171,196.63)	26,675,803.37	30,847,000.00	(4,171,196.63)	0.00	0.00	26,675,803.37	6,884,382.96	9,196,883.24	8,523,123.54	0.00	24,604,389.74	6,884,382.96	9,196,883.24	8,523,123.54	0.00	24,604,389.74	0.00	2,071,413.63	0.00	0.00
MOOE		79,300,000.00	0.00	79,300,000.00	79,300,000.00	0.00	0.00	0.00	79,300,000.00	20,846,572.70	30,067,043.71	6,612,503.89	0.00	57,526,120.30	18,262,437.05	17,624,120.47	14,815,378.46	0.00	50,701,935.98	0.00	21,773,879.70	4,314,393.81	2,509,790.51
FinEx (if Applicable)		0.00	0.00	0.00	0.00	0.00	0.00	0.00	0.00	0.00	0.00	0.00	0.00	0.00	0.00	0.00	0.00	0.00	0.00	0.00	0.00	0.00	0.00
CO		0.00	0.00	0.00	0.00	0.00	0.00	0.00	0.00	0.00	0.00	0.00	0.00	0.00	0.00	0.00	0.00	0.00	0.00	0.00	0.00	0.00	0.00
Operations	300000000000000	99,351,000.00	4,171,196.63	103,522,196.63	99,351,000.00	4,171,196.63	0.00	0.00	103,522,196.63	20,520,114.23	34,819,973.71	25,389,670.37	0.00	80,729,758.31	20,520,114.23	28,406,800.14	24,229,112.37	0.00	73,156,026.74	0.00	22,792,438.32	6,508,275.17	1,065,456.40
OO : Greater private sector participation thru Public-Private Partnership to accelerate provision of safe, efficient, reliable and sustainable infrastructure and development projects		99,351,000.00	4,171,196.63	103,522,196.63	99,351,000.00	4,171,196.63	0.00	0.00	103,522,196.63	20,520,114.23	34,819,973.71	25,389,670.37	0.00	80,729,758.31	20,520,114.23	28,406,800.14	24,229,112.37	0.00	73,156,026.74	0.00	22,792,438.32	6,508,275.17	1,065,456.40
PUBLIC-PRIVATE PARTNERSHIP MANAGEMENT PROGRAM		99,351,000.00	4,171,196.63	103,522,196.63	99,351,000.00	4,171,196.63	0.00	0.00	103,522,196.63	20,520,114.23	34,819,973.71	25,389,670.37	0.00	80,729,758.31	20,520,114.23	28,406,800.14	24,229,112.37	0.00	73,156,026.74	0.00	22,792,438.32	6,508,275.17	1,065,456.40
Project Development and Advisory Assistance	310100100001000	13,575,000.00	4,171,196.63	17,746,196.63	13,575,000.00	4,171,196.63	0.00	0.00	17,746,196.63	5,126,481.11	6,773,495.95	5,809,432.21	0.00	17,709,409.27	5,126,481.11	6,773,495.95	5,774,702.81	0.00	17,674,679.87	0.00	36,787.36	34,729.40	0.00
PS		12,917,000.00	4,171,196.63	17,088,196.63	12,917,000.00	4,171,196.63	0.00	0.00	17,088,196.63	4,947,637.20	6,556,472.13	5,584,087.30	0.00	17,088,196.63	4,947,637.20	6,556,472.13	5,550,257.90	0.00	17,054,367.23	0.00	0.00	33,829.40	0.00
MOOE		658,000.00	0.00	658,000.00	658,000.00	0.00	0.00	0.00	658,000.00	178,843.91	217,023.82	225,344.91	0.00	621,212.64	178,843.91	217,023.82	224,444.91	0.00	620,312.64	0.00	36,787.36	900.00	0.00
Management and Administration of the Project Development and Monitoring Facility (PDMF) Funds	310100100002000	11,491,000.00	0.00	11,491,000.00	11,491,000.00	0.00	0.00	0.00	11,491,000.00	2,744,608.57	3,187,653.49	2,979,143.21	0.00	8,911,405.27	2,744,608.57	3,173,261.62	2,973,837.70	0.00	8,891,707.89	0.00	2,579,594.73	19,697.38	0.00
PS		11,104,000.00	0.00	11,104,000.00	11,104,000.00	0.00	0.00	0.00	11,104,000.00	2,694,543.57	3,044,615.24	2,913,506.45	0.00	8,652,665.26	2,694,543.57	3,030,223.37	2,908,200.94	0.00	8,632,967.88	0.00	2,451,334.74	19,697.38	0.00
MOOE		387,000.00	0.00	387,000.00	387,000.00	0.00	0.00	0.00	387,000.00	50,065.00	143,038.25	65,636.76	0.00	258,740.01	50,065.00	143,038.25	65,636.76	0.00	258,740.01	0.00	128,259.99	0.00	0.00
Public-Private Partnership Policy Formulation and Advocacy, and Project Monitoring and Evaluation	310100100003000	23,559,000.00	0.00	23,559,000.00	23,559,000.00	0.00	0.00	0.00	23,559,000.00	5,467,020.11	5,995,715.25	5,231,453.94	0.00	16,694,189.30	5,467,020.11	5,995,715.25	5,197,843.57	0.00	16,660,578.93	0.00	8,864,810.70	33,610.37	0.00
PS		22,777,000.00	0.00	22,777,000.00	22,777,000.00	0.00	0.00	0.00	22,777,000.00	5,099,277.97	5,892,080.82	5,122,088.62	0.00	16,113,447.41	5,099,277.97	5,892,080.82	5,088,478.25	0.00	16,079,837.04	0.00	6,663,552.59	33,610.37	0.00
MOOE		782,000.00	0.00	782,000.00	782,000.00	0.00	0.00	0.00	782,000.00	367,742.14	103,634.43	109,365.32	0.00	580,741.89	367,742.14	103,634.43	109,365.32	0.00	580,741.89	0.00	201,258.11	0.00	0.00
Provision of Capacity Building, Knowledge Management Services, Legal Services and ICT Services	310100100004000	50,726,000.00	0.00	50,726,000.00	50,726,000.00	0.00	0.00	0.00	50,726,000.00	7,182,004.44	18,863,109.02	11,369,641.01	0.00	37,414,754.47	7,182,004.44	12,464,327.32	10,282,728.29	0.00	29,929,060.05	0.00	13,311,245.53	6,420,238.02	1,065,456.40
PS		26,233,000.00	0.00	26,233,000.00	26,233,000.00	0.00	0.00	0.00	26,233,000.00	6,177,422.69	7,937,732.28	7,707,743.01	0.00	21,822,902.98	6,177,422.69	7,885,306.26	7,667,753.13	0.00	21,730,482.08	0.00	4,410,997.02	92,420.90	0.00
MOOE		8,784,000.00	0.00	8,784,000.00	8,784,000.00	0.00	0.00	0.00	8,784,000.00	212,069.75	2,129,271.78	3,068,298.00	0.00	5,409,639.53	212,069.75	1,288,424.88	2,614,975.16	0.00	4,115,469.79	0.00	3,374,360.47	822,313.34	471,856.40
CO		15,709,000.00	0.00	15,709,000.00	15,709,000.00	0.00	0.00	0.00	15,709,000.00	792,512.00	8,796,099.96	593,600.00	0.00	10,182,211.96	792,512.00	3,290,596.18	0.00	0.00	4,083,108.18	0.00	5,526,788.04	5,505,503.78	593,600.00
Sub-Total, Operations		99,351,000.00	4,171,196.63	103,522,196.63	99,351,000.00	4,171,196.63	0.00	0.00	103,522,196.63	20,520,114.23	34,819,973.71	25,389,670.37	0.00	80,729,758.31	20,520,114.23	28,406,800.14	24,229,112.37	0.00	73,156,026.74	0.00	22,792,438.32	6,508,275.17	1,065,456.40
PS		73,031,000.00	4,171,196.63	77,202,196.63	73,031,000.00	4,171,196.63	0.00	0.00	77,202,196.63	18,918,881.43	23,430,905.47	21,327,425.38	0.00	63,677,212.28	18,918,881.43	23,364,082.58	21,214,690.22	0.00	63,497,654.23	0.00	13,524,984.35	179,558.05	0.00
MOOE		10,611,000.00	0.00	10,611,000.00	10,611,000.00	0.00	0.00	0.00	10,611,000.00	808,720.80	2,592,968.28	3,468,644.99	0.00	6,870,334.07	808,720.80	1,752,121.38	3,014,422.15	0.00	5,575,264.33	0.00	3,740,665.93	823,213.34	471,856.40
FinEx (if Applicable)		0.00	0.00	0.00	0.00	0.00	0.00	0.00	0.00	0.00	0.00	0.00	0.00	0.00	0.00	0.00	0.00	0.00	0.00	0.00	0.00	0.00	0.00
CO		15,709,000.00	0.00	15,709,000.00	15,709,000.00	0.00	0.00	0.00	15,709,000.00	792,512.00	8,796,099.96	593,600.00	0.00	10,182,211.96	792,512.00	3,290,596.18	0.00	0.00	4,083,108.18	0.00			


STATEMENT OF APPROPRIATIONS, ALLOTMENTS, OBLIGATIONS, DISBURSEMENTS AND BALANCES


As at the Quarter Ending September 30, 2024

Department : National Economic and Development Authority (NEDA)
 Agency/Entity : Public-Private Partnership Center of the Philippines
 Operating Unit : < not applicable >
 Organization Code (UACS) : 24 005 0000000
 Fund Cluster : 01 - Regular Agency Fund
 (e.g. UACS Fund Cluster: 01-Regular Agency Fund, 02-Foreign Assisted Projects Fund, 03-Special Account-Locally Funded/Domestic Grants Fund, and 04-Special Account-Foreign Assisted/Foreign Grants Fund)

X	Current Year Appropriations
	Supplemental Appropriations
	Continuing Appropriations


Particulars	UACS CODE	Appropriations			Allotments			Current Year Obligations							Current Year Disbursements					Balances				
		Authorized Appropriations	Adjustments (Transfer To/From, Modifications/Augmentations)	Adjusted Appropriations	Allotments Received	Adjustments (Reductions, Modifications/Augmentations)	Transfer To	Transfer From	Adjusted Allotments	1st Quarter Ending March 31	2nd Quarter Ending June 30	3rd Quarter Ending September 30	4th Quarter Ending December 31	Total	1st Quarter Ending March 31	2nd Quarter Ending June 30	3rd Quarter Ending September 30	4th Quarter Ending December 31	Total	Unreleased Appropriations	Unobligated Allotments	Unpaid Obligations (15-20)=(23+24)		
																						Due and Demandable	Not Yet Due and Demandable	
1	2	3	4	5=(3+4)	6	7	8	9	10=-(6+)-(7)-8+9	11	12	13	14	15=(11+12+13+14)	16	17	18	19	20=(16+17+18+19)	21	22	23	24	
Sub-Total III. Special Purpose Fund		0.00	12,282,699.00	12,282,699.00	0.00	12,282,699.00	0.00	0.00	12,282,699.00	0.00	1,310,194.39	5,275,503.01	0.00	6,585,697.40	0.00	1,310,194.39	5,275,503.01	0.00	6,585,697.40	0.00	5,697,001.60	0.00	0.00	0.00
PS		0.00	12,282,699.00	12,282,699.00	0.00	12,282,699.00	0.00	0.00	12,282,699.00	0.00	1,310,194.39	5,275,503.01	0.00	6,585,697.40	0.00	1,310,194.39	5,275,503.01	0.00	6,585,697.40	0.00	5,697,001.60	0.00	0.00	0.00
MOOE		0.00	0.00	0.00	0.00	0.00	0.00	0.00	0.00	0.00	0.00	0.00	0.00	0.00	0.00	0.00	0.00	0.00	0.00	0.00	0.00	0.00	0.00	0.00
FinEx		0.00	0.00	0.00	0.00	0.00	0.00	0.00	0.00	0.00	0.00	0.00	0.00	0.00	0.00	0.00	0.00	0.00	0.00	0.00	0.00	0.00	0.00	0.00
CO		0.00	0.00	0.00	0.00	0.00	0.00	0.00	0.00	0.00	0.00	0.00	0.00	0.00	0.00	0.00	0.00	0.00	0.00	0.00	0.00	0.00	0.00	0.00
IV. Reversion of the Unobligated Allotments charged against R.A. Nos. 11465 and 11494		0.00	0.00	0.00	0.00	0.00	0.00	0.00	0.00	0.00	0.00	0.00	0.00	0.00	0.00	0.00	0.00	0.00	0.00	0.00	0.00	0.00	0.00	0.00
GRAND TOTAL		219,170,000.00	12,803,699.00	231,973,699.00	219,691,000.00	12,282,699.00	0.00	0.00	231,973,699.00	50,255,084.11	78,459,191.48	48,577,726.99	0.00	177,292,002.58	47,670,948.46	59,603,094.67	55,620,043.56	0.00	162,894,086.69	0.00	54,681,696.42	10,822,668.98	3,575,246.91	0.00
PS		113,550,000.00	12,803,699.00	126,353,699.00	114,071,000.00	12,282,699.00	0.00	0.00	126,353,699.00	27,807,278.61	37,003,079.53	37,902,978.11	0.00	102,713,336.25	27,807,278.61	36,936,256.64	37,790,242.95	0.00	102,533,778.20	0.00	23,640,362.75	179,558.05	0.00	0.00
MOOE		89,911,000.00	0.00	89,911,000.00	89,911,000.00	0.00	0.00	89,911,000.00	21,655,293.50	32,660,011.99	10,081,148.88	0.00	64,396,454.37	19,071,157.85	19,376,241.85	17,829,800.61	0.00	56,277,200.31	0.00	25,514,545.63	5,137,607.15	2,981,646.91	0.00	0.00
CO		15,709,000.00	0.00	15,709,000.00	15,709,000.00	0.00	0.00	15,709,000.00	792,512.00	8,796,099.96	593,600.00	0.00	10,182,211.96	792,512.00	3,290,596.18	0.00	0.00	0.00	4,083,108.18	0.00	5,526,788.04	5,505,503.78	593,600.00	0.00
Recapitulation by OO:																								
I. Agency Specific Budget		99,351,000.00	4,171,196.63	103,522,196.63	99,351,000.00	4,171,196.63	0.00	0.00	103,522,196.63	20,520,114.23	34,819,973.71	25,389,670.37	0.00	80,729,758.31	20,520,114.23	28,406,800.14	24,229,112.37	0.00	73,156,026.74	0.00	22,792,438.32	6,508,275.17	1,065,456.40	0.00
PUBLIC-PRIVATE PARTNERSHIP MANAGEMENT PROGRAM		99,351,000.00	4,171,196.63	103,522,196.63	99,351,000.00	4,171,196.63	0.00	0.00	103,522,196.63	20,520,114.23	34,819,973.71	25,389,670.37	0.00	80,729,758.31	20,520,114.23	28,406,800.14	24,229,112.37	0.00	73,156,026.74	0.00	22,792,438.32	6,508,275.17	1,065,456.40	0.00

Prepared by:

 MARY ROAN S. SAN DIEGO
 Administrative Officer V (Budget Officer III)
 Date: October 14, 2024 03:43 PM

Certified Correct:

 JO ANN T. MENDOZA
 Chief Administrative Officer, Finance Division
 Date: October 14, 2024 03:43 PM

Recommending Approval By:

 CATALINA R. CARAAN
 Director IV, Administrative Service
 Date: October 15, 2024 04:22 PM

Approved By:

 ELEAZAR E. RICOTE
 Deputy Executive Director
 Date: October 15, 2024 04:23 PM

STATEMENT OF APPROPRIATIONS, ALLOTMENTS, OBLIGATIONS, DISBURSEMENTS AND BALANCES

As at the Quarter Ending September 30, 2024

Department : National Economic and Development Authority (NEDA)
 Agency/Entity : Public-Private Partnership Center of the Philippines
 Operating Unit : < not applicable >
 Organization Code (UACS) : 24 005 0000000
 Fund Cluster : 01 - Regular Agency Fund

	Current Year Appropriations
	Supplemental Appropriations
X	Continuing Appropriations

(e.g. UACS Fund Cluster: 01-Regular Agency Fund, 02-Foreign Assisted Projects Fund, 03-Special Account-Locally Funded/Domestic Grants Fund, and 04-Special Account-Foreign Assisted/Foreign Grants Fund)

Particulars	UACS CODE	Appropriations					Allotments					Current Year Obligations					Current Year Disbursements					Balances			
		Authorized Appropriations	Adjustments (Transfer To/From, Modifications/ Augmentations)	Adjusted Appropriations	Allotments		Adjustments (Reductions, Modifications/ Augmentations)	Transfer To	Transfer From	Adjusted Allotments	1st Quarter Ending March 31	2nd Quarter Ending June 30	3rd Quarter Ending September 30	4th Quarter Ending December 31	Total	1st Quarter Ending March 31	2nd Quarter Ending June 30	3rd Quarter Ending September 30	4th Quarter Ending December 31	Total	Unused Funds		Unpaid Obligations (16-21)=(24+25)		
					SARO	Unobligated															Unreleased Appropriations 22=(5-11)	Unobligated Allotments 23=(11-16)	Due and Demandable 24	Not Yet Due and Demandable 25	
1	2	3	4	5=(3+4)	6	7	8	9	10	11=(6+7+(8)-9+10)	12	13	14	15	16=(12+13+14+15)	17	18	19	20	21=(17+18+19+20)	22=(5-11)	23=(11-16)	24	25	
Unreleased Appropriations		0.00	0.00	0.00	0.00	0.00	0.00	0.00	0.00	0.00	0.00	0.00	0.00	0.00	0.00	0.00	0.00	0.00	0.00	0.00	0.00	0.00	0.00	0.00	
I. Agency Specific Budget		0.00	0.00	0.00	0.00	0.00	0.00	0.00	0.00	0.00	0.00	0.00	0.00	0.00	0.00	0.00	0.00	0.00	0.00	0.00	0.00	0.00	0.00	0.00	
General Administration and Support	1000000000000000	0.00	0.00	0.00	0.00	0.00	0.00	0.00	0.00	0.00	0.00	0.00	0.00	0.00	0.00	0.00	0.00	0.00	0.00	0.00	0.00	0.00	0.00	0.00	
General management and supervision	100000100001000	0.00	0.00	0.00	0.00	0.00	0.00	0.00	0.00	0.00	0.00	0.00	0.00	0.00	0.00	0.00	0.00	0.00	0.00	0.00	0.00	0.00	0.00	0.00	
MOOE		0.00	0.00	0.00	0.00	0.00	0.00	0.00	0.00	0.00	0.00	0.00	0.00	0.00	0.00	0.00	0.00	0.00	0.00	0.00	0.00	0.00	0.00	0.00	
Sub-Total, General Administration and Support		0.00	0.00	0.00	0.00	0.00	0.00	0.00	0.00	0.00	0.00	0.00	0.00	0.00	0.00	0.00	0.00	0.00	0.00	0.00	0.00	0.00	0.00	0.00	
PS		0.00	0.00	0.00	0.00	0.00	0.00	0.00	0.00	0.00	0.00	0.00	0.00	0.00	0.00	0.00	0.00	0.00	0.00	0.00	0.00	0.00	0.00	0.00	
MOOE		0.00	0.00	0.00	0.00	0.00	0.00	0.00	0.00	0.00	0.00	0.00	0.00	0.00	0.00	0.00	0.00	0.00	0.00	0.00	0.00	0.00	0.00	0.00	
FinEx (if Applicable)		0.00	0.00	0.00	0.00	0.00	0.00	0.00	0.00	0.00	0.00	0.00	0.00	0.00	0.00	0.00	0.00	0.00	0.00	0.00	0.00	0.00	0.00	0.00	
CO		0.00	0.00	0.00	0.00	0.00	0.00	0.00	0.00	0.00	0.00	0.00	0.00	0.00	0.00	0.00	0.00	0.00	0.00	0.00	0.00	0.00	0.00	0.00	
Operations	3000000000000000	0.00	0.00	0.00	0.00	0.00	0.00	0.00	0.00	0.00	0.00	0.00	0.00	0.00	0.00	0.00	0.00	0.00	0.00	0.00	0.00	0.00	0.00	0.00	
OO : Greater private sector participation thru Public-Private Partnership to accelerate provision of safe, efficient, reliable and sustainable infrastructure and development projects		0.00	0.00	0.00	0.00	0.00	0.00	0.00	0.00	0.00	0.00	0.00	0.00	0.00	0.00	0.00	0.00	0.00	0.00	0.00	0.00	0.00	0.00	0.00	
PUBLIC-PRIVATE PARTNERSHIP MANAGEMENT PROGRAM		0.00	0.00	0.00	0.00	0.00	0.00	0.00	0.00	0.00	0.00	0.00	0.00	0.00	0.00	0.00	0.00	0.00	0.00	0.00	0.00	0.00	0.00	0.00	
Project Development and Advisory Assistance	310100100001000	0.00	0.00	0.00	0.00	0.00	0.00	0.00	0.00	0.00	0.00	0.00	0.00	0.00	0.00	0.00	0.00	0.00	0.00	0.00	0.00	0.00	0.00	0.00	
MOOE		0.00	0.00	0.00	0.00	0.00	0.00	0.00	0.00	0.00	0.00	0.00	0.00	0.00	0.00	0.00	0.00	0.00	0.00	0.00	0.00	0.00	0.00	0.00	
Management and Administration of the Project Development and Monitoring Facility (PDMF) Funds	310100100002000	0.00	0.00	0.00	0.00	0.00	0.00	0.00	0.00	0.00	0.00	0.00	0.00	0.00	0.00	0.00	0.00	0.00	0.00	0.00	0.00	0.00	0.00	0.00	
MOOE		0.00	0.00	0.00	0.00	0.00	0.00	0.00	0.00	0.00	0.00	0.00	0.00	0.00	0.00	0.00	0.00	0.00	0.00	0.00	0.00	0.00	0.00	0.00	
Public-Private Partnership Policy Formulation and Advocacy, and Project Monitoring and Evaluation	310100100003000	0.00	0.00	0.00	0.00	0.00	0.00	0.00	0.00	0.00	0.00	0.00	0.00	0.00	0.00	0.00	0.00	0.00	0.00	0.00	0.00	0.00	0.00	0.00	
MOOE		0.00	0.00	0.00	0.00	0.00	0.00	0.00	0.00	0.00	0.00	0.00	0.00	0.00	0.00	0.00	0.00	0.00	0.00	0.00	0.00	0.00	0.00	0.00	
Provision of Capacity Building, Knowledge Management Services, Legal Services and ICT Services	310100100004000	0.00	0.00	0.00	0.00	0.00	0.00	0.00	0.00	0.00	0.00	0.00	0.00	0.00	0.00	0.00	0.00	0.00	0.00	0.00	0.00	0.00	0.00	0.00	
MOOE		0.00	0.00	0.00	0.00	0.00	0.00	0.00	0.00	0.00	0.00	0.00	0.00	0.00	0.00	0.00	0.00	0.00	0.00	0.00	0.00	0.00	0.00	0.00	
Sub-Total, Operations		0.00	0.00	0.00	0.00	0.00	0.00	0.00	0.00	0.00	0.00	0.00	0.00	0.00	0.00	0.00	0.00	0.00	0.00	0.00	0.00	0.00	0.00	0.00	
PS		0.00	0.00	0.00	0.00	0.00	0.00	0.00	0.00	0.00	0.00	0.00	0.00	0.00	0.00	0.00	0.00	0.00	0.00	0.00	0.00	0.00	0.00	0.00	
MOOE		0.00	0.00	0.00	0.00	0.00	0.00	0.00	0.00	0.00	0.00	0.00	0.00	0.00	0.00	0.00	0.00	0.00	0.00	0.00	0.00	0.00	0.00	0.00	
FinEx (if Applicable)		0.00	0.00	0.00	0.00	0.00	0.00	0.00	0.00	0.00	0.00	0.00	0.00	0.00	0.00	0.00	0.00	0.00	0.00	0.00	0.00	0.00	0.00	0.00	
CO		0.00	0.00	0.00	0.00	0.00	0.00	0.00	0.00	0.00	0.00	0.00	0.00	0.00	0.00	0.00	0.00	0.00	0.00	0.00	0.00	0.00	0.00	0.00	
Sub-Total, I. Agency Specific Budget		0.00	0.00	0.00	0.00	0.00	0.00	0.00	0.00	0.00	0.00	0.00	0.00	0.00	0.00	0.00	0.00	0.00	0.00	0.00	0.00	0.00	0.00	0.00	
PS		0.00	0.00	0.00	0.00	0.00	0.00	0.00	0.00	0.00	0.00	0.00	0.00	0.00	0.00	0.00	0.00	0.00	0.00	0.00	0.00	0.00	0.00	0.00	
MOOE		0.00	0.00	0.00	0.00	0.00	0.00	0.00	0.00	0.00	0.00	0.00	0.00	0.00	0.00	0.00	0.00	0.00	0.00	0.00	0.00	0.00	0.00	0.00	
FinEx (if Applicable)		0.00	0.00	0.00	0.00	0.00	0.00	0.00	0.00	0.00	0.00	0.00	0.00	0.00	0.00	0.00	0.00	0.00	0.00	0.00	0.00	0.00	0.00	0.00	
CO		0.00	0.00	0.00	0.00	0.00	0.00	0.00	0.00	0.00	0.00	0.00	0.00	0.00	0.00	0.00	0.00	0.00	0.00	0.00	0.00	0.00	0.00	0.00	
Unobligated Allotment		0.00	0.00	0.00	0.00	2,716,665.21	0.00	0.00	0.00	2,716,665.21	1,496,443.45	206,522.73	192,786.33	0.00	1,895,752.51	1,496,443.45	199,826.66	188,205.40	0.00	1,884,475.51	0.00	820,912.70	11,277.00	0.00	
I. Agency Specific Budget		0.00	0.00	0.00	0.00	2,716,665.21	0.00	0.00	0.00	2,716,665.21	1,496,443.45	206,522.73	192,786.33	0.00	1,895,752.51	1,496,443.45	199,826.66	188,205.40	0.00	1,884,475.51	0.00	820,912.70	11,277.00	0.00	
General Administration and Support	1000000000000000	0.00	0.00	0.00	0.00	454,691.76	0.00	0.00	0.00	454,691.76	358,411.75	74,677.62	18,981.82	0.00	452,071.19	358,411.75	67,981.55	15,300.89	0.00	441,694.19	0.00	2,620.57	10,377.00	0.00	
General management and supervision	100000100001000	0.00	0.00	0.00	0.00	454,691.76	0.00	0.00	0.00	454,691.76	358,411.75	74,677.62	18,981.82	0.00	452,071.19	358,411.75	67,981.55	15,300.89	0.00	441,694.19	0.00	2,620.57	10,377.00	0.00	
MOOE		0.00	0.00	0.00	0.00	454,691.76	0.00	0.00	0.00	454,691.76	358,411.75	74,677.62	18,981.82	0.00	452,071.19	358,411.75	67,981.55	15,300.89	0.00	441,694.19	0.00	2,620.57	10,377.00	0.00	
Sub-Total, General Administration and Support		0.00	0.00	0.00	0.00	454,691.76	0.00	0.00	0.00	454,691.76	358,411.75	74,677.62	18,981.82	0.00	452,071.19	358,411.75	67,981.55	15,300.89	0.00	441,694.19	0.00	2,620.57	10,377.00	0.00	
PS		0.00	0.00	0.00	0.00	454,691.76	0.00	0.00	0.00	454,691.76	358,411.75	74,677.62	18,981.82	0.00	452,071.19	358,411.75	67,981.55	15,300.89	0.00	441,694.19	0.00	2,620.57	10,377.00	0.00	
MOOE		0.00	0.00	0.00	0.00	454,691.76	0.00	0.00	0.00	454,691.76	358,411.75	74,677.62	18,981.82	0.00	452,071.19	358,411.75	67,981.55	15,300.89	0.00	441,694.19	0.00	2,620.57	10,377.00	0.00	
FinEx (if Applicable)		0.00	0.00	0.00	0.00	0.00	0.00	0.00	0.00	0.00	0.00	0.00	0.00	0.00	0.00	0.00	0.00	0.00	0.00	0.00	0.00	0.00	0.00	0.00	
CO		0.00	0.00	0.00	0.00	0.00	0.00	0.00	0.00	0.00	0.00	0.00	0.00	0.00	0.00	0.00	0.00	0.00	0.00	0.00	0.00	0.00	0.00	0.00	
Operations	3000000000000000	0.00	0.00</																						

STATEMENT OF APPROPRIATIONS, ALLOTMENTS, OBLIGATIONS, DISBURSEMENTS AND BALANCES


As at the Quarter Ending September 30, 2024


Department : National Economic and Development Authority (NEDA)
 Agency/Entity : Public-Private Partnership Center of the Philippines
 Operating Unit : < not applicable >
 Organization Code (UACS) : 24 005 0000000
 Fund Cluster : 01 - Regular Agency Fund

	Current Year Appropriations
	Supplemental Appropriations
X	Continuing Appropriations

(e.g. UACS Fund Cluster: 01-Regular Agency Fund, 02-Foreign Assisted Projects Fund, 03-Special Account-Locally Funded/Domestic Grants Fund, and 04-Special Account-Foreign Assisted/Foreign Grants Fund)


Particulars	UACS CODE	Appropriations			Allotments					Current Year Obligations					Current Year Disbursements					Balances						
		Authorized Appropriations	Adjustments (Transfer To/From, Modifications/ Augmentations)	Adjusted Appropriations	Allotments		Transfer To	Transfer From	Adjusted Allotments	1st Quarter Ending March 31	2nd Quarter Ending June 30	3rd Quarter Ending September 30	4th Quarter Ending December 31	Total	1st Quarter Ending March 31	2nd Quarter Ending June 30	3rd Quarter Ending September 30	4th Quarter Ending December 31	Total	Unused Funds		Unpaid Obligations (16-21)=(24+25)				
					SARO	Unobligated														Reductions, Modifications/ Augmentations)	Unreleased Appropriations	Unobligated Allotments	Due and Demandable	Not Yet Due and Demandable		
1	2	3	4	5=(3+4)	6	7	8	9	10	11=(6+7+8)+9+10	12	13	14	15	16=(12+13+14+15)	17	18	19	20	21=(17+18+19+20)	22=(5-11)	23=(11-16)	24	25		
Public-Private Partnership Policy Formulation and Advocacy, and Project Monitoring and Evaluation	310100100003000	0.00	0.00	0.00	0.00	230,661.25	0.00	0.00	0.00	230,661.25	159,979.54	0.00	49,069.76	0.00	209,049.30	159,979.54	0.00	49,069.76	0.00	209,049.30	0.00	21,611.95	0.00	0.00	0.00	
MOOE		0.00	0.00	0.00	0.00	230,661.25	0.00	0.00	0.00	230,661.25	159,979.54	0.00	49,069.76	0.00	209,049.30	159,979.54	0.00	49,069.76	0.00	209,049.30	0.00	21,611.95	0.00	0.00	0.00	
Provision of Capacity Building, Knowledge Management Services, Legal Services and ICT Services	310100100004000	0.00	0.00	0.00	0.00	1,996,351.78	0.00	0.00	0.00	1,996,351.78	978,052.16	122,445.11	116,381.75	0.00	1,216,879.02	978,052.16	122,445.11	116,381.75	0.00	1,216,879.02	0.00	779,472.76	0.00	0.00	0.00	
MOOE		0.00	0.00	0.00	0.00	1,996,351.78	0.00	0.00	0.00	1,996,351.78	978,052.16	122,445.11	116,381.75	0.00	1,216,879.02	978,052.16	122,445.11	116,381.75	0.00	1,216,879.02	0.00	779,472.76	0.00	0.00	0.00	
Sub-Total, Operations		0.00	0.00	0.00	0.00	2,261,973.45	0.00	0.00	0.00	2,261,973.45	1,138,031.70	131,845.11	173,804.51	0.00	1,443,681.32	1,138,031.70	131,845.11	172,904.51	0.00	1,442,781.32	0.00	818,292.13	900.00	0.00	0.00	
PS		0.00	0.00	0.00	0.00	0.00	0.00	0.00	0.00	0.00	0.00	0.00	0.00	0.00	0.00	0.00	0.00	0.00	0.00	0.00	0.00	0.00	0.00	0.00	0.00	0.00
MOOE		0.00	0.00	0.00	0.00	2,261,973.45	0.00	0.00	0.00	2,261,973.45	1,138,031.70	131,845.11	173,804.51	0.00	1,443,681.32	1,138,031.70	131,845.11	172,904.51	0.00	1,442,781.32	0.00	818,292.13	900.00	0.00	0.00	
FinEx (if Applicable)		0.00	0.00	0.00	0.00	0.00	0.00	0.00	0.00	0.00	0.00	0.00	0.00	0.00	0.00	0.00	0.00	0.00	0.00	0.00	0.00	0.00	0.00	0.00	0.00	0.00
CO		0.00	0.00	0.00	0.00	0.00	0.00	0.00	0.00	0.00	0.00	0.00	0.00	0.00	0.00	0.00	0.00	0.00	0.00	0.00	0.00	0.00	0.00	0.00	0.00	0.00
Sub-Total, I. Agency Specific Budget		0.00	0.00	0.00	0.00	2,716,665.21	0.00	0.00	0.00	2,716,665.21	1,496,443.45	206,522.73	192,786.33	0.00	1,895,752.51	1,496,443.45	199,826.66	188,205.40	0.00	1,884,475.51	0.00	820,912.70	11,277.00	0.00	0.00	
PS		0.00	0.00	0.00	0.00	0.00	0.00	0.00	0.00	0.00	0.00	0.00	0.00	0.00	0.00	0.00	0.00	0.00	0.00	0.00	0.00	0.00	0.00	0.00	0.00	0.00
MOOE		0.00	0.00	0.00	0.00	2,716,665.21	0.00	0.00	0.00	2,716,665.21	1,496,443.45	206,522.73	192,786.33	0.00	1,895,752.51	1,496,443.45	199,826.66	188,205.40	0.00	1,884,475.51	0.00	820,912.70	11,277.00	0.00	0.00	
FinEx (if Applicable)		0.00	0.00	0.00	0.00	0.00	0.00	0.00	0.00	0.00	0.00	0.00	0.00	0.00	0.00	0.00	0.00	0.00	0.00	0.00	0.00	0.00	0.00	0.00	0.00	0.00
CO		0.00	0.00	0.00	0.00	0.00	0.00	0.00	0.00	0.00	0.00	0.00	0.00	0.00	0.00	0.00	0.00	0.00	0.00	0.00	0.00	0.00	0.00	0.00	0.00	0.00
GRAND TOTAL		0.00	0.00	0.00	0.00	2,716,665.21	0.00	0.00	0.00	2,716,665.21	1,496,443.45	206,522.73	192,786.33	0.00	1,895,752.51	1,496,443.45	199,826.66	188,205.40	0.00	1,884,475.51	0.00	820,912.70	11,277.00	0.00	0.00	
PS		0.00	0.00	0.00	0.00	0.00	0.00	0.00	0.00	0.00	0.00	0.00	0.00	0.00	0.00	0.00	0.00	0.00	0.00	0.00	0.00	0.00	0.00	0.00	0.00	0.00
MOOE		0.00	0.00	0.00	0.00	2,716,665.21	0.00	0.00	0.00	2,716,665.21	1,496,443.45	206,522.73	192,786.33	0.00	1,895,752.51	1,496,443.45	199,826.66	188,205.40	0.00	1,884,475.51	0.00	820,912.70	11,277.00	0.00	0.00	
FinEx (if Applicable)		0.00	0.00	0.00	0.00	0.00	0.00	0.00	0.00	0.00	0.00	0.00	0.00	0.00	0.00	0.00	0.00	0.00	0.00	0.00	0.00	0.00	0.00	0.00	0.00	0.00
CO		0.00	0.00	0.00	0.00	0.00	0.00	0.00	0.00	0.00	0.00	0.00	0.00	0.00	0.00	0.00	0.00	0.00	0.00	0.00	0.00	0.00	0.00	0.00	0.00	0.00
Recapitulation by OO:																										
Unreleased Appropriations		0.00	0.00	0.00	0.00	0.00	0.00	0.00	0.00	0.00	0.00	0.00	0.00	0.00	0.00	0.00	0.00	0.00	0.00	0.00	0.00	0.00	0.00	0.00	0.00	
I. Agency Specific Budget		0.00	0.00	0.00	0.00	0.00	0.00	0.00	0.00	0.00	0.00	0.00	0.00	0.00	0.00	0.00	0.00	0.00	0.00	0.00	0.00	0.00	0.00	0.00	0.00	
PUBLIC-PRIVATE PARTNERSHIP MANAGEMENT PROGRAM		0.00	0.00	0.00	0.00	0.00	0.00	0.00	0.00	0.00	0.00	0.00	0.00	0.00	0.00	0.00	0.00	0.00	0.00	0.00	0.00	0.00	0.00	0.00	0.00	
Unobligated Allotment		0.00	0.00	0.00	0.00	2,261,973.45	0.00	0.00	0.00	2,261,973.45	1,138,031.70	131,845.11	173,804.51	0.00	1,443,681.32	1,138,031.70	131,845.11	172,904.51	0.00	1,442,781.32	0.00	818,292.13	900.00	0.00	0.00	
I. Agency Specific Budget		0.00	0.00	0.00	0.00	2,261,973.45	0.00	0.00	0.00	2,261,973.45	1,138,031.70	131,845.11	173,804.51	0.00	1,443,681.32	1,138,031.70	131,845.11	172,904.51	0.00	1,442,781.32	0.00	818,292.13	900.00	0.00	0.00	
PUBLIC-PRIVATE PARTNERSHIP MANAGEMENT PROGRAM		0.00	0.00	0.00	0.00	2,261,973.45	0.00	0.00	0.00	2,261,973.45	1,138,031.70	131,845.11	173,804.51	0.00	1,443,681.32	1,138,031.70	131,845.11	172,904.51	0.00	1,442,781.32	0.00	818,292.13	900.00	0.00	0.00	

Prepared by:

 MARY ROAN S. SAN DIEGO
 Administrative Officer V (Budget Officer III)
 Date: October 14, 2024 03:43 PM

Certified Correct:

 JO ANN T. MENDOZA
 Chief Administrative Officer, Finance Division
 Date: October 14, 2024 03:43 PM

Recommending Approval By:

 CATALINA R. CARAAN
 Director IV, Administrative Services
 Date: October 15, 2024 04:22 PM

Approved By:

 ELEAZAR E. RICOTE
 Deputy Executive Director
 Date: October 15, 2024 04:23 PM

SUMMARY OF APPROPRIATIONS, ALLOTMENTS, OBLIGATIONS, DISBURSEMENTS AND BALANCES BY OBJECT OF EXPENDITURES

As at the Quarter Ending September 30, 2024

Department : National Economic and Development Authority (NEDA)
 Agency/Entity : Public-Private Partnership Center of the Philippines
 Operating Unit : < not applicable >
 Organization Code (UACS) : 24 005 000000
 Fund Cluster : 01 - Regular Agency Fund

X	Current Year Appropriations
	Supplemental Appropriations
	Continuing Appropriations

(e.g. UACS Fund Cluster: 01-Regular Agency Fund, 02-Foreign Assisted Projects Fund, 03-Special Account-Locally Funded/Domestic Grants Fund, and 04-Special Account-Foreign Assisted/Foreign Grants Fund)

Particulars	UACS CODE	Appropriations		Allotments						Obligations					Disbursements					Balances			
		Authorized Appropriations	Adjustments (Transfer To/From, Modifications/Augmentations)	Adjusted Appropriations	Allotments Received	Adjustments (Reductions, Modifications/Augmentations)	Transfer To	Transfer From	Adjusted Allotments	1st Quarter Ending March 31	2nd Quarter Ending June 30	3rd Quarter Ending September 30	4th Quarter Ending December 31	Total	1st Quarter Ending March 31	2nd Quarter Ending June 30	3rd Quarter Ending September 30	4th Quarter Ending December 31	Total	Unreleased Appropriations	Unobligated Allotments	Unpaid Obligations (15-20)=(23+24)	
																						23	24
1	2	3	4	5=(3+4)	6	7	8	9	10=[(6+)-(7)-9]	11	12	13	14	15=(11+12+13+14)	16	17	18	19	20=(16+17+18+19)	21=(5-10)	22=(10-15)	23	24
SUMMARY		219,170,000.00	12,803,699.00	231,973,699.00	219,691,000.00	12,282,699.00	0.00	0.00	231,973,699.00	50,255,084.11	78,521,367.80	48,515,550.67	0.00	177,292,002.58	47,670,948.46	59,604,261.79	55,619,111.55	0.00	162,894,321.80	0.00	54,681,696.42	10,822,433.87	3,575,246.91
A. AGENCY SPECIFIC BUDGET		209,498,000.00	0.00	209,498,000.00	209,498,000.00	0.00	0.00	0.00	209,498,000.00	48,251,068.89	74,083,900.66	40,525,297.80	0.00	162,860,268.35	45,666,934.24	55,166,794.65	47,628,858.68	0.00	148,462,587.57	0.00	46,637,731.65	10,822,433.87	3,575,246.91
Personnel Services		103,878,000.00	0.00	103,878,000.00	103,878,000.00	0.00	0.00	0.00	103,878,000.00	25,803,264.39	32,627,788.71	29,850,548.92	0.00	88,281,602.02	25,803,264.39	32,560,965.82	29,738,048.87	0.00	88,102,279.08	0.00	15,596,397.98	179,322.94	0.00
Salaries and Wages		80,597,000.00	(1,612,909.40)	78,984,090.60	80,597,000.00	(1,612,909.40)	0.00	0.00	78,984,090.60	22,720,267.12	22,805,680.35	26,094,413.59	0.00	71,620,361.06	22,720,267.12	22,741,675.64	26,158,418.30	0.00	71,620,361.06	0.00	7,363,729.54	0.00	0.00
Salaries and Wages - Regular	5010101000	80,597,000.00	(1,612,909.40)	78,984,090.60	80,597,000.00	(1,612,909.40)	0.00	0.00	78,984,090.60	22,720,267.12	22,805,680.35	26,094,413.59	0.00	71,620,361.06	22,720,267.12	22,741,675.64	26,158,418.30	0.00	71,620,361.06	0.00	7,363,729.54	0.00	0.00
Basic Salary - Civilian	5010101001	80,597,000.00	(1,612,909.40)	78,984,090.60	80,597,000.00	(1,612,909.40)	0.00	0.00	78,984,090.60	22,720,267.12	22,805,680.35	26,094,413.59	0.00	71,620,361.06	22,720,267.12	22,741,675.64	26,158,418.30	0.00	71,620,361.06	0.00	7,363,729.54	0.00	0.00
Other Compensation		21,122,000.00	1,016,248.00	22,138,248.00	21,122,000.00	1,016,248.00	0.00	0.00	22,138,248.00	2,646,181.82	8,963,435.82	2,591,132.55	0.00	14,200,750.19	2,646,181.82	8,960,617.64	2,593,950.73	0.00	14,200,750.19	0.00	7,937,497.81	0.00	0.00
Personal Economic Relief Allowance (PERA)	5010201000	2,544,000.00	0.00	2,544,000.00	2,544,000.00	0.00	0.00	0.00	2,544,000.00	752,181.82	767,306.82	762,545.45	0.00	2,282,034.09	752,181.82	764,488.64	765,363.63	0.00	2,282,034.09	0.00	261,965.91	0.00	0.00
PERA - Civilian	5010201001	2,544,000.00	0.00	2,544,000.00	2,544,000.00	0.00	0.00	0.00	2,544,000.00	752,181.82	767,306.82	762,545.45	0.00	2,282,034.09	752,181.82	764,488.64	765,363.63	0.00	2,282,034.09	0.00	261,965.91	0.00	0.00
Representation Allowance (RA)	5010202000	1,956,000.00	51,625.00	2,007,625.00	1,956,000.00	51,625.00	0.00	0.00	2,007,625.00	609,625.00	700,250.00	697,750.00	0.00	2,007,625.00	609,625.00	700,250.00	697,750.00	0.00	2,007,625.00	0.00	0.00	0.00	0.00
Transportation Allowance (TA)	5010203000	1,494,000.00	136,375.00	1,630,375.00	1,494,000.00	136,375.00	0.00	0.00	1,630,375.00	528,375.00	542,250.00	559,750.00	0.00	1,630,375.00	528,375.00	542,250.00	559,750.00	0.00	1,630,375.00	0.00	0.00	0.00	0.00
Transportation Allowance (TA)	5010203001	1,494,000.00	136,375.00	1,630,375.00	1,494,000.00	136,375.00	0.00	0.00	1,630,375.00	528,375.00	542,250.00	559,750.00	0.00	1,630,375.00	528,375.00	542,250.00	559,750.00	0.00	1,630,375.00	0.00	0.00	0.00	0.00
Clothing/Uniform Allowance	5010204000	636,000.00	141,000.00	777,000.00	636,000.00	141,000.00	0.00	0.00	777,000.00	756,000.00	14,000.00	7,000.00	0.00	777,000.00	756,000.00	14,000.00	7,000.00	0.00	777,000.00	0.00	0.00	0.00	0.00
Clothing/Uniform Allowance - Civilian	5010204001	636,000.00	141,000.00	777,000.00	636,000.00	141,000.00	0.00	0.00	777,000.00	756,000.00	14,000.00	7,000.00	0.00	777,000.00	756,000.00	14,000.00	7,000.00	0.00	777,000.00	0.00	0.00	0.00	0.00
Year End Bonus	5010214000	6,716,000.00	0.00	6,716,000.00	6,716,000.00	0.00	0.00	0.00	6,716,000.00	0.00	0.00	90,968.10	0.00	90,968.10	0.00	0.00	90,968.10	0.00	90,968.10	0.00	6,625,031.90	0.00	0.00
Bonus - Civilian	5010214001	6,716,000.00	0.00	6,716,000.00	6,716,000.00	0.00	0.00	0.00	6,716,000.00	0.00	0.00	90,968.10	0.00	90,968.10	0.00	0.00	90,968.10	0.00	90,968.10	0.00	6,625,031.90	0.00	0.00
Cash Gift	5010215000	530,000.00	0.00	530,000.00	530,000.00	0.00	0.00	0.00	530,000.00	0.00	0.00	9,500.00	0.00	9,500.00	0.00	0.00	9,500.00	0.00	9,500.00	0.00	520,500.00	0.00	0.00
Cash Gift - Civilian	5010215001	530,000.00	0.00	530,000.00	530,000.00	0.00	0.00	0.00	530,000.00	0.00	0.00	9,500.00	0.00	9,500.00	0.00	0.00	9,500.00	0.00	9,500.00	0.00	520,500.00	0.00	0.00
Mid-Year Bonus - Civilian	5010216000	6,716,000.00	687,248.00	7,403,248.00	6,716,000.00	687,248.00	0.00	0.00	7,403,248.00	0.00	6,939,629.00	463,619.00	0.00	7,403,248.00	0.00	6,939,629.00	463,619.00	0.00	7,403,248.00	0.00	0.00	0.00	0.00
Mid-Year Bonus - Civilian	5010216001	6,716,000.00	687,248.00	7,403,248.00	6,716,000.00	687,248.00	0.00	0.00	7,403,248.00	0.00	6,939,629.00	463,619.00	0.00	7,403,248.00	0.00	6,939,629.00	463,619.00	0.00	7,403,248.00	0.00	0.00	0.00	0.00
Other Bonuses and Allowances	5010299000	530,000.00	0.00	530,000.00	530,000.00	0.00	0.00	0.00	530,000.00	0.00	0.00	0.00	0.00	0.00	0.00	0.00	0.00	0.00	0.00	0.00	530,000.00	0.00	0.00
Productivity Enhancement Incentive - Civilian	5010299012	530,000.00	0.00	530,000.00	530,000.00	0.00	0.00	0.00	530,000.00	0.00	0.00	0.00	0.00	0.00	0.00	0.00	0.00	0.00	0.00	0.00	530,000.00	0.00	0.00
Personnel Benefit Contributions		1,888,000.00	60,500.00	1,948,500.00	1,888,000.00	60,500.00	0.00	0.00	1,948,500.00	426,815.45	846,256.93	622,687.54	0.00	1,895,759.92	426,815.45	846,256.93	443,364.60	0.00	1,716,436.98	0.00	52,740.08	179,322.94	0.00
Pag-IBIG Contributions	5010302000	127,000.00	60,500.00	187,500.00	127,000.00	60,500.00	0.00	0.00	187,500.00	38,100.00	98,600.00	50,800.00	0.00	187,500.00	38,100.00	98,600.00	50,800.00	0.00	187,500.00	0.00	0.00	0.00	0.00
Pag-IBIG - Civilian	5010302001	127,000.00	60,500.00	187,500.00	127,000.00	60,500.00	0.00	0.00	187,500.00	38,100.00	98,600.00	50,800.00	0.00	187,500.00	38,100.00	98,600.00	50,800.00	0.00	187,500.00	0.00	0.00	0.00	0.00
PhilHealth Contributions	5010303000	1,634,000.00	0.00	1,634,000.00	1,634,000.00	0.00	0.00	0.00	1,634,000.00	360,515.45	701,756.93	532,287.54	0.00	1,594,559.92	360,515.45	701,756.93	352,964.60	0.00	1,415,236.98	0.00	39,440.08	179,322.94	0.00
PhilHealth - Civilian	5010303001	1,634,000.00	0.00	1,634,000.00	1,634,000.00	0.00	0.00	0.00	1,634,000.00	360,515.45	701,756.93	532,287.54	0.00	1,594,559.92	360,515.45	701,756.93	352,964.60	0.00	1,415,236.98	0.00	39,440.08	179,322.94	0.00
Employees Compensation Insurance Premiums	5010304000	127,000.00	0.00	127,000.00	127,000.00	0.00	0.00	0.00	127,000.00	28,200.00	39,600.00	49,200.00	0.00	117,000.00	28,200.00	39,600.00	49,200.00	0.00	117,000.00	0.00	13,300.00	15,300.00	0.00
ECIP - Civilian	5010304001	127,000.00	0.00	127,000.00	127,000.00	0.00	0.00	0.00	127,000.00	28,200.00	39,600.00	49,200.00	0.00	117,000.00	28,200.00	39,600.00	49,200.00	0.00	117,000.00	0.00	13,300.00	15,300.00	0.00
Other Personnel Benefits		271,000.00	536,161.40	807,161.40	271,000.00	536,161.40	0.00	0.00	807,161.40	10,000.00	12,415.61	542,315.24	0.00	564,730.85	10,000.00	12,415.61	542,315.24	0.00	564,730.85	0.00	242,430.55	0.00	0.00
Terminal Leave Benefits	5010403000	0.00	536,161.40	536,161.40	0.00	536,161.40	0.00	0.00	536,161.40	0.00	0.00	536,161.40	0.00	536,161.40	0.00	0.00	536,161.40	0.00	536,161.40	0.00	0.00	0.00	0.00
Terminal Leave Benefits - Civilian	5010403001	0.00	536,161.40	536,161.40	0.00	536,161.40	0.00	0.00	536,161.40	0.00	0.00	536,161.40	0.00	536,161.40	0.00	0.00	536,161.40	0.00	536,161.40	0.00	0.00	0.00	0.00
Other Personnel Benefits	5010499000	271,000.00	0.00	271,000.00	271,000.00	0.00	0.00	0.00	271,000.00	10,000.00	12,415.61	6,153.84	0.00	28,569.45	10,000.00	12,415.61	28,569.45	0.00	28,569.45	0.00	242,430.55	0.00	0

SUMMARY OF APPROPRIATIONS, ALLOTMENTS, OBLIGATIONS, DISBURSEMENTS AND BALANCES BY OBJECT OF EXPENDITURES

As at the Quarter Ending September 30, 2024

Department : National Economic and Development Authority (NEDA)
 Agency/Entity : Public-Private Partnership Center of the Philippines
 Operating Unit : < not applicable >
 Organization Code (UACS) : 24 005 000000
 Fund Cluster : 01 - Regular Agency Fund

X	Current Year Appropriations
	Supplementing Appropriations
	Continuing Appropriations

(e.g. UACS Fund Cluster: 01-Regular Agency Fund, 02-Foreign Assisted Projects Fund, 03-Special Account-Locally Funded/Domestic Grants Fund, and 04-Special Account-Foreign Assisted/Foreign Grants Fund)

Particulars	UACS CODE	Appropriations		Allotments						Obligations				Disbursements				Balances					
		Authorized Appropriations	Adjustments (Transfer To/From, Modifications/Augmentations)	Adjusted Appropriations	Allotments Received	Adjustments (Reductions, Modifications/Augmentations)	Transfer To	Transfer From	Adjusted Allotments	1st Quarter Ending March 31	2nd Quarter Ending June 30	3rd Quarter Ending September 30	4th Quarter Ending December 31	Total	1st Quarter Ending March 31	2nd Quarter Ending June 30	3rd Quarter Ending September 30	4th Quarter Ending December 31	Total	Unreleased Appropriations	Unobligated Allotments	Unpaid Obligations (15-20)=(23+24)	
1	2	3	4	5=(3+4)	6	7	8	9	10=[(6+)-(7)-8+9]	11	12	13	14	15=(11+12+13+14)	16	17	18	19	20=(16+17+18+19)	21=(5-10)	22=(10-15)	23	24
Awards/Rewards and Prizes		336,000.00	0.00	336,000.00	336,000.00	0.00	0.00	0.00	336,000.00	0.00	0.00	227,000.00	0.00	227,000.00	0.00	0.00	227,000.00	0.00	227,000.00	0.00	109,000.00	0.00	0.00
Awards/Rewards Expenses	5020601000	336,000.00	0.00	336,000.00	336,000.00	0.00	0.00	0.00	336,000.00	0.00	0.00	227,000.00	0.00	227,000.00	0.00	0.00	227,000.00	0.00	227,000.00	0.00	109,000.00	0.00	0.00
Awards/Rewards Expenses	5020601001	336,000.00	0.00	336,000.00	336,000.00	0.00	0.00	0.00	336,000.00	0.00	0.00	227,000.00	0.00	227,000.00	0.00	0.00	227,000.00	0.00	227,000.00	0.00	109,000.00	0.00	0.00
Confidential, Intelligence and Extraordinary		1,194,000.00	0.00	1,194,000.00	1,194,000.00	0.00	0.00	0.00	1,194,000.00	169,913.81	310,863.53	226,718.13	0.00	707,495.47	169,913.81	310,863.53	226,718.13	0.00	707,495.47	0.00	486,504.53	0.00	0.00
Extraordinary and Miscellaneous Expenses	5021003000	1,194,000.00	0.00	1,194,000.00	1,194,000.00	0.00	0.00	0.00	1,194,000.00	169,913.81	310,863.53	226,718.13	0.00	707,495.47	169,913.81	310,863.53	226,718.13	0.00	707,495.47	0.00	486,504.53	0.00	0.00
Professional Services		204,000.00	1,500,219.19	1,704,219.19	204,000.00	1,500,219.19	0.00	0.00	1,704,219.19	17,697.91	340,195.74	1,146,325.54	0.00	1,504,219.19	17,697.91	340,195.74	1,146,325.54	0.00	1,504,219.19	0.00	200,000.00	0.00	0.00
Legal Services	5021101000	4,000.00	16,826.00	20,826.00	4,000.00	16,826.00	0.00	0.00	20,826.00	0.00	18,476.00	2,350.00	0.00	20,826.00	0.00	18,476.00	2,350.00	0.00	20,826.00	0.00	0.00	0.00	0.00
Consultancy Services	5021103000	200,000.00	0.00	200,000.00	200,000.00	0.00	0.00	0.00	200,000.00	0.00	0.00	0.00	0.00	0.00	0.00	0.00	0.00	0.00	0.00	0.00	200,000.00	0.00	0.00
Consultancy Services	5021103002	200,000.00	0.00	200,000.00	200,000.00	0.00	0.00	0.00	200,000.00	0.00	0.00	0.00	0.00	0.00	0.00	0.00	0.00	0.00	0.00	0.00	200,000.00	0.00	0.00
Other Professional Services	5021199000	0.00	1,483,393.19	1,483,393.19	0.00	1,483,393.19	0.00	0.00	1,483,393.19	17,697.91	321,719.74	1,143,975.54	0.00	1,483,393.19	17,697.91	321,719.74	1,143,975.54	0.00	1,483,393.19	0.00	0.00	0.00	0.00
General Services		9,496,000.00	(577,332.00)	8,918,668.00	9,496,000.00	(577,332.00)	0.00	0.00	8,918,668.00	1,021,985.11	5,846,870.31	0.00	0.00	7,768,855.42	740,394.91	2,771,777.28	1,632,814.00	0.00	5,144,987.09	0.00	1,149,812.58	808,484.80	1,815,383.53
Janitorial Services	5021202000	2,029,000.00	82,313.22	2,111,313.22	2,029,000.00	82,313.22	0.00	0.00	2,111,313.22	113,367.34	1,997,945.88	0.00	0.00	2,111,313.22	113,367.34	696,285.00	343,830.10	0.00	1,153,482.44	0.00	0.00	177,831.82	779,998.96
Security Services	5021203000	1,569,000.00	58,765.47	1,627,765.47	1,569,000.00	58,765.47	0.00	0.00	1,627,765.47	1,627,765.47	0.00	0.00	0.00	1,627,765.47	446,175.27	354,477.06	360,807.34	0.00	1,161,459.67	0.00	0.00	124,489.30	341,816.50
Other General Services	5021299000	5,898,000.00	(718,410.69)	5,179,589.31	5,898,000.00	(718,410.69)	0.00	0.00	5,179,589.31	180,852.30	3,848,924.43	0.00	0.00	4,029,776.73	180,852.30	1,721,015.22	928,177.46	0.00	2,830,044.98	0.00	1,149,812.58	506,163.68	693,568.07
Other General Services - ICT Services	5021299001	900,000.00	(577,332.00)	322,668.00	900,000.00	(577,332.00)	0.00	0.00	322,668.00	0.00	0.00	0.00	0.00	0.00	0.00	0.00	0.00	0.00	0.00	0.00	322,668.00	0.00	0.00
Other General Services	5021299009	4,998,000.00	(141,078.69)	4,856,921.31	4,998,000.00	(141,078.69)	0.00	0.00	4,856,921.31	180,852.30	3,848,924.43	0.00	0.00	4,029,776.73	180,852.30	1,721,015.22	928,177.46	0.00	2,830,044.98	0.00	827,144.58	506,163.68	693,568.07
Repairs and Maintenance		4,566,000.00	(209,988.00)	4,356,012.00	4,566,000.00	(209,988.00)	0.00	0.00	4,356,012.00	258,405.26	1,633,500.78	1,641,431.80	0.00	3,533,337.84	124,005.26	1,235,710.78	1,576,365.40	0.00	2,936,081.44	0.00	822,674.16	95,800.00	501,456.40
Repairs and Maintenance - Buildings and Other	5021304000	350,000.00	(282,699.52)	67,300.48	350,000.00	(282,699.52)	0.00	0.00	67,300.48	60,000.00	0.00	0.00	0.00	60,000.00	0.00	60,000.00	0.00	60,000.00	0.00	0.00	7,300.48	0.00	0.00
Buildings	5021304001	350,000.00	(282,699.52)	67,300.48	350,000.00	(282,699.52)	0.00	0.00	67,300.48	60,000.00	0.00	0.00	0.00	60,000.00	0.00	60,000.00	0.00	60,000.00	0.00	0.00	7,300.48	0.00	0.00
Repairs and Maintenance - Machinery and Equipment	5021305000	2,966,000.00	(39,088.00)	2,926,912.00	2,966,000.00	(39,088.00)	0.00	0.00	2,926,912.00	83,200.00	1,022,490.00	1,499,644.79	0.00	2,605,334.79	8,800.00	564,700.00	1,434,578.39	0.00	2,008,078.39	0.00	321,577.21	95,800.00	501,456.40
Information and Communication Technology Equipment	5021305003	2,966,000.00	(209,988.00)	2,756,012.00	2,966,000.00	(209,988.00)	0.00	0.00	2,756,012.00	0.00	934,790.00	1,499,644.79	0.00	2,434,434.79	0.00	465,000.00	1,434,578.39	0.00	1,899,578.39	0.00	321,577.21	63,000.00	471,856.40
Disaster Response and Rescue Equipment	5021305009	0.00	48,000.00	48,000.00	0.00	48,000.00	0.00	0.00	48,000.00	48,000.00	0.00	0.00	0.00	48,000.00	0.00	12,000.00	0.00	0.00	12,000.00	0.00	0.00	24,000.00	12,000.00
Repairs and Maintenance - Transportation	5021306000	1,250,000.00	0.00	1,250,000.00	1,250,000.00	0.00	0.00	0.00	1,250,000.00	115,205.26	499,211.26	141,787.01	0.00	756,203.53	115,205.26	499,211.26	141,787.01	0.00	756,203.53	0.00	493,796.47	0.00	0.00
Motor Vehicles	5021306001	1,250,000.00	0.00	1,250,000.00	1,250,000.00	0.00	0.00	0.00	1,250,000.00	115,205.26	499,211.26	141,787.01	0.00	756,203.53	115,205.26	499,211.26	141,787.01	0.00	756,203.53	0.00	493,796.47	0.00	0.00
Repairs and Maintenance - Furniture and Fixtures	5021307000	0.00	111,799.52	111,799.52	0.00	111,799.52	0.00	0.00	111,799.52	0.00	111,799.52	0.00	0.00	111,799.52	0.00	111,799.52	0.00	0.00	111,799.52	0.00	0.00	0.00	0.00
Taxes, Insurance Premiums and Other Fees		1,200,000.00	0.00	1,200,000.00	1,200,000.00	0.00	0.00	0.00	1,200,000.00	577,670.32	73,251.75	75,988.26	0.00	726,910.33	577,670.32	73,251.75	75,988.26	0.00	726,910.33	0.00	473,089.67	0.00	0.00
Taxes, Duties and Licenses	5021501000	1,200,000.00	0.00	1,200,000.00	1,200,000.00	0.00	0.00	0.00	1,200,000.00	577,670.32	73,251.75	75,988.26	0.00	726,910.33	577,670.32	73,251.75	75,988.26	0.00	726,910.33	0.00	473,089.67	0.00	0.00
Taxes, Duties and Licenses	5021501001	0.00	116,080.03	116,080.03	0.00	116,080.03	0.00	0.00	116,080.03	51,341.77	0.00	64,738.26	0.00	116,080.03	51,341.77	0.00	64,738.26	0.00	116,080.03	0.00	0.00	0.00	0.00
Fidelity Bond Premiums	5021502000	300,000.00	0.00	300,000.00	300,000.00	0.00	0.00	0.00	300,000.00	28,500.00	72,753.75	11,250.00	0.00	112,503.75	28,500.00	72,753.75	11,250.00	0.00	112,503.75	0.00	187,496.25	0.00	0.00
Insurance Expenses	5021503000	900,000.00	(116,080.03)	783,919.97	900,000.00	(116,080.03)	0.00	0.00	783,919.97	497,828.55	498.00	0.00	0.00	498,326.55	497,828.55	498.00	0.00	498,326.55	0.00	285,593.42	0.00	0.00	
Other Maintenance and Operating Expenses		57,785,000.00	(726.83)	57,784,273.17	57,785,000.00	(726.83)	0.00	0.00	57,784,273.17	15,366,429.11	20,340,081.60	3,643,663.70	0.00	39,350,174.41	15,002,953.38	10,928,990.47	9,222,363.68	0.00	35,154,307.53	0.00	18,434,098.76	3,958,061.90	237,804.98
Advertising Expenses	5029901000	0.00	250,000.00	250,000.00	0.00	250,000.00	0.00	0.00	250,000.00	0.00	0.00	0.00	0.00	0.00	0.00	0.00	0.00	0.00	0.00	0.00	250,000.00	0.00	0.00
Printing and Publication Expenses	5029902000	735,000.00	176,571.34	911,571.34	735,000.00	176,571.34	0																

SUMMARY OF APPROPRIATIONS, ALLOTMENTS, OBLIGATIONS, DISBURSEMENTS AND BALANCES BY OBJECT OF EXPENDITURES


As at the Quarter Ending September 30, 2024


Department : National Economic and Development Authority (NEDA)
 Agency/Entity : Public-Private Partnership Center of the Philippines
 Operating Unit : < not applicable >
 Organization Code (UACS) : 24 005 0000000
 Fund Cluster : 01 - Regular Agency Fund

X	Current Year Appropriations
	Supplemental Appropriations
	Continuing Appropriations

(e.g. UACS Fund Cluster: 01-Regular Agency Fund, 02-Foreign Assisted Projects Fund, 03-Special Account-Locally Funded/Domestic Grants Fund, and 04-Special Account-Foreign Assisted/Foreign Grants Fund)

Particulars	UACS CODE	Appropriations			Allotments						Obligations				Disbursements					Balances					
		Authorized Appropriations	Adjustments (Transfer To/From, Modifications/Augmentations)	Adjusted Appropriations	Allotments Received	Adjustments (Reductions, Modifications/Augmentations)	Transfer To	Transfer From	Adjusted Allotments	1st Quarter Ending March 31	2nd Quarter Ending June 30	3rd Quarter Ending September 30	4th Quarter Ending December 31	Total	1st Quarter Ending March 31	2nd Quarter Ending June 30	3rd Quarter Ending September 30	4th Quarter Ending December 31	Total	Unreleased Appropriations	Unobligated Allotments	Unpaid Obligations (15-20)=(23+24)			
																						21=(5-10)	22=(10-15)	23	24
Salaries and Wages - Regular		0.00	4,343,000.00	4,343,000.00	0.00	4,343,000.00	0.00	0.00	4,343,000.00	0.00	0.00	0.00	0.00	0.00	0.00	0.00	0.00	0.00	0.00	0.00	0.00	0.00	4,343,000.00	0.00	0.00
Basic Salary - Civilian	5010101001	0.00	4,343,000.00	4,343,000.00	0.00	4,343,000.00	0.00	0.00	4,343,000.00	0.00	0.00	0.00	0.00	0.00	0.00	0.00	0.00	0.00	0.00	0.00	0.00	0.00	4,343,000.00	0.00	0.00
Other Compensation	5010200000	0.00	724,000.00	724,000.00	0.00	724,000.00	0.00	0.00	724,000.00	0.00	0.00	0.00	0.00	0.00	0.00	0.00	0.00	0.00	0.00	0.00	0.00	0.00	724,000.00	0.00	0.00
Mid-Year Bonus - Civilian		0.00	724,000.00	724,000.00	0.00	724,000.00	0.00	0.00	724,000.00	0.00	0.00	0.00	0.00	0.00	0.00	0.00	0.00	0.00	0.00	0.00	0.00	0.00	724,000.00	0.00	0.00
Bonus - Civilian	5010214001	0.00	362,000.00	362,000.00	0.00	362,000.00	0.00	0.00	362,000.00	0.00	0.00	0.00	0.00	0.00	0.00	0.00	0.00	0.00	0.00	0.00	0.00	0.00	362,000.00	0.00	0.00
Mid-Year Bonus - Civilian	5010216001	0.00	362,000.00	362,000.00	0.00	362,000.00	0.00	0.00	362,000.00	0.00	0.00	0.00	0.00	0.00	0.00	0.00	0.00	0.00	0.00	0.00	0.00	0.00	362,000.00	0.00	0.00
Personnel Benefit Contributions	5010300000	0.00	619,000.00	619,000.00	0.00	619,000.00	0.00	0.00	619,000.00	0.00	0.00	0.00	0.00	0.00	0.00	0.00	0.00	0.00	0.00	0.00	0.00	0.00	619,000.00	0.00	0.00
PhilHealth Contributions		0.00	619,000.00	619,000.00	0.00	619,000.00	0.00	0.00	619,000.00	0.00	0.00	0.00	0.00	0.00	0.00	0.00	0.00	0.00	0.00	0.00	0.00	0.00	619,000.00	0.00	0.00
PhilHealth - Civilian	5010303001	0.00	619,000.00	619,000.00	0.00	619,000.00	0.00	0.00	619,000.00	0.00	0.00	0.00	0.00	0.00	0.00	0.00	0.00	0.00	0.00	0.00	0.00	0.00	619,000.00	0.00	0.00
Other Personnel Benefits	5010400000	0.00	11,000.00	11,000.00	0.00	11,000.00	0.00	0.00	11,000.00	0.00	0.00	0.00	0.00	0.00	0.00	0.00	0.00	0.00	0.00	0.00	0.00	0.00	11,000.00	0.00	0.00
Other Personnel Benefits		0.00	11,000.00	11,000.00	0.00	11,000.00	0.00	0.00	11,000.00	0.00	0.00	0.00	0.00	0.00	0.00	0.00	0.00	0.00	0.00	0.00	0.00	0.00	11,000.00	0.00	0.00
Lump-sum for Step Increments - Length of Service	5010499010	0.00	11,000.00	11,000.00	0.00	11,000.00	0.00	0.00	11,000.00	0.00	0.00	0.00	0.00	0.00	0.00	0.00	0.00	0.00	0.00	0.00	0.00	0.00	11,000.00	0.00	0.00
GRAND TOTAL			219,170,000.00	12,803,699.00	231,973,699.00	219,691,000.00	12,282,699.00	0.00	0.00	231,973,699.00	50,255,084.11	78,521,367.80	48,515,550.67	0.00	177,292,002.58	47,670,948.46	59,604,261.79	55,619,111.55	0.00	162,894,321.80	0.00	54,681,696.42	10,822,433.87	3,575,246.91	

Prepared by:

 MARY ROAN S. SAN DIEGO
 Administrative Officer V (Budget Officer III)
 Date: October 14, 2024 03:44 PM

Certified Correct:

 JO ANN T. MENDOZA
 Chief Administrative Officer, Finance Division
 Date: October 14, 2024 03:44 PM

Recommending Approval By:

 CATALINA R. CARAAN
 Director IV, Administrative Service
 Date: October 15, 2024 04:23 PM

Approved By:

 ELIAZAR E. RICOTE
 Deputy Executive Director
 Date: October 15, 2024 04:24 PM

SUMMARY OF APPROPRIATIONS, ALLOTMENTS, OBLIGATIONS, DISBURSEMENTS AND BALANCES BY OBJECT OF EXPENDITURES


As at the Quarter Ending September 30, 2024


Department : National Economic and Development Authority (NEDA)
 Agency/Entity : Public-Private Partnership Center of the Philippines
 Operating Unit : < not applicable >
 Organization Code (UACS) : 24 005 0000000
 Fund Cluster : 01 - Regular Agency Fund

	Current Year Appropriations
	Supplemental Appropriations
X	Continuing Appropriations

(e.g. UACS Fund Cluster: 01-Regular Agency Fund, 02-Foreign Assisted Projects Fund, 03-Special Account-Locally Funded/Domestic Grants Fund, and 04-Special Account-Foreign Assisted/Foreign Grants Fund)

Particulars	UACS CODE	Appropriations			Allotments						Obligations					Disbursements				Balances					
		Authorized Appropriations	Adjustments (Transfer To/From, Modifications/ Augmentations)	Adjusted Appropriations	Allotments		Transfer To	Transfer From	Adjusted Allotments	1st Quarter Ending March 31	2nd Quarter Ending June 30	3rd Quarter Ending September 30	4th Quarter Ending December 31	Total	1st Quarter Ending March 31	2nd Quarter Ending June 30	3rd Quarter Ending September 30	4th Quarter Ending December 31	Total	Unused Funds		Unpaid Obligations (16-21)=(24+25)			
					SARO	Unobligated														Unreleased Appropriations	Unobligated Allotments	Due and Demandable	Not Yet Due and Demandable		
1	2	3	4	5=(3+4)	6	7	8	9	10	11=(6+7+(-8)-9+10)	12	13	14	15	16=(12+13+14+15)	17	18	19	20	21=(17+18+19+20)	22=(5-11)	23=(11-16)	24	25	
Confidential, Intelligence and Extraordinary		0.00	0.00	0.00	0.00	25,535.84	0.00	0.00	0.00	25,535.84	0.00	0.00	0.00	0.00	0.00	0.00	0.00	0.00	0.00	0.00	0.00	25,535.84	0.00	0.00	0.00
Extraordinary and Miscellaneous Expenses	5021003000	0.00	0.00	0.00	0.00	25,535.84	0.00	0.00	0.00	25,535.84	0.00	0.00	0.00	0.00	0.00	0.00	0.00	0.00	0.00	0.00	0.00	25,535.84	0.00	0.00	0.00
Professional Services		0.00	0.00	0.00	0.00	378,974.00	0.00	0.00	0.00	378,974.00	194,971.89	159,826.41	7,584.82	0.00	362,383.12	194,971.89	159,826.41	7,584.82	0.00	362,383.12	0.00	16,590.88	0.00	0.00	0.00
Legal Services	5021101000	0.00	0.00	0.00	0.00	2,800.00	0.00	0.00	0.00	2,800.00	0.00	0.00	0.00	0.00	0.00	0.00	0.00	0.00	0.00	0.00	0.00	2,800.00	0.00	0.00	0.00
Consultancy Services	5021103000	0.00	0.00	0.00	0.00	70,000.00	0.00	0.00	0.00	70,000.00	61,950.00	0.00	0.00	0.00	61,950.00	61,950.00	0.00	0.00	0.00	0.00	0.00	61,950.00	0.00	8,050.00	0.00
Other Professional Services	5021199000	0.00	0.00	0.00	0.00	306,174.00	0.00	0.00	0.00	306,174.00	133,021.89	159,826.41	7,584.82	0.00	300,433.12	133,021.89	159,826.41	7,584.82	0.00	300,433.12	0.00	5,740.88	0.00	0.00	0.00
General Services		0.00	0.00	0.00	0.00	0.00	0.00	0.00	0.00	0.00	0.00	0.00	0.00	0.00	0.00	0.00	0.00	0.00	0.00	0.00	0.00	0.00	0.00	0.00	0.00
Other General Services	5021299000	0.00	0.00	0.00	0.00	0.00	0.00	0.00	0.00	0.00	0.00	0.00	0.00	0.00	0.00	0.00	0.00	0.00	0.00	0.00	0.00	0.00	0.00	0.00	0.00
Other General Services - ICT Services	5021299001	0.00	0.00	0.00	0.00	0.00	0.00	0.00	0.00	0.00	0.00	0.00	0.00	0.00	0.00	0.00	0.00	0.00	0.00	0.00	0.00	0.00	0.00	0.00	0.00
Repairs and Maintenance		0.00	0.00	0.00	0.00	390,120.95	(1,539.00)	0.00	0.00	388,581.95	5,820.37	0.00	0.00	0.00	5,820.37	5,820.37	0.00	0.00	0.00	5,820.37	0.00	382,761.58	0.00	0.00	0.00
Repairs and Maintenance - Buildings and Other	5021304000	0.00	0.00	0.00	0.00	2,070.51	(1,539.00)	0.00	0.00	531.51	0.00	0.00	0.00	0.00	0.00	0.00	0.00	0.00	0.00	0.00	0.00	531.51	0.00	0.00	0.00
Buildings	5021304001	0.00	0.00	0.00	0.00	2,070.51	(1,539.00)	0.00	0.00	531.51	0.00	0.00	0.00	0.00	0.00	0.00	0.00	0.00	0.00	0.00	0.00	531.51	0.00	0.00	0.00
Repairs and Maintenance - Machinery and	5021305000	0.00	0.00	0.00	0.00	388,050.44	0.00	0.00	0.00	388,050.44	5,820.37	0.00	0.00	0.00	5,820.37	5,820.37	0.00	0.00	0.00	5,820.37	0.00	382,230.07	0.00	0.00	0.00
Office Equipment	5021305002	0.00	0.00	0.00	0.00	20,174.44	0.00	0.00	0.00	20,174.44	0.00	0.00	0.00	0.00	0.00	0.00	0.00	0.00	0.00	0.00	0.00	20,174.44	0.00	0.00	0.00
Information and Communication Technology	5021305003	0.00	0.00	0.00	0.00	367,876.00	0.00	0.00	0.00	367,876.00	5,820.37	0.00	0.00	0.00	5,820.37	5,820.37	0.00	0.00	0.00	5,820.37	0.00	362,055.63	0.00	0.00	0.00
Other Maintenance and Operating Expenses		0.00	0.00	0.00	0.00	1,419,269.57	0.00	0.00	0.00	1,419,269.57	996,878.00	19,543.82	95,573.00	0.00	1,111,994.82	996,878.00	19,543.82	95,573.00	0.00	1,111,994.82	0.00	307,274.75	0.00	0.00	0.00
Printing and Publication Expenses	5029902000	0.00	0.00	0.00	0.00	240,552.78	0.00	0.00	0.00	240,552.78	106,848.00	0.00	0.00	0.00	106,848.00	106,848.00	0.00	0.00	0.00	106,848.00	0.00	133,704.78	0.00	0.00	0.00
Representation Expenses	5029903000	0.00	0.00	0.00	0.00	183,545.79	0.00	0.00	0.00	183,545.79	2,030.00	19,543.82	95,573.00	0.00	117,146.82	2,030.00	19,543.82	95,573.00	0.00	117,146.82	0.00	66,398.97	0.00	0.00	0.00
Transportation and Delivery Expenses	5029904000	0.00	0.00	0.00	0.00	171.00	0.00	0.00	0.00	171.00	0.00	0.00	0.00	0.00	0.00	0.00	0.00	0.00	0.00	0.00	0.00	171.00	0.00	0.00	0.00
Subscription Expenses	5029907000	0.00	0.00	0.00	0.00	995,000.00	0.00	0.00	0.00	995,000.00	888,000.00	0.00	0.00	0.00	888,000.00	888,000.00	0.00	0.00	0.00	888,000.00	0.00	107,000.00	0.00	0.00	0.00
ICT Software Subscription	5029907001	0.00	0.00	0.00	0.00	995,000.00	0.00	0.00	0.00	995,000.00	888,000.00	0.00	0.00	0.00	888,000.00	888,000.00	0.00	0.00	0.00	888,000.00	0.00	107,000.00	0.00	0.00	0.00
GRAND TOTAL		0.00	0.00	0.00	0.00	2,716,665.21	52,406.55	0.00	0.00	2,769,071.76	1,496,443.45	206,522.73	192,786.33	0.00	1,895,752.51	1,496,443.45	206,522.73	181,509.33	0.00	1,894,475.51	0.00	820,912.70	11,277.00	0.00	0.00

Prepared by: 
 MARY ROAN S. SAN DIEGO
 Administrative Officer V (Budget Officer III)
 Date: October 14, 2024 03:44 PM

Certified Correct: 
 JO ANN T. MENDOZA
 Chief Administrative Officer, Finance Division
 Date: October 14, 2024 03:44 PM

Recommending Approval By: 
 CATALINA R. CARAAN
 Director IV, Administrative Service
 Date: October 15, 2024 04:23 PM

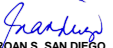
Approved By: 
 ELEAZAR E. RICOTE
 Deputy Executive Director
 Date: October 15, 2024 04:24 PM


List of Allotments and Sub-Allotments
As at the Quarter Ending September 30, 2024

Department : National Economic and Development Authority (NEDA)
 Agency/Entity : Public-Private Partnership Center of the Philippines
 Operating Unit : < not applicable >
 Organization Code (UACS) : 24 005 0000000
 Fund Cluster : 01 - Regular Agency Fund
 (e.g. UACS Fund Cluster: 01-Regular Agency Fund, 02-Foreign Assisted Projects Fund, 03-Special Account-Locally Funded/Domestic Grants Fund, and 04-Special Account-Foreign Assisted/Foreign Grants Fund)

X	Current Year Appropriations
	Supplemental Appropriations
	Continuing Appropriations


No.	Allotments/Sub-Allotments Reference		Funding Source		Allotments/Sub-Allotments received from CO/ROs/OUs					Sub-Allotments to ROs/OUs					Total Allotments/Net of Sub-allotments				
	Number	Date	Description	UACS CODE	PS	MOOE	FinEx	CO	Sub-Total	PS	MOOE	FinEx	CO	Total	PS	MOOE	FinEx	CO	Total
1	2	3	4	5	6	7	8	9	10=(6+7+8+9)	11	12	13	14	15=(11+12+13+14)	16=(6+11)	17=(7+12)	18=(8+13)	19=(9+14)	20=(16+17+18+19)
A. Allotments received from DBM																			
1	GAA Items released through GAA as Allotment Order per Annex A of NBC No. 592	2024-01-12	Specific Budgets of National Government Agencies	101101	103,878,000.00	89,911,000.00	0.00	15,709,000.00	209,498,000.00	0.00	0.00	0.00	0.00	0.00	103,878,000.00	89,911,000.00	0.00	15,709,000.00	209,498,000.00
2	Items For Release through GARO per Annex C of NBC No. 592	2024-01-12	Retirement and Life Insurance Premiums	104102	9,672,000.00	0.00	0.00	0.00	9,672,000.00	0.00	0.00	0.00	0.00	0.00	9,672,000.00	0.00	0.00	0.00	9,672,000.00
3	SARO-BMB-A-24-0004509	2024-06-19	Pension and Gratuity Fund	101407	2,145,273.00	0.00	0.00	0.00	2,145,273.00	0.00	0.00	0.00	0.00	0.00	2,145,273.00	0.00	0.00	0.00	2,145,273.00
4	SARO-BMB-A-24-0004902	2024-06-28	Miscellaneous Personnel Benefits Fund	101406	4,440,426.00	0.00	0.00	0.00	4,440,426.00	0.00	0.00	0.00	0.00	0.00	4,440,426.00	0.00	0.00	0.00	4,440,426.00
5	SARO-BMB-A-24-0012873	2024-09-10	For payment of Personnel Benefits	105462	5,697,000.00	0.00	0.00	0.00	5,697,000.00	0.00	0.00	0.00	0.00	0.00	5,697,000.00	0.00	0.00	0.00	5,697,000.00
6	SARO-BMB-A-24-0012959	2024-09-10	Retirement and Life Insurance Premiums	104102	521,000.00	0.00	0.00	0.00	521,000.00	0.00	0.00	0.00	0.00	0.00	521,000.00	0.00	0.00	0.00	521,000.00
	Sub-Total				126,353,699.00	89,911,000.00	0.00	15,709,000.00	231,973,699.00	0.00	0.00	0.00	0.00	0.00	126,353,699.00	89,911,000.00	0.00	15,709,000.00	231,973,699.00
Total Allotments										126,353,699.00	89,911,000.00	0.00	15,709,000.00	231,973,699.00	0.00	0.00	0.00	0.00	0.00
Summary by Funding Source Code:																			
	Specific Budgets of National Government Agencies			101101	103,878,000.00	89,911,000.00	0.00	15,709,000.00	209,498,000.00	0.00	0.00	0.00	0.00	0.00	103,878,000.00	89,911,000.00	0.00	15,709,000.00	209,498,000.00
	Miscellaneous Personnel Benefits Fund			101406	4,440,426.00	0.00	0.00	0.00	4,440,426.00	0.00	0.00	0.00	0.00	0.00	4,440,426.00	0.00	0.00	0.00	4,440,426.00
	Pension and Gratuity Fund			101407	2,145,273.00	0.00	0.00	0.00	2,145,273.00	0.00	0.00	0.00	0.00	0.00	2,145,273.00	0.00	0.00	0.00	2,145,273.00
	Retirement and Life Insurance Premiums			104102	10,193,000.00	0.00	0.00	0.00	10,193,000.00	0.00	0.00	0.00	0.00	0.00	10,193,000.00	0.00	0.00	0.00	10,193,000.00
	For payment of Personnel Benefits			105462	5,697,000.00	0.00	0.00	0.00	5,697,000.00	0.00	0.00	0.00	0.00	0.00	5,697,000.00	0.00	0.00	0.00	5,697,000.00

Prepared by:

 MARY ROAN S. SAN DIEGO
 Administrative Officer V (Budget Officer III)
 Date: October 14, 2024 03:44 PM

Certified Correct:

 JO ANN T. MENDOZA
 Chief Administrative Officer, Finance Division
 Date: October 14, 2024 03:44 PM

Recommending Approval By:

 CATALINA R. CARAAN
 Director IV, Administrative Service
 Date: October 15, 2024 04:23 PM

Approved By:

 ELIAZAR E. RICOTE
 Deputy Executive Director
 Date: October 15, 2024 04:24 PM


STATEMENT OF APPROVED BUDGET, UTILIZATIONS, DISBURSEMENTS AND BALANCES


(For Off-Budgetary Funds)

As at the Quarter Ending September 30, 2024


Department : National Economic and Development Authority (NEDA)
 Agency/Entity : Public-Private Partnership Center of the Philippines
 Operating Unit : < not applicable >
 Organization Code (UACS) : 24 005 0000000
 Fund Cluster : 06 - Business Related Funds
 (e.g. UACS Fund Cluster: 05-Internally Generated Funds and 06-Business Related Funds)

Particulars	UACS CODE	Approved Budget			Utilizations					Disbursements					Balances		
		Approved Budgeted Revenue	Adjustments (Reductions, Modifications/ Augmentations)	Adjusted Budgeted Revenue	1st Quarter Ending March 31	2nd Quarter Ending June 30	3rd Quarter Ending September 30	4th Quarter Ending December 31	Total	1st Quarter Ending March 31	2nd Quarter Ending June 30	3rd Quarter Ending September 30	4th Quarter Ending December 31	Total	Unutilized Budget	Unpaid Obligations (10-15)=(17+18)	
																Due and Demandable	Not Yet Due and Demandable
1	2	3	4	5=[(3+(-)4)]	6	7	8	9	10=(6+7+8+9)	11	12	13	14	15=(11+12+13+14)	16=(5-10)	17	18
Operations	3000000000000000	1,443,203,000.00	0.00	1,443,203,000.00	41,994,470.70	9,978,367.79	26,257,687.10	0.00	78,230,525.59	41,956,130.63	9,940,000.00	26,208,787.44	0.00	78,104,918.07	1,364,972,474.41	0.00	125,607.52
OO : Greater private sector participation thru Public-Private Partnership to accelerate provision of safe, efficient, reliable and sustainable infrastructure and development projects q	3100000000000000	1,443,203,000.00	0.00	1,443,203,000.00	41,994,470.70	9,978,367.79	26,257,687.10	0.00	78,230,525.59	41,956,130.63	9,940,000.00	26,208,787.44	0.00	78,104,918.07	1,364,972,474.41	0.00	125,607.52
PUBLIC-PRIVATE PARTNERSHIP MANAGEMENT PROGRAM	3101000000000000	1,443,203,000.00	0.00	1,443,203,000.00	41,994,470.70	9,978,367.79	26,257,687.10	0.00	78,230,525.59	41,956,130.63	9,940,000.00	26,208,787.44	0.00	78,104,918.07	1,364,972,474.41	0.00	125,607.52
Management and Administration of the Project Development and Monitoring Facility (PDMF) Funds	310100100002000	1,443,203,000.00	0.00	1,443,203,000.00	41,994,470.70	9,978,367.79	26,257,687.10	0.00	78,230,525.59	41,956,130.63	9,940,000.00	26,208,787.44	0.00	78,104,918.07	1,364,972,474.41	0.00	125,607.52
MOOE		1,443,203,000.00	0.00	1,443,203,000.00	41,994,470.70	9,978,367.79	26,257,687.10	0.00	78,230,525.59	41,956,130.63	9,940,000.00	26,208,787.44	0.00	78,104,918.07	1,364,972,474.41	0.00	125,607.52
Sub-Total, Operations		1,443,203,000.00	0.00	1,443,203,000.00	41,994,470.70	9,978,367.79	26,257,687.10	0.00	78,230,525.59	41,956,130.63	9,940,000.00	26,208,787.44	0.00	78,104,918.07	1,364,972,474.41	0.00	125,607.52
PS		0.00	0.00	0.00	0.00	0.00	0.00	0.00	0.00	0.00	0.00	0.00	0.00	0.00	0.00	0.00	0.00
MOOE		1,443,203,000.00	0.00	1,443,203,000.00	41,994,470.70	9,978,367.79	26,257,687.10	0.00	78,230,525.59	41,956,130.63	9,940,000.00	26,208,787.44	0.00	78,104,918.07	1,364,972,474.41	0.00	125,607.52
FinEx (if Applicable)		0.00	0.00	0.00	0.00	0.00	0.00	0.00	0.00	0.00	0.00	0.00	0.00	0.00	0.00	0.00	0.00
CO		0.00	0.00	0.00	0.00	0.00	0.00	0.00	0.00	0.00	0.00	0.00	0.00	0.00	0.00	0.00	0.00
GRAND TOTAL			0.00	1,443,203,000.00	41,994,470.70	9,978,367.79	26,257,687.10	0.00	78,230,525.59	41,956,130.63	9,940,000.00	26,208,787.44	0.00	78,104,918.07	1,364,972,474.41	0.00	125,607.52
PS		0.00	0.00	0.00	0.00	0.00	0.00	0.00	0.00	0.00	0.00	0.00	0.00	0.00	0.00	0.00	0.00
MOOE		1,443,203,000.00	0.00	1,443,203,000.00	41,994,470.70	9,978,367.79	26,257,687.10	0.00	78,230,525.59	41,956,130.63	9,940,000.00	26,208,787.44	0.00	78,104,918.07	1,364,972,474.41	0.00	125,607.52
FinEx (if Applicable)		0.00	0.00	0.00	0.00	0.00	0.00	0.00	0.00	0.00	0.00	0.00	0.00	0.00	0.00	0.00	0.00
CO		0.00	0.00	0.00	0.00	0.00	0.00	0.00	0.00	0.00	0.00	0.00	0.00	0.00	0.00	0.00	0.00

Prepared by: 
 MARY ROAN S. SAN DIEGO
 Administrative Officer V (Budget Officer III)
 Date: October 21, 2024 08:14 AM

Certified Correct: 
 JO ANN T. MENDOZA
 Chief Administrative Officer, Finance Division
 Date: October 28, 2024 09:06 AM

Recommending Approval By: 
 CATALINA R. CARAAN
 Director IV, Administrative Service
 Date: October 28, 2024 09:06 AM


Approved By: 
 ELEAZAR E. RICOTE
 Deputy Executive Director
 Date: October 28, 2024 09:06 am


This report was generated using the Unified Reporting System on October 28, 2024 1:09 PM; Status : SUBMITTED

SUMMARY OF APPROVED BUDGET, UTILIZATIONS, DISBURSEMENTS AND BALANCES BY OBJECT OF EXPENDITURES
(For Off-Budgetary Funds)
As at the Quarter Ending September 30, 2024

Department : National Economic and Development Authority (NEDA)
 Agency/Entity : Public-Private Partnership Center of the Philippines
 Operating Unit : < not applicable >
 Organization Code (UACS) : 24 005 0000000
 Fund Cluster : 06 - Business Related Funds
 (e.g. UACS Fund Cluster: 05-Internally Generated Funds and 06-Business Related Funds)

Particulars	UACS CODE	Approved Budget			Utilizations					Disbursements					Balances		
		Approved Budgeted Revenue	Adjustments (Reductions, Modifications/ Augmentations)	Adjusted Budgeted Revenue	1st Quarter Ending March 31	2nd Quarter Ending June 30	3rd Quarter Ending September 30	4th Quarter Ending December 31	Total	1st Quarter Ending March 31	2nd Quarter Ending June 30	3rd Quarter Ending September 30	4th Quarter Ending December 31	Total	Unutilized Budget	Unpaid Obligations (10-15)=(17+18)	
1	2	3	4	5=([3+(-)4])	6	7	8	9	10=(6+7+8+9)	11	12	13	14	15=(11+12+13+14)	16=(5-10)	17	18
SUMMARY																	
A. AGENCY SPECIFIC BUDGET																	
Maintenance and Other Operating Expenses		1,443,203,000.00	0.00	1,443,203,000.00	41,994,470.70	9,978,367.79	26,257,687.10	0.00	78,230,525.59	41,994,470.70	9,978,367.79	26,257,687.10	0.00	78,230,525.59	1,364,972,474.41	0.00	0.00
Professional Services	5021100000	1,443,203,000.00	0.00	1,443,203,000.00	41,956,130.63	9,940,000.00	26,208,787.44	0.00	78,104,918.07	41,956,130.63	9,940,000.00	26,208,787.44	0.00	78,104,918.07	1,365,098,081.93	0.00	0.00
Consultancy Services	5021103000	1,443,203,000.00	0.00	1,443,203,000.00	41,956,130.63	9,940,000.00	26,208,787.44	0.00	78,104,918.07	41,956,130.63	9,940,000.00	26,208,787.44	0.00	78,104,918.07	1,365,098,081.93	0.00	0.00
Consultancy Services	5021103002	1,443,203,000.00	0.00	1,443,203,000.00	41,956,130.63	9,940,000.00	26,208,787.44	0.00	78,104,918.07	41,956,130.63	9,940,000.00	26,208,787.44	0.00	78,104,918.07	1,365,098,081.93	0.00	0.00
Taxes, Insurance Premiums and Other Fees	5021500000	0.00	0.00	0.00	38,340.07	38,367.79	48,899.66	0.00	125,607.52	38,340.07	38,367.79	48,899.66	0.00	125,607.52	(125,607.52)	0.00	0.00
Taxes, Duties and Licenses	5021501000	0.00	0.00	0.00	38,340.07	38,367.79	48,899.66	0.00	125,607.52	38,340.07	38,367.79	48,899.66	0.00	125,607.52	(125,607.52)	0.00	0.00
Taxes, Duties and Licenses	5021501001	0.00	0.00	0.00	38,340.07	38,367.79	48,899.66	0.00	125,607.52	38,340.07	38,367.79	48,899.66	0.00	125,607.52	(125,607.52)	0.00	0.00
GRAND TOTAL		1,443,203,000.00	0.00	1,443,203,000.00	41,994,470.70	9,978,367.79	26,257,687.10	0.00	78,230,525.59	41,994,470.70	9,978,367.79	26,257,687.10	0.00	78,230,525.59	1,364,972,474.41	0.00	0.00

Prepared by:

MARY ROAN S. SAN DIEGO
 Administrative Officer V (Budget Officer III)
 Date: October 21, 2024 08:15 AM

Certified Correct:

JO ANN T. MENDOZA
 Chief Administrative Officer, Finance Division
 Date: October 21, 2024 08:15 AM

Recommending Approval By:

CATALINA R. CARAAN
 Director IV, Administrative Service
 Date: October 28, 2024 09:07 AM

Approved By:

ELEAZAR E. RICOTE
 Deputy Executive Director
 Date: October 28, 2024 09:07 AM

MONTHLY REPORT OF DISBURSEMENTS
For the month of July 2024

Department : National Economic and Development Authority (NEDA)
 Agency/Entity : Public-Private Partnership Center of the Philippines
 Operating Unit : < not applicable >
 Organization Code (UACS) : 24 005 000000
 Fund Cluster : 01 - Regular Agency Fund
 (e.g. UACS Fund Cluster: 01-Regular Agency Fund, 02-Foreign Assisted Projects Fund, 03-Special Account-Locally Funded/Domestic Grants Fund, etc.)


Particulars	Current Year Budget					Prior Year's Budget											SUB-TOTAL	Trust Liabilities				Grand Total					Remarks	
	PS	MOOE	FinEx	CO	TOTAL	Prior Year's Accounts Payable					Current Year's Accounts Payable					TOTAL		PS	MOOE	CO	TOTAL	PS	MOOE	FinEx	CO	TOTAL		
						PS	MOOE	FinEx	CO	Sub-Total	PS	MOOE	FinEx	CO	Sub-Total													
1	2	3	4	5	6=(2+3+4+5)	7	8	9	10	11=(7+8+9+10)	12	13	14	15	16=	17=(11+16)	18=(6+17)	19	20	21	22=(19+20+21)	23	24	25	26	27=(23+24+25+26)	28	
CASH DISBURSEMENTS	9,334,490.90	4,527,676.98	0.00	5,630,660.14	19,492,828.02	0.00	0.00	0.00	0.00	0.00	0.00	8,385.97	0.00	0.00	8,385.97	8,385.97	19,501,213.99	0.00	0.00	0.00	0.00	9,334,490.90	4,536,062.95	0.00	5,630,660.14	19,501,213.99		
Notice of Cash Allocation (NCA)	0.00	0.00	0.00	0.00	0.00	0.00	0.00	0.00	0.00	0.00	0.00	0.00	0.00	0.00	0.00	0.00	0.00	0.00	0.00	0.00	0.00	0.00	0.00	0.00	0.00	0.00	0.00	
MDS Checks Issued	0.00	0.00	0.00	0.00	0.00	0.00	0.00	0.00	0.00	0.00	0.00	0.00	0.00	0.00	0.00	0.00	0.00	0.00	0.00	0.00	0.00	0.00	0.00	0.00	0.00	0.00	0.00	
Advice to Debit Account	0.00	0.00	0.00	0.00	0.00	0.00	0.00	0.00	0.00	0.00	0.00	0.00	0.00	0.00	0.00	0.00	0.00	0.00	0.00	0.00	0.00	0.00	0.00	0.00	0.00	0.00	0.00	
Notice of Transfer Allocations (NTA)	9,334,490.90	4,527,676.98	0.00	5,630,660.14	19,492,828.02	0.00	0.00	0.00	0.00	0.00	0.00	8,385.97	0.00	0.00	8,385.97	8,385.97	19,501,213.99	0.00	0.00	0.00	0.00	9,334,490.90	4,536,062.95	0.00	5,630,660.14	19,501,213.99		
MDS Checks Issued	0.00	34,622.97	0.00	0.00	34,622.97	0.00	0.00	0.00	0.00	0.00	0.00	0.00	0.00	0.00	0.00	0.00	34,622.97	0.00	0.00	0.00	0.00	0.00	34,622.97	0.00	0.00	0.00	34,622.97	
Advice to Debit Account	9,334,490.90	4,493,054.01	0.00	5,630,660.14	19,458,205.05	0.00	0.00	0.00	0.00	0.00	0.00	8,385.97	0.00	0.00	8,385.97	8,385.97	19,466,591.02	0.00	0.00	0.00	0.00	9,334,490.90	4,501,439.98	0.00	5,630,660.14	19,466,591.02		
Working Fund for FAPs	0.00	0.00	0.00	0.00	0.00	0.00	0.00	0.00	0.00	0.00	0.00	0.00	0.00	0.00	0.00	0.00	0.00	0.00	0.00	0.00	0.00	0.00	0.00	0.00	0.00	0.00	0.00	
Cash Disbursement Ceiling (CDC)	0.00	0.00	0.00	0.00	0.00	0.00	0.00	0.00	0.00	0.00	0.00	0.00	0.00	0.00	0.00	0.00	0.00	0.00	0.00	0.00	0.00	0.00	0.00	0.00	0.00	0.00	0.00	
TOTAL CASH DISBURSEMENTS	9,334,490.90	4,527,676.98	0.00	5,630,660.14	19,492,828.02	0.00	0.00	0.00	0.00	0.00	0.00	8,385.97	0.00	0.00	8,385.97	8,385.97	19,501,213.99	0.00	0.00	0.00	0.00	9,334,490.90	4,536,062.95	0.00	5,630,660.14	19,501,213.99		
NON-CASH DISBURSEMENTS	1,544,999.10	102,553.36	373,680.12	0.00	2,021,232.58	0.00	0.00	0.00	0.00	0.00	0.00	1,253.07	0.00	0.00	1,253.07	1,253.07	2,022,485.65	0.00	0.00	0.00	0.00	1,544,999.10	103,806.43	373,680.12	0.00	2,022,485.65		
Tax Remittance Advices Issued (TRA)	1,544,999.10	102,553.36	373,680.12	0.00	2,021,232.58	0.00	0.00	0.00	0.00	0.00	0.00	1,253.07	0.00	0.00	1,253.07	1,253.07	2,022,485.65	0.00	0.00	0.00	0.00	1,544,999.10	103,806.43	373,680.12	0.00	2,022,485.65		
Non-Cash Availment Authority (NCAA)	0.00	0.00	0.00	0.00	0.00	0.00	0.00	0.00	0.00	0.00	0.00	0.00	0.00	0.00	0.00	0.00	0.00	0.00	0.00	0.00	0.00	0.00	0.00	0.00	0.00	0.00	0.00	
Disbursements effected through outright deductions from claims (please specify...)	0.00	0.00	0.00	0.00	0.00	0.00	0.00	0.00	0.00	0.00	0.00	0.00	0.00	0.00	0.00	0.00	0.00	0.00	0.00	0.00	0.00	0.00	0.00	0.00	0.00	0.00	0.00	
Overpayment of expenses(e.g. personnel benefits)	0.00	0.00	0.00	0.00	0.00	0.00	0.00	0.00	0.00	0.00	0.00	0.00	0.00	0.00	0.00	0.00	0.00	0.00	0.00	0.00	0.00	0.00	0.00	0.00	0.00	0.00	0.00	
Restitution for loss of government property	0.00	0.00	0.00	0.00	0.00	0.00	0.00	0.00	0.00	0.00	0.00	0.00	0.00	0.00	0.00	0.00	0.00	0.00	0.00	0.00	0.00	0.00	0.00	0.00	0.00	0.00	0.00	
Liquidated damages and similar claims	0.00	0.00	0.00	0.00	0.00	0.00	0.00	0.00	0.00	0.00	0.00	0.00	0.00	0.00	0.00	0.00	0.00	0.00	0.00	0.00	0.00	0.00	0.00	0.00	0.00	0.00	0.00	
Others(TEF, BTr, Documentary Stamp Tax, etc.)	0.00	0.00	0.00	0.00	0.00	0.00	0.00	0.00	0.00	0.00	0.00	0.00	0.00	0.00	0.00	0.00	0.00	0.00	0.00	0.00	0.00	0.00	0.00	0.00	0.00	0.00	0.00	
TOTAL NON-CASH DISBURSEMENTS	1,544,999.10	102,553.36	373,680.12	0.00	2,021,232.58	0.00	0.00	0.00	0.00	0.00	0.00	1,253.07	0.00	0.00	1,253.07	1,253.07	2,022,485.65	0.00	0.00	0.00	0.00	1,544,999.10	103,806.43	373,680.12	0.00	2,022,485.65		
GRAND TOTAL	10,879,490.00	4,630,230.34	373,680.12	5,630,660.14	21,514,060.60	0.00	0.00	0.00	0.00	0.00	0.00	9,639.04	0.00	0.00	9,639.04	9,639.04	21,523,699.64	0.00	0.00	0.00	0.00	10,879,490.00	4,639,869.38	373,680.12	5,630,660.14	21,523,699.64		

SUMMARY

Particulars	Previous Report	This Month	As at Date
(1)	(2)	(3)	(4)
Total Disbursement Authorities Received	112,416,205.92	21,523,911.65	133,940,117.57
NCA	103,908,171.00	19,501,426.00	123,409,597.00
NTA	0.00	0.00	0.00
Working Fund	0.00	0.00	0.00
TRA	8,508,034.92	2,022,485.65	10,530,520.57
CDC	0.00	0.00	0.00
NCAA	0.00	0.00	0.00
Less: Notice of Transfer of Allocations (NTA)* issued	0.00	0.00	0.00
Total Disbursement Authorities Available	112,416,205.92	21,523,911.65	133,940,117.57
Less:	0.00	0.00	0.00
Lapsed NCA	501.40	0.00	501.40
Disbursements	112,415,704.52	21,523,699.64	133,939,404.16
Less: Other Non-Cash Disbursements	0.00	0.00	0.00
Disbursements effected through outright deductions from claims	0.00	0.00	0.00
Overpayment of expenses(e.g. personnel benefits)	0.00	0.00	0.00
Restitution for loss of government property	0.00	0.00	0.00
Liquidated damages and similar claims	0.00	0.00	0.00
Others (e.g. TEF, BTr, Docs Stamp, etc.)	0.00	0.00	0.00
Add/Less: Adjustments (e.g. cancelled/staled checks)	0.00	0.00	0.00
Balance of Disbursement Authorities as at date	0.00	212.01	212.01
Total Disbursements Program	109,232,000.00	16,173,000.00	125,405,000.00
Less: *Actual Disbursements	112,415,704.52	21,523,699.64	133,939,404.16
(Over)/Under spending	(3,183,704.52)	(5,350,699.64)	(8,534,404.16)

Notes: * The use of NTA is discouraged
 Notes: ** Amounts should tally with the grand total disbursement (column 27).


Prepared by:


 JO ANN F. MENDOZA
 Chief Administrative Officer, Finance Division
 Date: October 14, 2024 03:44 PM

Recommending Approval By:


 CATALINA R. CARAAN
 Director IV, Administrative Service
 Date: October 15, 2024 04:23 PM

Approved By:


 ELIZABETH E. RICOTE
 Deputy Executive Director
 Date: October 15, 2024 04:24 PM

MONTHLY REPORT OF DISBURSEMENTS
For the month of August 2024


Department : National Economic and Development Authority (NEDA)
 Agency/Entity : Public-Private Partnership Center of the Philippines
 Operating Unit : < not applicable >
 Organization Code (UACS) : 24 005 000000
 Fund Cluster : 01 - Regular Agency Fund
 (e.g. UACS Fund Cluster: 01-Regular Agency Fund, 02-Foreign Assisted Projects Fund, 03-Special Account-Locally Funded/Domestic Grants Fund, etc.)

Particulars	Current Year Budget					Prior Year's Budget										Trust Liabilities					Grand Total					Remarks	
	PS	MOOE	FinEx	CO	TOTAL	Prior Year's Accounts Payable					Current Year's Accounts Payable					SUB-TOTAL	PS	MOOE	CO	TOTAL	PS	MOOE	FinEx	CO	TOTAL		
						PS	MOOE	FinEx	CO	Sub-Total	PS	MOOE	FinEx	CO	Sub-Total												
1	2	3	4	5	6=(2+3+4+5)	7	8	9	10	11=(7+8+9+10)	12	13	14	15	16=	17=(11+16)	18=(6+17)	19	20	21	22=(19+20+21)	23	24	25	26	27=(23+24+25+26)	28
CASH DISBURSEMENTS	5,980,850.06	7,506,637.56	0.00	0.00	13,487,487.62	0.00	0.00	0.00	0.00	0.00	0.00	18,696.58	0.00	0.00	18,696.58	18,696.58	13,506,184.20	0.00	0.00	0.00	0.00	5,980,850.06	7,525,334.14	0.00	0.00	13,506,184.20	
Notice of Cash Allocation (NCA)	5,980,850.06	7,506,637.56	0.00	0.00	13,487,487.62	0.00	0.00	0.00	0.00	0.00	0.00	18,696.58	0.00	0.00	18,696.58	18,696.58	13,506,184.20	0.00	0.00	0.00	0.00	5,980,850.06	7,525,334.14	0.00	0.00	13,506,184.20	
MDS Checks Issued	0.00	3,261,893.32	0.00	0.00	3,261,893.32	0.00	0.00	0.00	0.00	0.00	0.00	0.00	0.00	0.00	0.00	0.00	3,261,893.32	0.00	0.00	0.00	0.00	0.00	3,261,893.32	0.00	0.00	3,261,893.32	
Advice to Debit Account	5,980,850.06	4,244,744.24	0.00	0.00	10,225,594.30	0.00	0.00	0.00	0.00	0.00	0.00	18,696.58	0.00	0.00	18,696.58	18,696.58	10,244,290.88	0.00	0.00	0.00	0.00	5,980,850.06	4,263,440.82	0.00	0.00	10,244,290.88	
Notice of Transfer Allocations (NTA)	0.00	0.00	0.00	0.00	0.00	0.00	0.00	0.00	0.00	0.00	0.00	0.00	0.00	0.00	0.00	0.00	0.00	0.00	0.00	0.00	0.00	0.00	0.00	0.00	0.00	0.00	
MDS Checks Issued	0.00	0.00	0.00	0.00	0.00	0.00	0.00	0.00	0.00	0.00	0.00	0.00	0.00	0.00	0.00	0.00	0.00	0.00	0.00	0.00	0.00	0.00	0.00	0.00	0.00	0.00	
Advice to Debit Account	0.00	0.00	0.00	0.00	0.00	0.00	0.00	0.00	0.00	0.00	0.00	0.00	0.00	0.00	0.00	0.00	0.00	0.00	0.00	0.00	0.00	0.00	0.00	0.00	0.00	0.00	
Working Fund for FAPs	0.00	0.00	0.00	0.00	0.00	0.00	0.00	0.00	0.00	0.00	0.00	0.00	0.00	0.00	0.00	0.00	0.00	0.00	0.00	0.00	0.00	0.00	0.00	0.00	0.00	0.00	
Cash Disbursement Ceiling (CDC)	0.00	0.00	0.00	0.00	0.00	0.00	0.00	0.00	0.00	0.00	0.00	0.00	0.00	0.00	0.00	0.00	0.00	0.00	0.00	0.00	0.00	0.00	0.00	0.00	0.00	0.00	
TOTAL CASH DISBURSEMENTS	5,980,850.06	7,506,637.56	0.00	0.00	13,487,487.62	0.00	0.00	0.00	0.00	0.00	0.00	18,696.58	0.00	0.00	18,696.58	18,696.58	13,506,184.20	0.00	0.00	0.00	0.00	5,980,850.06	7,525,334.14	0.00	0.00	13,506,184.20	
NON-CASH DISBURSEMENTS	953,312.15	370,733.19	0.00	0.00	1,324,045.34	0.00	0.00	0.00	0.00	0.00	0.00	2,793.74	0.00	0.00	2,793.74	2,793.74	1,326,839.08	0.00	0.00	0.00	0.00	953,312.15	373,526.93	0.00	0.00	1,326,839.08	
Tax Remittance Advices Issued (TRA)	953,312.15	370,733.19	0.00	0.00	1,324,045.34	0.00	0.00	0.00	0.00	0.00	0.00	2,793.74	0.00	0.00	2,793.74	2,793.74	1,326,839.08	0.00	0.00	0.00	0.00	953,312.15	373,526.93	0.00	0.00	1,326,839.08	
Non-Cash Availment Authority (NCAA)	0.00	0.00	0.00	0.00	0.00	0.00	0.00	0.00	0.00	0.00	0.00	0.00	0.00	0.00	0.00	0.00	0.00	0.00	0.00	0.00	0.00	0.00	0.00	0.00	0.00	0.00	
Disbursements effected through outright deductions from claims (please specify...)	0.00	0.00	0.00	0.00	0.00	0.00	0.00	0.00	0.00	0.00	0.00	0.00	0.00	0.00	0.00	0.00	0.00	0.00	0.00	0.00	0.00	0.00	0.00	0.00	0.00	0.00	
Overpayment of expenses(e.g. personnel benefits)	0.00	0.00	0.00	0.00	0.00	0.00	0.00	0.00	0.00	0.00	0.00	0.00	0.00	0.00	0.00	0.00	0.00	0.00	0.00	0.00	0.00	0.00	0.00	0.00	0.00	0.00	
Restitution for loss of government property	0.00	0.00	0.00	0.00	0.00	0.00	0.00	0.00	0.00	0.00	0.00	0.00	0.00	0.00	0.00	0.00	0.00	0.00	0.00	0.00	0.00	0.00	0.00	0.00	0.00	0.00	
Liquidated damages and similar claims	0.00	0.00	0.00	0.00	0.00	0.00	0.00	0.00	0.00	0.00	0.00	0.00	0.00	0.00	0.00	0.00	0.00	0.00	0.00	0.00	0.00	0.00	0.00	0.00	0.00	0.00	
Others(TEF, BT-Documentary Stamp Tax, etc.)	0.00	0.00	0.00	0.00	0.00	0.00	0.00	0.00	0.00	0.00	0.00	0.00	0.00	0.00	0.00	0.00	0.00	0.00	0.00	0.00	0.00	0.00	0.00	0.00	0.00	0.00	
TOTAL NON-CASH DISBURSEMENTS	953,312.15	370,733.19	0.00	0.00	1,324,045.34	0.00	0.00	0.00	0.00	0.00	0.00	2,793.74	0.00	0.00	2,793.74	2,793.74	1,326,839.08	0.00	0.00	0.00	0.00	953,312.15	373,526.93	0.00	0.00	1,326,839.08	
GRAND TOTAL	6,934,162.21	7,877,370.75	0.00	0.00	14,811,532.96	0.00	0.00	0.00	0.00	0.00	0.00	21,490.32	0.00	0.00	21,490.32	21,490.32	14,833,023.28	0.00	0.00	0.00	0.00	6,934,162.21	7,898,861.07	0.00	0.00	14,833,023.28	

SUMMARY


Particulars	Previous Report	This Month	As at Date
(1)	(2)	(3)	(4)
Total Disbursement Authorities Received	133,940,117.57	14,833,839.08	148,773,956.65
NCA	123,409,597.00	13,507,000.00	136,916,597.00
NTA	0.00	0.00	0.00
Working Fund	0.00	0.00	0.00
TRA	10,530,520.57	1,326,839.08	11,857,359.65
CDC	0.00	0.00	0.00
NCAA	0.00	0.00	0.00
Less: Notice of Transfer of Allocations (NTA)* issued	0.00	0.00	0.00
Total Disbursement Authorities Available	133,940,117.57	14,833,839.08	148,773,956.65
Less:	0.00	0.00	0.00
Lapsed NCA	501.40	0.00	501.40
Disbursements	133,939,404.16	14,833,023.28	148,772,427.44
Less: Other Non-Cash Disbursements	0.00	0.00	0.00
Disbursements effected through outright deductions from claims	0.00	0.00	0.00
Overpayment of expenses(e.g. personnel benefits)	0.00	0.00	0.00
Restitution for loss of government property	0.00	0.00	0.00
Liquidated damages and similar claims	0.00	0.00	0.00
Others (e.g. TEF, BT, Docs Stamp, etc.)	0.00	0.00	0.00
Add/Less: Adjustments (e.g. cancelled/staled checks)	0.00	0.00	0.00
Balance of Disbursement Authorities as at date	212.01	815.80	1,027.81
Total Disbursements Program	125,405,000.00	14,536,000.00	139,941,000.00
Less: *Actual Disbursements	133,939,404.16	14,833,023.28	148,772,427.44
(Over)/Under spending	(8,534,404.16)	(297,023.28)	(8,831,427.44)

Notes: * The use of NTA is discouraged
 Notes: ** Amounts should tally with the grand total disbursement (column 27).

Prepared by:

 JO ANN T. MENDOZA
 Chief Administrative Officer, Finance Division
 Date: October 14, 2024 03:44 PM

Recommending Approval By:

 CATALINA R. CARAAN
 Director IV, Administrative Service
 Date: October 15, 2024 04:23 PM

Approved By:

 ELIZABETH E. RICOTE
 Deputy Executive Director
 Date: October 15, 2024 04:24 PM

MONTHLY REPORT OF DISBURSEMENTS
For the month of September 2024


Department : National Economic and Development Authority (NEDA)
 Agency/Entity : Public-Private Partnership Center of the Philippines
 Operating Unit : < not applicable >
 Organization Code (UACS) : 24 005 000000
 Fund Cluster : 01 - Regular Agency Fund
 (e.g. UACS Fund Cluster: 01-Regular Agency Fund, 02-Foreign Assisted Projects Fund, 03-Special Account-Locally Funded/Domestic Grants Fund, etc.)

Particulars	Current Year Budget					Prior Year's Budget											Trust Liabilities				Grand Total					Remarks				
	PS	MOOE	FinEx	CO	TOTAL	Prior Year's Accounts Payable					Current Year's Accounts Payable						SUB-TOTAL	PS	MOOE	CO	TOTAL	PS	MOOE	FinEx	CO		TOTAL			
						PS	MOOE	FinEx	CO	Sub-Total	PS	MOOE	FinEx	CO	Sub-Total	PS												MOOE	CO	TOTAL
1	2	3	4	5	6=(2+3+4+5)	7	8	9	10	11=(7+8+9+10)	12	13	14	15	16=	17=(11+16)	18=(6+17)	19	20	21	22=(19+20+21)	23	24	25	26	27=(23+24+25+26)	28			
CASH DISBURSEMENTS	9,921,814.79	11,455,636.79	0.00	927,457.02	22,304,908.60	0.00	0.00	0.00	0.00	0.00	0.00	27,494.98	0.00	0.00	27,494.98	27,494.98	22,332,403.58	0.00	0.00	0.00	0.00	9,921,814.79	11,483,131.77	0.00	927,457.02	22,332,403.58				
Notice of Cash Allocation (NCA)	9,921,814.79	11,455,636.79	0.00	927,457.02	22,304,908.60	0.00	0.00	0.00	0.00	0.00	0.00	27,494.98	0.00	0.00	27,494.98	27,494.98	22,332,403.58	0.00	0.00	0.00	0.00	9,921,814.79	11,483,131.77	0.00	927,457.02	22,332,403.58				
MDS Checks Issued	0.00	3,468,418.43	0.00	0.00	3,468,418.43	0.00	0.00	0.00	0.00	0.00	0.00	0.00	0.00	0.00	0.00	0.00	3,468,418.43	0.00	0.00	0.00	0.00	0.00	3,468,418.43	0.00	0.00	3,468,418.43				
Advice to Debit Account	9,921,814.79	7,987,218.36	0.00	927,457.02	18,836,490.17	0.00	0.00	0.00	0.00	0.00	0.00	27,494.98	0.00	0.00	27,494.98	27,494.98	18,863,985.15	0.00	0.00	0.00	0.00	9,921,814.79	8,014,713.34	0.00	927,457.02	18,863,985.15				
Notice of Transfer Allocations (NTA)	0.00	0.00	0.00	0.00	0.00	0.00	0.00	0.00	0.00	0.00	0.00	0.00	0.00	0.00	0.00	0.00	0.00	0.00	0.00	0.00	0.00	0.00	0.00	0.00	0.00	0.00	0.00			
MDS Checks Issued	0.00	0.00	0.00	0.00	0.00	0.00	0.00	0.00	0.00	0.00	0.00	0.00	0.00	0.00	0.00	0.00	0.00	0.00	0.00	0.00	0.00	0.00	0.00	0.00	0.00	0.00	0.00	0.00		
Advice to Debit Account	0.00	0.00	0.00	0.00	0.00	0.00	0.00	0.00	0.00	0.00	0.00	0.00	0.00	0.00	0.00	0.00	0.00	0.00	0.00	0.00	0.00	0.00	0.00	0.00	0.00	0.00	0.00	0.00		
Working Fund for FAPs	0.00	0.00	0.00	0.00	0.00	0.00	0.00	0.00	0.00	0.00	0.00	0.00	0.00	0.00	0.00	0.00	0.00	0.00	0.00	0.00	0.00	0.00	0.00	0.00	0.00	0.00	0.00	0.00	0.00	
Cash Disbursement Ceiling (CDC)	0.00	0.00	0.00	0.00	0.00	0.00	0.00	0.00	0.00	0.00	0.00	0.00	0.00	0.00	0.00	0.00	0.00	0.00	0.00	0.00	0.00	0.00	0.00	0.00	0.00	0.00	0.00	0.00	0.00	
TOTAL CASH DISBURSEMENTS	9,921,814.79	11,455,636.79	0.00	927,457.02	22,304,908.60	0.00	0.00	0.00	0.00	0.00	0.00	27,494.98	0.00	0.00	27,494.98	27,494.98	22,332,403.58	0.00	0.00	0.00	0.00	9,921,814.79	11,483,131.77	0.00	927,457.02	22,332,403.58				
NON-CASH DISBURSEMENTS	1,477,374.82	560,858.49	0.00	61,830.47	2,100,063.78	0.00	0.00	0.00	0.00	0.00	0.00	4,108.44	0.00	0.00	4,108.44	4,108.44	2,104,172.22	0.00	0.00	0.00	0.00	1,477,374.82	564,966.93	0.00	61,830.47	2,104,172.22				
Tax Remittance Advices Issued (TRA)	1,477,374.82	560,858.49	0.00	61,830.47	2,100,063.78	0.00	0.00	0.00	0.00	0.00	0.00	4,108.44	0.00	0.00	4,108.44	4,108.44	2,104,172.22	0.00	0.00	0.00	0.00	1,477,374.82	564,966.93	0.00	61,830.47	2,104,172.22				
Non-Cash Availment Authority (NCAA)	0.00	0.00	0.00	0.00	0.00	0.00	0.00	0.00	0.00	0.00	0.00	0.00	0.00	0.00	0.00	0.00	0.00	0.00	0.00	0.00	0.00	0.00	0.00	0.00	0.00	0.00	0.00	0.00		
Disbursements effected through outright deductions from claims (please specify...)	0.00	0.00	0.00	0.00	0.00	0.00	0.00	0.00	0.00	0.00	0.00	0.00	0.00	0.00	0.00	0.00	0.00	0.00	0.00	0.00	0.00	0.00	0.00	0.00	0.00	0.00	0.00	0.00	0.00	
Overpayment of expenses(e.g. personnel benefits)	0.00	0.00	0.00	0.00	0.00	0.00	0.00	0.00	0.00	0.00	0.00	0.00	0.00	0.00	0.00	0.00	0.00	0.00	0.00	0.00	0.00	0.00	0.00	0.00	0.00	0.00	0.00	0.00	0.00	
Restitution for loss of government property	0.00	0.00	0.00	0.00	0.00	0.00	0.00	0.00	0.00	0.00	0.00	0.00	0.00	0.00	0.00	0.00	0.00	0.00	0.00	0.00	0.00	0.00	0.00	0.00	0.00	0.00	0.00	0.00	0.00	
Liquidated damages and similar claims	0.00	0.00	0.00	0.00	0.00	0.00	0.00	0.00	0.00	0.00	0.00	0.00	0.00	0.00	0.00	0.00	0.00	0.00	0.00	0.00	0.00	0.00	0.00	0.00	0.00	0.00	0.00	0.00	0.00	
Others(TEF, BTr-Documentary Stamp Tax, etc.)	0.00	0.00	0.00	0.00	0.00	0.00	0.00	0.00	0.00	0.00	0.00	0.00	0.00	0.00	0.00	0.00	0.00	0.00	0.00	0.00	0.00	0.00	0.00	0.00	0.00	0.00	0.00	0.00	0.00	
TOTAL NON-CASH DISBURSEMENTS	1,477,374.82	560,858.49	0.00	61,830.47	2,100,063.78	0.00	0.00	0.00	0.00	0.00	0.00	4,108.44	0.00	0.00	4,108.44	4,108.44	2,104,172.22	0.00	0.00	0.00	0.00	1,477,374.82	564,966.93	0.00	61,830.47	2,104,172.22				
GRAND TOTAL	11,399,189.61	12,016,495.28	0.00	989,287.49	24,404,972.38	0.00	0.00	0.00	0.00	0.00	0.00	31,603.42	0.00	0.00	31,603.42	31,603.42	24,436,575.80	0.00	0.00	0.00	0.00	11,399,189.61	12,048,098.70	0.00	989,287.49	24,436,575.80				

SUMMARY

Particulars	Previous Report (2)	This Month (3)	As at Date (4)
Total Disbursement Authorities Received	148,773,956.65	24,436,172.22	173,210,128.87
NCA	136,916,597.00	22,332,000.00	159,248,597.00
NTA	0.00	0.00	0.00
Working Fund	0.00	0.00	0.00
TRA	11,857,359.65	2,104,172.22	13,961,531.87
CDC	0.00	0.00	0.00
NCAA	0.00	0.00	0.00
Less: Notice of Transfer of Allocations (NTA)* issued	0.00	0.00	0.00
Total Disbursement Authorities Available	148,773,956.65	24,436,172.22	173,210,128.87
Less:	0.00	0.00	0.00
Lapsed NCA	501.40	624.23	1,125.63
Disbursements	148,772,427.44	24,436,575.80	173,209,003.24
Less: Other Non-Cash Disbursements	0.00	0.00	0.00
Disbursements effected through outright deductions from claims	0.00	0.00	0.00
Overpayment of expenses(e.g. personnel benefits)	0.00	0.00	0.00
Restitution for loss of government property	0.00	0.00	0.00
Liquidated damages and similar claims	0.00	0.00	0.00
Others (e.g. TEF, BTr, Docs Stamp, etc.)	0.00	0.00	0.00
Add/Less: Adjustments (e.g. cancelled/staled checks)	0.00	0.00	0.00
Balance of Disbursement Authorities as at date	1,027.81	(1,027.81)	0.00
Total Disbursements Program	139,941,000.00	19,382,000.00	159,323,000.00
Less: *Actual Disbursements	148,772,427.44	24,436,575.80	173,209,003.24
(Over)/Under spending	(8,831,427.44)	(5,054,575.80)	(13,886,003.24)

Notes: * The use of NTA is discouraged
 Notes: ** Amounts should tally with the grand total disbursement (column 27).

Prepared by:

 JO JANY MENDOZA
 Chief Administrative Officer, Finance Division
 Date: October 14, 2024 03:44 PM

Recommending Approval By:

 CATALINA R. CARAAN
 Director IV, Administrative Service
 Date: October 15, 2024 04:23 PM

Approved By:

 ELEXEAR E. RICOTE
 Deputy Executive Director
 Date: October 15, 2024 04:24 PM


QUARTERLY REPORT OF REVENUE AND OTHER RECEIPTS

As at the Quarter Ending September 30, 2024


Department : National Economic and Development Authority (NEDA)
 Agency/Entity : Public-Private Partnership Center of the Philippines
 Operating Unit : < not applicable >
 Organization Code (UACS) : 24 005 0000000
 Fund Cluster : 01 - Regular Agency Fund

Classification/Sources of Revenue and Other Receipts	UACS CODE	REVENUE TARGET (Annual) per BESF	Actual Revenue and Other Receipts Collections					Cumulative Remittance/Deposits to Date			Variance		Remarks
			1st Quarter Ending March 31	2nd Quarter Ending June 30	3rd Quarter Ending September 30	4th Quarter Ending December 31	Total	Remittance to BTr	Deposited with AGDB	Total	Amount	%	
1	2	3	4	5	6	7	8=(4+5+6+7)	9	10	11=(9+10)	12=(8-3)	13=(12/3)	14
Regular Agency Fund		0.00	4,708.28	7,851.86	4,090.53	0.00	16,650.67	0.00	0.00	0.00	16,650.67	0 %	
Non-Revenue Collections/Other Receipts		0.00	4,708.28	7,851.86	4,090.53	0.00	16,650.67	0.00	0.00	0.00	16,650.67	0 %	
Cash Receipts		0.00	0.00	5,992.98	2,000.00	0.00	7,992.98	0.00	0.00	0.00	7,992.98	0 %	
Non-Tax		0.00	0.00	5,992.98	2,000.00	0.00	7,992.98	0.00	0.00	0.00	7,992.98	0 %	
Other Business Income	4020299099	0.00	0.00	5,000.00	0.00	0.00	5,000.00	0.00	0.00	0.00	5,000.00	0 %	
Miscellaneous Income	4060999000	0.00	0.00	992.98	2,000.00	0.00	2,992.98	0.00	0.00	0.00	2,992.98	0 %	
Non-Cash Receipts		0.00	4,708.28	1,858.88	2,090.53	0.00	8,657.69	0.00	0.00	0.00	8,657.69	0 %	
Non-Tax		0.00	4,708.28	1,858.88	2,090.53	0.00	8,657.69	0.00	0.00	0.00	8,657.69	0 %	
Miscellaneous Income	4060999000	0.00	4,708.28	1,858.88	2,090.53	0.00	8,657.69	0.00	0.00	0.00	8,657.69	0 %	
GRAND TOTAL		0.00	4,708.28	7,851.86	4,090.53	0.00	16,650.67	0.00	0.00	0.00	16,650.67	0 %	


Prepared by:


 JO ANN T. MENDOZA
 Chief Administrative Officer, Finance Division
 Date: October 21, 2024 08:17 AM

Recommending Approval By:


 CATALINA R. CARAAN
 Director IV, Administrative Service
 Date: October 28, 2024 09:09 AM


Approved By:



 ELEAZAR E. RICOTE
 Deputy Executive Director
 Date: October 28, 2024 09:09 AM


QUARTERLY REPORT OF REVENUE AND OTHER RECEIPTS
As at the Quarter Ending June 30, 2024

Department : National Economic and Development Authority (NEDA)
 Agency/Entity : Public-Private Partnership Center of the Philippines
 Operating Unit : < not applicable >
 Organization Code (UACS) : 24 005 0000000
 Fund Cluster : 06 - Business Related Funds

Classification/Sources of Revenue and Other Receipts	UACS CODE	REVENUE TARGET (Annual) per BESF	Actual Revenue and Other Receipts Collections					Cumulative Remittance/Deposits to Date			Variance		Remarks
			1st Quarter Ending March 31	2nd Quarter Ending June 30	3rd Quarter Ending September 30	4th Quarter Ending December 31	Total	Remittance to BTr	Deposited with AGDB	Total	Amount	%	
1	2	3	4	5	6	7	8=(4+5+6+7)	9	10	11=(9+10)	12=(8-3)	13=(12/3)	14
Business Related Funds		527,067,000.00	191,700.37	191,838.97	0.00	0.00	383,539.34	383,539.34	0.00	383,539.34	(526,683,460.66)	-100 %	
Non-Revenue Collections/Other Receipts		527,067,000.00	191,700.37	191,838.97	0.00	0.00	383,539.34	383,539.34	0.00	383,539.34	(526,683,460.66)	-100 %	
Cash Receipts		527,067,000.00	191,700.37	191,838.97	0.00	0.00	383,539.34	383,539.34	0.00	383,539.34	(526,683,460.66)	-100 %	
Non-Tax		527,067,000.00	191,700.37	191,838.97	0.00	0.00	383,539.34	383,539.34	0.00	383,539.34	(526,683,460.66)	-100 %	
Other Service Income	4020199099	527,067,000.00	0.00	0.00	0.00	0.00	0.00	0.00	0.00	0.00	(527,067,000.00)	-100 %	
Interest on NG Deposits	4020221001	0.00	191,700.37	191,838.97	0.00	0.00	383,539.34	383,539.34	0.00	383,539.34	383,539.34	0 %	
GRAND TOTAL		527,067,000.00	191,700.37	191,838.97	0.00	0.00	383,539.34	383,539.34	0.00	383,539.34	(526,683,460.66)	-100 %	

Prepared by:  10/28/2024, 2:39 pm
 JO ANN M. MENDOZA
 OIC - Chief (Accountant IV), Finance
 Date July 15, 2024 08:48 AM

Recommending Approval By: 
 CATALINA R. CARAAN
 Director IV, Administrative Service
 Date: July 26, 2024 04:33 PM

Approved By: 
 ELEAZAR E. RICOTE
 Deputy Executive Director
 Date July 26, 2024 04:33 PM

This report was generated using the Unified Reporting System on July 29, 2024 9:40 AM; Status : SUBMITTED