

**STATEMENT OF APPROPRIATIONS, ALLOTMENTS, OBLIGATIONS, DISBURSEMENTS AND BALANCES**  
**As at the Quarter Ending June 30, 2024**

Department : National Economic and Development Authority (NEDA)  
 Agency/Entity : Public-Private Partnership Center of the Philippines  
 Operating Unit : < not applicable >  
 Organization Code (UACS) : 24 005 0000000  
 Fund Cluster : 01 - Regular Agency Fund  
 (e.g. UACS Fund Cluster: 01-Regular Agency Fund, 02-Foreign Assisted Projects Fund, 03-Special Account-Locally Funded/Domestic Grants Fund, and 04-Special Account-Foreign Assisted/Foreign Grants Fund)

X	Current Year Appropriations
	Supplemental Appropriations
	Continuing Appropriations

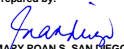
Particulars	UACS CODE	Appropriations				Allotments					Current Year Obligations					Current Year Disbursements				Balances				
		Authorized Appropriations	Adjustments (Transfer To/From, Modifications/Auumentations)	Adjusted Appropriations	Allotments Received	Adjustments (Reductions, Modifications/Augmentations)	Transfer To	Transfer From	Adjusted Allotments	1st Quarter Ending March 31	2nd Quarter Ending June 30	3rd Quarter Ending September 30	4th Quarter Ending December 31	Total	1st Quarter Ending March 31	2nd Quarter Ending June 30	3rd Quarter Ending September 30	4th Quarter Ending December 31	Total	Unreleased Appropriations	Unobligated Allotments	Unpaid Obligations (15-20)=(23+24)		
																						10=((6+)-(7)-8+9)	11	12
1	2	3	4	5=(3+4)	6	7	8	9	10	11	12	13	14	15	16	17	18	19	20	21	22	23	24	
<b>I. Agency Specific Budget</b>		<b>209,498,000.00</b>	<b>0.00</b>	<b>209,498,000.00</b>	<b>209,498,000.00</b>	<b>0.00</b>	<b>0.00</b>	<b>0.00</b>	<b>0.00</b>	<b>209,498,000.00</b>	<b>48,251,069.89</b>	<b>74,086,285.66</b>	<b>0.00</b>	<b>0.00</b>	<b>122,337,355.55</b>	<b>45,666,934.24</b>	<b>52,261,139.60</b>	<b>0.00</b>	<b>0.00</b>	<b>97,928,073.84</b>	<b>0.00</b>	<b>87,160,644.45</b>	<b>9,910,607.33</b>	<b>14,498,674.38</b>
General Administration and Support	1000000000000000	110,147,000.00	0.00	110,147,000.00	110,147,000.00	0.00	0.00	0.00	0.00	110,147,000.00	27,730,955.66	39,270,101.95	0.00	0.00	67,001,057.61	25,146,820.01	23,860,169.28	0.00	0.00	49,006,989.29	0.00	43,145,942.39	3,947,183.94	14,046,884.38
General management and supervision	100000100001000	110,147,000.00	0.00	110,147,000.00	110,147,000.00	0.00	0.00	0.00	0.00	110,147,000.00	27,730,955.66	39,270,101.95	0.00	0.00	67,001,057.61	25,146,820.01	23,860,169.28	0.00	0.00	49,006,989.29	0.00	43,145,942.39	3,947,183.94	14,046,884.38
PS		30,847,000.00	0.00	30,847,000.00	30,847,000.00	0.00	0.00	0.00	0.00	30,847,000.00	6,884,382.96	9,196,883.24	0.00	0.00	16,081,266.20	6,884,382.96	9,196,883.24	0.00	0.00	16,081,266.20	0.00	14,765,733.80	0.00	0.00
MOOE		79,300,000.00	0.00	79,300,000.00	79,300,000.00	0.00	0.00	0.00	0.00	79,300,000.00	20,846,572.70	30,073,218.71	0.00	0.00	50,919,791.41	18,262,437.05	14,663,286.04	0.00	0.00	32,925,723.09	0.00	28,380,208.59	3,947,183.94	14,046,884.38
Sub-Total, General Administration and Support		110,147,000.00	0.00	110,147,000.00	110,147,000.00	0.00	0.00	0.00	0.00	110,147,000.00	27,730,955.66	39,270,101.95	0.00	0.00	67,001,057.61	25,146,820.01	23,860,169.28	0.00	0.00	49,006,989.29	0.00	43,145,942.39	3,947,183.94	14,046,884.38
PS		30,847,000.00	0.00	30,847,000.00	30,847,000.00	0.00	0.00	0.00	0.00	30,847,000.00	6,884,382.96	9,196,883.24	0.00	0.00	16,081,266.20	6,884,382.96	9,196,883.24	0.00	0.00	16,081,266.20	0.00	14,765,733.80	0.00	0.00
MOOE		79,300,000.00	0.00	79,300,000.00	79,300,000.00	0.00	0.00	0.00	0.00	79,300,000.00	20,846,572.70	30,073,218.71	0.00	0.00	50,919,791.41	18,262,437.05	14,663,286.04	0.00	0.00	32,925,723.09	0.00	28,380,208.59	3,947,183.94	14,046,884.38
FinEx (if Applicable)		0.00	0.00	0.00	0.00	0.00	0.00	0.00	0.00	0.00	0.00	0.00	0.00	0.00	0.00	0.00	0.00	0.00	0.00	0.00	0.00	0.00	0.00	0.00
CO		0.00	0.00	0.00	0.00	0.00	0.00	0.00	0.00	0.00	0.00	0.00	0.00	0.00	0.00	0.00	0.00	0.00	0.00	0.00	0.00	0.00	0.00	0.00
Operations	3000000000000000	99,351,000.00	0.00	99,351,000.00	99,351,000.00	0.00	0.00	0.00	0.00	99,351,000.00	20,520,114.23	34,816,183.71	0.00	0.00	55,336,297.94	20,520,114.23	28,400,970.32	0.00	0.00	48,921,084.55	0.00	44,014,702.06	5,963,423.39	451,790.00
OO : Greater private sector participation thru Public-Private Partnership to accelerate provision of safe, efficient, reliable and sustainable infrastructure and development projects		99,351,000.00	0.00	99,351,000.00	99,351,000.00	0.00	0.00	0.00	0.00	99,351,000.00	20,520,114.23	34,816,183.71	0.00	0.00	55,336,297.94	20,520,114.23	28,400,970.32	0.00	0.00	48,921,084.55	0.00	44,014,702.06	5,963,423.39	451,790.00
PUBLIC-PRIVATE PARTNERSHIP MANAGEMENT PROGRAM		99,351,000.00	0.00	99,351,000.00	99,351,000.00	0.00	0.00	0.00	0.00	99,351,000.00	20,520,114.23	34,816,183.71	0.00	0.00	55,336,297.94	20,520,114.23	28,400,970.32	0.00	0.00	48,921,084.55	0.00	44,014,702.06	5,963,423.39	451,790.00
Project Development and Advisory Assistance	310100100001000	13,575,000.00	0.00	13,575,000.00	13,575,000.00	0.00	0.00	0.00	0.00	13,575,000.00	5,126,481.11	6,773,495.95	0.00	0.00	11,899,977.06	5,126,481.11	6,773,495.95	0.00	0.00	11,899,977.06	0.00	1,675,022.94	0.00	0.00
PS		12,917,000.00	0.00	12,917,000.00	12,917,000.00	0.00	0.00	0.00	0.00	12,917,000.00	4,947,637.20	6,556,472.13	0.00	0.00	11,504,109.33	4,947,637.20	6,556,472.13	0.00	0.00	11,504,109.33	0.00	1,412,890.67	0.00	0.00
MOOE		658,000.00	0.00	658,000.00	658,000.00	0.00	0.00	0.00	0.00	658,000.00	178,843.91	217,023.82	0.00	0.00	395,867.73	178,843.91	217,023.82	0.00	0.00	395,867.73	0.00	262,132.27	0.00	0.00
Management and Administration of the Project Development and Monitoring Facility (PDMF) Funds	310100100002000	11,491,000.00	0.00	11,491,000.00	11,491,000.00	0.00	0.00	0.00	0.00	11,491,000.00	2,744,608.57	3,187,653.49	0.00	0.00	5,932,262.06	2,744,608.57	3,173,261.62	0.00	0.00	5,917,870.19	0.00	5,558,737.94	14,391.87	0.00
PS		11,104,000.00	0.00	11,104,000.00	11,104,000.00	0.00	0.00	0.00	0.00	11,104,000.00	2,694,543.57	3,044,615.24	0.00	0.00	5,739,158.81	2,694,543.57	3,030,223.37	0.00	0.00	5,724,766.94	0.00	5,364,841.19	14,391.87	0.00
MOOE		387,000.00	0.00	387,000.00	387,000.00	0.00	0.00	0.00	0.00	387,000.00	50,065.00	143,038.25	0.00	0.00	193,103.25	50,065.00	143,038.25	0.00	0.00	193,103.25	0.00	193,896.75	0.00	0.00
Public-Private Partnership Policy Formulation and Advocacy, and Project Monitoring and Evaluation	310100100003000	23,559,000.00	0.00	23,559,000.00	23,559,000.00	0.00	0.00	0.00	0.00	23,559,000.00	5,467,020.11	5,989,540.25	0.00	0.00	11,456,560.36	5,467,020.11	5,989,540.25	0.00	0.00	11,456,560.36	0.00	12,102,439.64	0.00	0.00
PS		22,777,000.00	0.00	22,777,000.00	22,777,000.00	0.00	0.00	0.00	0.00	22,777,000.00	5,099,277.97	5,892,080.82	0.00	0.00	10,991,358.79	5,099,277.97	5,892,080.82	0.00	0.00	10,991,358.79	0.00	11,785,641.21	0.00	0.00
MOOE		782,000.00	0.00	782,000.00	782,000.00	0.00	0.00	0.00	0.00	782,000.00	367,742.14	97,459.43	0.00	0.00	465,201.57	367,742.14	97,459.43	0.00	0.00	465,201.57	0.00	316,798.43	0.00	0.00
Provision of Capacity Building, Knowledge Management Services, Legal Services and ICT Services	310100100004000	50,726,000.00	0.00	50,726,000.00	50,726,000.00	0.00	0.00	0.00	0.00	50,726,000.00	7,182,004.44	18,865,494.02	0.00	0.00	26,047,498.46	7,182,004.44	12,464,672.50	0.00	0.00	19,646,676.94	0.00	24,678,501.54	5,949,031.52	451,790.00
PS		26,233,000.00	0.00	26,233,000.00	26,233,000.00	0.00	0.00	0.00	0.00	26,233,000.00	6,177,422.69	7,937,737.28	0.00	0.00	14,115,159.97	6,177,422.69	7,865,516.44	0.00	0.00	14,042,939.13	0.00	12,117,840.03	72,220.84	0.00
MOOE		8,784,000.00	0.00	8,784,000.00	8,784,000.00	0.00	0.00	0.00	0.00	8,784,000.00	212,069.75	2,131,656.78	0.00	0.00	2,343,726.53	212,069.75	1,308,559.88	0.00	0.00	1,520,629.63	0.00	6,440,273.47	371,306.90	451,790.00
CO		15,709,000.00	0.00	15,709,000.00	15,709,000.00	0.00	0.00	0.00	0.00	15,709,000.00	792,512.00	8,796,099.96	0.00	0.00	9,588,611.96	792,512.00	3,290,596.18	0.00	0.00	4,083,108.18	0.00	6,120,388.04	5,505,503.78	0.00
Sub-Total, Operations		99,351,000.00	0.00	99,351,000.00	99,351,000.00	0.00	0.00	0.00	0.00	99,351,000.00	20,520,114.23	34,816,183.71	0.00	0.00	55,336,297.94	20,520,114.23	28,400,970.32	0.00	0.00	48,921,084.55	0.00	44,014,702.06	5,963,423.39	451,790.00
PS		73,031,000.00	0.00	73,031,000.00	73,031,000.00	0.00	0.00	0.00	0.00	73,031,000.00	18,918,881.43	23,430,905.47	0.00	0.00	42,349,786.90	18,918,881.43	23,344,292.76	0.00	0.00	42,263,174.19	0.00	30,681,213.10	86,612.71	0.00
MOOE		10,611,000.00	0.00	10,611,000.00	10,611,000.00	0.00	0.00	0.00	0.00	10,611,000.00	808,720.80	2,589,178.28	0.00	0.00	3,397,899.08	808,720.80	1,766,081.38	0.00	0.00	2,574,802.18	0.00	7,213,100.92	371,306.90	451,790.00
FinEx (if Applicable)		0.00	0.00	0.00	0.00	0.00	0.00	0.00	0.00	0.00	0.00	0.00	0.00	0.00	0.00	0.00	0.00	0.00	0.00	0.00	0.00	0.00	0.00	0.00
CO		15,709,000.00	0.00	15,709,000.00	15,709,000.00	0.00	0.00	0.00	0.00	15,709,000.00	792,512.00	8,796,099.96	0.00	0.00	9,588,611.96	792,512.00	3,290,596.18	0.00	0.00	4,083,108.18	0.00	6,120,388.04	5,505,503.78	0.00
<b>Sub-Total, I. Agency Specific Budget</b>		<b>209,498,000.00</b>	<b>0.00</b>	<b>209,498,000.00</b>	<b>209,498,000.00</b>	<b>0.00</b>	<b>0.00</b>	<b>0.00</b>	<b>0.00</b>	<b>209,498,000.00</b>	<b>48,251,069.89</b>	<b>74,086,285.66</b>	<b>0.00</b>	<b>0.0</b>										


**STATEMENT OF APPROPRIATIONS, ALLOTMENTS, OBLIGATIONS, DISBURSEMENTS AND BALANCES**  
**As at the Quarter Ending June 30, 2024**


Department : National Economic and Development Authority (NEDA)  
 Agency/Entity : Public-Private Partnership Center of the Philippines  
 Operating Unit : < not applicable >  
 Organization Code (UACS) : 24 005 0000000  
 Fund Cluster : 01 - Regular Agency Fund  
 (e.g. UACS Fund Cluster: 01-Regular Agency Fund, 02-Foreign Assisted Projects Fund, 03-Special Account-Locally Funded/Domestic Grants Fund, and 04-Special Account-Foreign Assisted/Foreign Grants Fund)

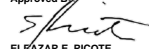
X	Current Year Appropriations
	Supplemental Appropriations
	Continuing Appropriations

Particulars	UACS CODE	Appropriations				Allotments					Current Year Obligations					Current Year Disbursements				Balances			
		Authorized Appropriations	Adjustments (Transfer To/From, Modifications/ Augmentations)	Adjusted Appropriations	Allotments Received	Adjustments (Reductions, Modifications/ Augmentations)	Transfer To	Transfer From	Adjusted Allotments	1st Quarter Ending March 31	2nd Quarter Ending June 30	3rd Quarter Ending September 30	4th Quarter Ending December 31	Total	1st Quarter Ending March 31	2nd Quarter Ending June 30	3rd Quarter Ending September 30	4th Quarter Ending December 31	Total	Unreleased Appropriations	Unobligated Allotments	Unpaid Obligations (15-20)=(23+24)	
																						10=((6+(-)-7)-8+9)	11
<b>Sub-total II. Automatic Appropriations</b>		<b>9,672,000.00</b>	<b>0.00</b>	<b>9,672,000.00</b>	<b>9,672,000.00</b>	<b>0.00</b>	<b>0.00</b>	<b>9,672,000.00</b>	<b>2,004,014.22</b>	<b>3,065,096.43</b>	<b>0.00</b>	<b>0.00</b>	<b>5,069,110.65</b>	<b>2,004,014.22</b>	<b>3,065,096.43</b>	<b>0.00</b>	<b>0.00</b>	<b>5,069,110.65</b>	<b>0.00</b>	<b>4,602,889.35</b>	<b>0.00</b>	<b>0.00</b>	
PS		9,672,000.00	0.00	9,672,000.00	9,672,000.00	0.00	0.00	9,672,000.00	2,004,014.22	3,065,096.43	0.00	0.00	5,069,110.65	2,004,014.22	3,065,096.43	0.00	0.00	5,069,110.65	0.00	4,602,889.35	0.00	0.00	
MOOE		0.00	0.00	0.00	0.00	0.00	0.00	0.00	0.00	0.00	0.00	0.00	0.00	0.00	0.00	0.00	0.00	0.00	0.00	0.00	0.00	0.00	
FinEx		0.00	0.00	0.00	0.00	0.00	0.00	0.00	0.00	0.00	0.00	0.00	0.00	0.00	0.00	0.00	0.00	0.00	0.00	0.00	0.00	0.00	
CO		0.00	0.00	0.00	0.00	0.00	0.00	0.00	0.00	0.00	0.00	0.00	0.00	0.00	0.00	0.00	0.00	0.00	0.00	0.00	0.00	0.00	
<b>III. Special Purpose Fund</b>		<b>0.00</b>	<b>6,585,699.00</b>	<b>6,585,699.00</b>	<b>0.00</b>	<b>6,585,699.00</b>	<b>0.00</b>	<b>0.00</b>	<b>6,585,699.00</b>	<b>0.00</b>	<b>1,310,194.39</b>	<b>0.00</b>	<b>0.00</b>	<b>1,310,194.39</b>	<b>0.00</b>	<b>1,137,757.43</b>	<b>0.00</b>	<b>0.00</b>	<b>1,137,757.43</b>	<b>0.00</b>	<b>5,275,504.61</b>	<b>172,436.96</b>	<b>0.00</b>
Miscellaneous Personnel Benefits Fund		0.00	4,440,426.00	4,440,426.00	0.00	4,440,426.00	0.00	0.00	4,440,426.00	0.00	1,310,194.39	0.00	0.00	1,310,194.39	0.00	1,137,757.43	0.00	0.00	1,137,757.43	0.00	4,440,426.00	0.00	0.00
PS		0.00	4,440,426.00	4,440,426.00	0.00	4,440,426.00	0.00	0.00	4,440,426.00	0.00	1,310,194.39	0.00	0.00	1,310,194.39	0.00	1,137,757.43	0.00	0.00	1,137,757.43	0.00	4,440,426.00	0.00	0.00
Pension and Gratuity Fund		0.00	2,145,273.00	2,145,273.00	0.00	2,145,273.00	0.00	0.00	2,145,273.00	0.00	1,310,194.39	0.00	0.00	1,310,194.39	0.00	1,137,757.43	0.00	0.00	1,137,757.43	0.00	835,078.61	172,436.96	0.00
PS		0.00	2,145,273.00	2,145,273.00	0.00	2,145,273.00	0.00	0.00	2,145,273.00	0.00	1,310,194.39	0.00	0.00	1,310,194.39	0.00	1,137,757.43	0.00	0.00	1,137,757.43	0.00	835,078.61	172,436.96	0.00
<b>Sub-Total III. Special Purpose Fund</b>		<b>0.00</b>	<b>6,585,699.00</b>	<b>6,585,699.00</b>	<b>0.00</b>	<b>6,585,699.00</b>	<b>0.00</b>	<b>0.00</b>	<b>6,585,699.00</b>	<b>0.00</b>	<b>1,310,194.39</b>	<b>0.00</b>	<b>0.00</b>	<b>1,310,194.39</b>	<b>0.00</b>	<b>1,137,757.43</b>	<b>0.00</b>	<b>0.00</b>	<b>1,137,757.43</b>	<b>0.00</b>	<b>5,275,504.61</b>	<b>172,436.96</b>	<b>0.00</b>
PS		0.00	6,585,699.00	6,585,699.00	0.00	6,585,699.00	0.00	0.00	6,585,699.00	0.00	1,310,194.39	0.00	0.00	1,310,194.39	0.00	1,137,757.43	0.00	0.00	1,137,757.43	0.00	5,275,504.61	172,436.96	0.00
MOOE		0.00	0.00	0.00	0.00	0.00	0.00	0.00	0.00	0.00	0.00	0.00	0.00	0.00	0.00	0.00	0.00	0.00	0.00	0.00	0.00	0.00	0.00
FinEx		0.00	0.00	0.00	0.00	0.00	0.00	0.00	0.00	0.00	0.00	0.00	0.00	0.00	0.00	0.00	0.00	0.00	0.00	0.00	0.00	0.00	0.00
CO		0.00	0.00	0.00	0.00	0.00	0.00	0.00	0.00	0.00	0.00	0.00	0.00	0.00	0.00	0.00	0.00	0.00	0.00	0.00	0.00	0.00	0.00
<b>IV. Reversion of the Unobligated Allotments charged against R.A. Nos. 11465 and 11494</b>		<b>0.00</b>	<b>0.00</b>	<b>0.00</b>	<b>0.00</b>	<b>0.00</b>	<b>0.00</b>	<b>0.00</b>	<b>0.00</b>	<b>0.00</b>	<b>0.00</b>	<b>0.00</b>	<b>0.00</b>	<b>0.00</b>	<b>0.00</b>	<b>0.00</b>	<b>0.00</b>	<b>0.00</b>	<b>0.00</b>	<b>0.00</b>	<b>0.00</b>	<b>0.00</b>	<b>0.00</b>
<b>GRAND TOTAL</b>		<b>219,170,000.00</b>	<b>6,585,699.00</b>	<b>225,755,699.00</b>	<b>219,170,000.00</b>	<b>6,585,699.00</b>	<b>0.00</b>	<b>0.00</b>	<b>225,755,699.00</b>	<b>50,255,084.11</b>	<b>78,461,576.48</b>	<b>0.00</b>	<b>0.00</b>	<b>128,716,660.59</b>	<b>47,670,948.46</b>	<b>56,463,993.46</b>	<b>0.00</b>	<b>0.00</b>	<b>104,134,941.92</b>	<b>0.00</b>	<b>97,039,038.41</b>	<b>10,083,044.29</b>	<b>14,498,674.38</b>
PS		113,550,000.00	6,585,699.00	120,135,699.00	113,550,000.00	6,585,699.00	0.00	0.00	120,135,699.00	27,807,278.61	37,003,079.53	0.00	0.00	64,810,358.14	27,807,278.61	36,744,029.86	0.00	0.00	64,551,308.47	0.00	55,325,340.86	259,049.67	0.00
MOOE		89,911,000.00	0.00	89,911,000.00	89,911,000.00	0.00	0.00	89,911,000.00	21,655,293.50	32,662,396.99	0.00	0.00	54,317,690.49	19,071,157.85	16,429,367.42	0.00	0.00	35,500,525.27	0.00	35,593,309.51	4,318,490.84	14,498,674.38	
CO		15,709,000.00	0.00	15,709,000.00	15,709,000.00	0.00	0.00	15,709,000.00	792,512.00	8,796,099.96	0.00	0.00	9,588,611.96	792,512.00	3,290,596.18	0.00	0.00	4,083,108.18	0.00	6,120,388.04	5,505,503.78	0.00	
<b>Recapitulation by OO:</b>																							
I. Agency Specific Budget		99,351,000.00	0.00	99,351,000.00	99,351,000.00	0.00	0.00	99,351,000.00	20,520,114.23	34,816,183.71	0.00	0.00	55,336,297.94	20,520,114.23	28,400,970.32	0.00	0.00	48,921,084.55	0.00	44,014,702.06	5,963,423.39	451,790.00	
PUBLIC-PRIVATE PARTNERSHIP MANAGEMENT PROGRAM		99,351,000.00	0.00	99,351,000.00	99,351,000.00	0.00	0.00	99,351,000.00	20,520,114.23	34,816,183.71	0.00	0.00	55,336,297.94	20,520,114.23	28,400,970.32	0.00	0.00	48,921,084.55	0.00	44,014,702.06	5,963,423.39	451,790.00	

Prepared by:  
  
 MARY ROAN S. SAN DIEGO  
 Administrative Officer V (Budget Officer III)  
 Date: July 15, 2024 08:38 AM

Certified Correct:  
  
 JO ANN MENDOZA  
 OIC - Chief (Accountant IV), Finance Division  
 Date: July 15, 2024 08:38 AM

Recommending Approval By:  
  
 CATALINA R. CARAAN  
 Director IV, Administrative Service  
 Date: July 16, 2024 08:33 AM

Approved By:  
  
 ELEAZAR E. RICOTE  
 Deputy Executive Director  
 Date: July 26, 2024 04:31 PM



**STATEMENT OF APPROPRIATIONS, ALLOTMENTS, OBLIGATIONS, DISBURSEMENTS AND BALANCES**  
As at the Quarter Ending June 30, 2024

Department : National Economic and Development Authority (NEDA)  
 Agency/Entity : Public-Private Partnership Center of the Philippines  
 Operating Unit : < not applicable >  
 Organization Code (UACS) : 24 005 0000000  
 Fund Cluster : 01 - Regular Agency Fund

	Current Year Appropriations
	Supplemental Appropriations
X	Continuing Appropriations

(e.g. UACS Fund Cluster: 01-Regular Agency Fund, 02-Foreign Assisted Projects Fund, 03-Special Account-Locally Funded/Domestic Grants Fund, and 04-Special Account-Foreign Assisted/Foreign Grants Fund)

Particulars	UACS CODE	Appropriations			Allotments						Current Year Obligations					Current Year Disbursements					Balances			
		Authorized Appropriations	Adjustments (Transfer To/From, Modifications/Augmentations)	Adjusted Appropriations	Allotments		Adjustments (Reductions/ Modifications/Augmentations)	Transfer To	Transfer From	Adjusted Allotments	1st Quarter Ending March 31	2nd Quarter Ending June 30	3rd Quarter Ending September 30	4th Quarter Ending December 31	Total	1st Quarter Ending March 31	2nd Quarter Ending June 30	3rd Quarter Ending September 30	4th Quarter Ending December 31	Total	Unused Funds		Unpaid Obligations (16-21)=(24+25)	
					SARO	Unobligated															Unreleased Appropriations	Unobligated Allotments	Due and Demandable	Not Yet Due and Demandable
1	2	3	4	5=(3+4)	6	7	8	9	10	11=(6+7+(8)-9+10)	12	13	14	15	16=(12+13+14+15)	17	18	19	20	21=(17+18+19+20)	22=(5-11)	23=(11-16)	24	25
Operations	3000000000000000	0.00	0.00	0.00	0.00	2,261,973.45	0.00	0.00	0.00	2,261,973.45	1,138,031.70	129,460.11	0.00	0.00	1,267,491.81	1,138,031.70	129,460.11	0.00	0.00	1,267,491.81	0.00	994,481.64	0.00	0.00
OO : Greater private sector participation thru Public-Private Partnership to accelerate provision of safe, efficient, reliable and sustainable infrastructure and development projects		0.00	0.00	0.00	0.00	2,261,973.45	0.00	0.00	0.00	2,261,973.45	1,138,031.70	129,460.11	0.00	0.00	1,267,491.81	1,138,031.70	129,460.11	0.00	0.00	1,267,491.81	0.00	994,481.64	0.00	0.00
PUBLIC-PRIVATE PARTNERSHIP MANAGEMENT PROGRAM		0.00	0.00	0.00	0.00	2,261,973.45	0.00	0.00	0.00	2,261,973.45	1,138,031.70	129,460.11	0.00	0.00	1,267,491.81	1,138,031.70	129,460.11	0.00	0.00	1,267,491.81	0.00	994,481.64	0.00	0.00
Project Development and Advisory Assistance	310100100001000	0.00	0.00	0.00	0.00	2,586.54	0.00	0.00	0.00	2,586.54	0.00	0.00	0.00	0.00	0.00	0.00	0.00	0.00	0.00	0.00	0.00	2,586.54	0.00	0.00
MOOE		0.00	0.00	0.00	0.00	2,586.54	0.00	0.00	0.00	2,586.54	0.00	0.00	0.00	0.00	0.00	0.00	0.00	0.00	0.00	0.00	0.00	2,586.54	0.00	0.00
Management and Administration of the Project Development and Monitoring Facility (PDMF) Funds	310100100002000	0.00	0.00	0.00	0.00	32,373.88	0.00	0.00	0.00	32,373.88	0.00	9,400.00	0.00	0.00	9,400.00	0.00	9,400.00	0.00	0.00	9,400.00	0.00	22,973.88	0.00	0.00
MOOE		0.00	0.00	0.00	0.00	32,373.88	0.00	0.00	0.00	32,373.88	0.00	9,400.00	0.00	0.00	9,400.00	0.00	9,400.00	0.00	0.00	9,400.00	0.00	22,973.88	0.00	0.00
Public-Private Partnership Policy Formulation and Advocacy, and Project Monitoring and Evaluation	310100100003000	0.00	0.00	0.00	0.00	230,661.25	0.00	0.00	0.00	230,661.25	159,979.54	0.00	0.00	0.00	159,979.54	159,979.54	0.00	0.00	0.00	159,979.54	0.00	70,681.71	0.00	0.00
MOOE		0.00	0.00	0.00	0.00	230,661.25	0.00	0.00	0.00	230,661.25	159,979.54	0.00	0.00	0.00	159,979.54	159,979.54	0.00	0.00	0.00	159,979.54	0.00	70,681.71	0.00	0.00
Provision of Capacity Building, Knowledge Management Services, Legal Services and ICT Services	310100100004000	0.00	0.00	0.00	0.00	1,996,351.78	0.00	0.00	0.00	1,996,351.78	978,052.16	120,060.11	0.00	0.00	1,098,112.27	978,052.16	120,060.11	0.00	0.00	1,098,112.27	0.00	898,239.51	0.00	0.00
MOOE		0.00	0.00	0.00	0.00	1,996,351.78	0.00	0.00	0.00	1,996,351.78	978,052.16	120,060.11	0.00	0.00	1,098,112.27	978,052.16	120,060.11	0.00	0.00	1,098,112.27	0.00	898,239.51	0.00	0.00
Sub-Total, Operations		0.00	0.00	0.00	0.00	2,261,973.45	0.00	0.00	0.00	2,261,973.45	1,138,031.70	129,460.11	0.00	0.00	1,267,491.81	1,138,031.70	129,460.11	0.00	0.00	1,267,491.81	0.00	994,481.64	0.00	0.00
PS		0.00	0.00	0.00	0.00	0.00	0.00	0.00	0.00	0.00	0.00	0.00	0.00	0.00	0.00	0.00	0.00	0.00	0.00	0.00	0.00	0.00	0.00	0.00
MOOE		0.00	0.00	0.00	0.00	2,261,973.45	0.00	0.00	0.00	2,261,973.45	1,138,031.70	129,460.11	0.00	0.00	1,267,491.81	1,138,031.70	129,460.11	0.00	0.00	1,267,491.81	0.00	994,481.64	0.00	0.00
FinEx (if Applicable)		0.00	0.00	0.00	0.00	0.00	0.00	0.00	0.00	0.00	0.00	0.00	0.00	0.00	0.00	0.00	0.00	0.00	0.00	0.00	0.00	0.00	0.00	0.00
CO		0.00	0.00	0.00	0.00	0.00	0.00	0.00	0.00	0.00	0.00	0.00	0.00	0.00	0.00	0.00	0.00	0.00	0.00	0.00	0.00	0.00	0.00	0.00
<b>Sub-Total, I. Agency Specific Budget</b>		<b>0.00</b>	<b>0.00</b>	<b>0.00</b>	<b>0.00</b>	<b>2,716,665.21</b>	<b>0.00</b>	<b>0.00</b>	<b>0.00</b>	<b>2,716,665.21</b>	<b>1,496,443.45</b>	<b>204,137.73</b>	<b>0.00</b>	<b>0.00</b>	<b>1,700,581.18</b>	<b>1,496,443.45</b>	<b>204,137.73</b>	<b>0.00</b>	<b>0.00</b>	<b>1,700,581.18</b>	<b>0.00</b>	<b>1,016,084.03</b>	<b>0.00</b>	<b>0.00</b>
PS		0.00	0.00	0.00	0.00	0.00	0.00	0.00	0.00	0.00	0.00	0.00	0.00	0.00	0.00	0.00	0.00	0.00	0.00	0.00	0.00	0.00	0.00	0.00
MOOE		0.00	0.00	0.00	0.00	2,716,665.21	0.00	0.00	0.00	2,716,665.21	1,496,443.45	204,137.73	0.00	0.00	1,700,581.18	1,496,443.45	204,137.73	0.00	0.00	1,700,581.18	0.00	1,016,084.03	0.00	0.00
FinEx (if Applicable)		0.00	0.00	0.00	0.00	0.00	0.00	0.00	0.00	0.00	0.00	0.00	0.00	0.00	0.00	0.00	0.00	0.00	0.00	0.00	0.00	0.00	0.00	0.00
CO		0.00	0.00	0.00	0.00	0.00	0.00	0.00	0.00	0.00	0.00	0.00	0.00	0.00	0.00	0.00	0.00	0.00	0.00	0.00	0.00	0.00	0.00	0.00
<b>GRAND TOTAL</b>		<b>0.00</b>	<b>0.00</b>	<b>0.00</b>	<b>0.00</b>	<b>2,716,665.21</b>	<b>0.00</b>	<b>0.00</b>	<b>0.00</b>	<b>2,716,665.21</b>	<b>1,496,443.45</b>	<b>204,137.73</b>	<b>0.00</b>	<b>0.00</b>	<b>1,700,581.18</b>	<b>1,496,443.45</b>	<b>204,137.73</b>	<b>0.00</b>	<b>0.00</b>	<b>1,700,581.18</b>	<b>0.00</b>	<b>1,016,084.03</b>	<b>0.00</b>	<b>0.00</b>
PS		0.00	0.00	0.00	0.00	0.00	0.00	0.00	0.00	0.00	0.00	0.00	0.00	0.00	0.00	0.00	0.00	0.00	0.00	0.00	0.00	0.00	0.00	0.00
MOOE		0.00	0.00	0.00	0.00	2,716,665.21	0.00	0.00	0.00	2,716,665.21	1,496,443.45	204,137.73	0.00	0.00	1,700,581.18	1,496,443.45	204,137.73	0.00	0.00	1,700,581.18	0.00	1,016,084.03	0.00	0.00
FinEx (if Applicable)		0.00	0.00	0.00	0.00	0.00	0.00	0.00	0.00	0.00	0.00	0.00	0.00	0.00	0.00	0.00	0.00	0.00	0.00	0.00	0.00	0.00	0.00	0.00
CO		0.00	0.00	0.00	0.00	0.00	0.00	0.00	0.00	0.00	0.00	0.00	0.00	0.00	0.00	0.00	0.00	0.00	0.00	0.00	0.00	0.00	0.00	0.00

Recapitulation by OO:

Unreleased Appropriations		0.00	0.00	0.00	0.00	0.00	0.00	0.00	0.00	0.00	0.00	0.00	0.00	0.00	0.00	0.00	0.00	0.00	0.00	0.00	0.00	0.00	0.00	0.00
I. Agency Specific Budget		0.00	0.00	0.00	0.00	0.00	0.00	0.00	0.00	0.00	0.00	0.00	0.00	0.00	0.00	0.00	0.00	0.00	0.00	0.00	0.00	0.00	0.00	0.00
PUBLIC-PRIVATE PARTNERSHIP MANAGEMENT PROGRAM		0.00	0.00	0.00	0.00	2,261,973.45	0.00	0.00	0.00	2,261,973.45	1,138,031.70	129,460.11	0.00	0.00	1,267,491.81	1,138,031.70	129,460.11	0.00	0.00	1,267,491.81	0.00	994,481.64	0.00	0.00
Unobligated Allotment		0.00	0.00	0.00	0.00	2,261,973.45	0.00	0.00	0.00	2,261,973.45	1,138,031.70	129,460.11	0.00	0.00	1,267,491.81	1,138,031.70	129,460.11	0.00	0.00	1,267,491.81	0.00	994,481.64	0.00	0.00
I. Agency Specific Budget		0.00	0.00	0.00	0.00	2,261,973.45	0.00	0.00	0.00	2,261,973.45	1,138,031.70	129,460.11	0.00	0.00	1,267,491.81	1,138,031.70	129,460.11	0.00	0.00	1,267,491.81	0.00	994,481.64	0.00	0.00
PUBLIC-PRIVATE PARTNERSHIP MANAGEMENT PROGRAM		0.00	0.00	0.00	0.00	2,261,973.45	0.00	0.00	0.00	2,261,973.45	1,138,031.70	129,460.11	0.00	0.00	1,267,491.81	1,138,031.70	129,460.11	0.00	0.00	1,267,491.81	0.00	994,481.64	0.00	0.00

Prepared by: *Mary Roan S. San Diego*  
 MARY ROAN S. SAN DIEGO  
 Administrative Officer V (Budget Officer III)  
 Date: July 15, 2024 08:38 AM

Certified Correct: *JO ANNE MENDOZA*  
 JO ANNE MENDOZA  
 OIC - Chief Accountant IV, Finance Division  
 Date: July 15, 2024 08:38 AM

Recommending Approval By: *Catalina R. Caraan*  
 CATALINA R. CARAAN  
 Director IV, Administrative Service  
 Date: July 16, 2024 08:33 AM

Approved By: *Eleazar E. Ricote*  
 ELEAZAR E. RICOTE  
 Deputy Executive Director  
 Date: July 26, 2024 04:31 PM

**SUMMARY OF APPROPRIATIONS, ALLOTMENTS, OBLIGATIONS, DISBURSEMENTS AND BALANCES BY OBJECT OF EXPENDITURES**  
As at the Quarter Ending June 30, 2024

Department : National Economic and Development Authority (NEDA)  
 Agency/Entity : Public-Private Partnership Center of the Philippines  
 Operating Unit : < not applicable >  
 Organization Code (UACS) : 24 005 0000000  
 Fund Cluster : 01 - Regular Agency Fund

X	Current Year Appropriations
	Supplemental Appropriations
	Continuing Appropriations

(e.g. UACS Fund Cluster: 01-Regular Agency Fund, 02-Foreign Assisted Projects Fund, 03-Special Account-Locally Funded/Domestic Grants Fund, and 04-Special Account-Foreign Assisted/Foreign Grants Fund)

Particulars	UACS CODE	Appropriations			Allotments					Obligations					Disbursements					Balances			
		Authorized Appropriations	Adjustments (Transfer To/From, Modifications/Augmentations)	Adjusted Appropriations	Allotments Received	Adjustments (Reductions, Modifications/Augmentations)	Transfer To	Transfer From	Adjusted Allotments	1st Quarter Ending March 31	2nd Quarter Ending June 30	3rd Quarter Ending September 30	4th Quarter Ending December 31	Total	1st Quarter Ending March 31	2nd Quarter Ending June 30	3rd Quarter Ending September 30	4th Quarter Ending December 31	Total	Unreleased Appropriations	Unobligated Allotments	Unpaid Obligations (15-20)=(23+24)	
																						Due and Demandable	Not Yet Due and Demandable
1	2	3	4	5=(3+4)	6	7	8	9	10=[(6+(-)7)-8+9]	11	12	13	14	15=(11+12+13+14)	16	17	18	19	20=(16+17+18+19)	21=(5-10)	22=(10-15)	23	24
<b>SUMMARY</b>		219,170,000.00	6,585,699.00	225,755,699.00	219,170,000.00	6,585,699.00	0.00	0.00	225,755,699.00	50,255,084.11	78,461,576.48	0.00	0.00	128,716,660.59	47,670,948.46	56,463,993.46	0.00	0.00	104,134,941.92	0.00	97,039,038.41	10,083,044.29	14,498,674.38
<b>A. AGENCY SPECIFIC BUDGET</b>		209,498,000.00	0.00	209,498,000.00	209,498,000.00	0.00	0.00	0.00	209,498,000.00	48,251,069.89	74,086,285.66	0.00	0.00	122,337,355.55	45,666,934.24	52,261,139.60	0.00	0.00	97,928,073.84	0.00	87,160,644.45	9,910,607.33	14,498,674.38
<b>Personnel Services</b>		103,878,000.00	0.00	103,878,000.00	103,878,000.00	0.00	0.00	0.00	103,878,000.00	25,803,264.39	32,627,788.71	0.00	0.00	58,431,053.10	25,803,264.39	32,541,176.00	0.00	0.00	58,344,440.39	0.00	45,446,946.90	86,612.71	0.00
Salaries and Wages		80,597,000.00	(367,329.00)	80,229,671.00	80,597,000.00	(367,329.00)	0.00	0.00	80,229,671.00	22,720,267.12	22,805,680.35	0.00	0.00	45,525,947.47	22,720,267.12	22,722,067.64	0.00	0.00	45,442,334.76	0.00	34,703,723.53	83,612.71	0.00
Salaries and Wages - Regular	5010101000	80,597,000.00	(367,329.00)	80,229,671.00	80,597,000.00	(367,329.00)	0.00	0.00	80,229,671.00	22,720,267.12	22,805,680.35	0.00	0.00	45,525,947.47	22,720,267.12	22,722,067.64	0.00	0.00	45,442,334.76	0.00	34,703,723.53	83,612.71	0.00
Basic Salary - Civilian	5010101001	80,597,000.00	(367,329.00)	80,229,671.00	80,597,000.00	(367,329.00)	0.00	0.00	80,229,671.00	22,720,267.12	22,805,680.35	0.00	0.00	45,525,947.47	22,720,267.12	22,722,067.64	0.00	0.00	45,442,334.76	0.00	34,703,723.53	83,612.71	0.00
Other Compensation		21,122,000.00	357,629.00	21,479,629.00	21,122,000.00	357,629.00	0.00	0.00	21,479,629.00	2,646,181.82	8,963,435.82	0.00	0.00	11,609,617.64	2,646,181.82	8,960,435.82	0.00	0.00	11,606,617.64	0.00	9,870,011.36	3,000.00	0.00
Personal Economic Relief Allowance (PERA)	5010201000	2,544,000.00	0.00	2,544,000.00	2,544,000.00	0.00	0.00	0.00	2,544,000.00	752,181.82	767,306.82	0.00	0.00	1,519,488.64	752,181.82	764,306.82	0.00	0.00	1,516,488.64	0.00	1,024,511.36	3,000.00	0.00
PERA - Civilian	5010201001	2,544,000.00	0.00	2,544,000.00	2,544,000.00	0.00	0.00	0.00	2,544,000.00	752,181.82	767,306.82	0.00	0.00	1,519,488.64	752,181.82	764,306.82	0.00	0.00	1,516,488.64	0.00	1,024,511.36	3,000.00	0.00
Representation Allowance (RA)	5010202000	1,956,000.00	0.00	1,956,000.00	1,956,000.00	0.00	0.00	0.00	1,956,000.00	609,625.00	700,250.00	0.00	0.00	1,309,875.00	609,625.00	700,250.00	0.00	0.00	1,309,875.00	0.00	646,125.00	0.00	0.00
Transportation Allowance (TA)	5010203000	1,494,000.00	0.00	1,494,000.00	1,494,000.00	0.00	0.00	0.00	1,494,000.00	528,375.00	542,250.00	0.00	0.00	1,070,625.00	528,375.00	542,250.00	0.00	0.00	1,070,625.00	0.00	423,375.00	0.00	0.00
Transportation Allowance (TA)	5010203001	1,494,000.00	0.00	1,494,000.00	1,494,000.00	0.00	0.00	0.00	1,494,000.00	528,375.00	542,250.00	0.00	0.00	1,070,625.00	528,375.00	542,250.00	0.00	0.00	1,070,625.00	0.00	423,375.00	0.00	0.00
Clothing/Uniform Allowance	5010204000	636,000.00	134,000.00	770,000.00	636,000.00	134,000.00	0.00	0.00	770,000.00	756,000.00	14,000.00	0.00	0.00	770,000.00	756,000.00	14,000.00	0.00	0.00	770,000.00	0.00	0.00	0.00	0.00
Clothing/Uniform Allowance - Civilian	5010204001	636,000.00	134,000.00	770,000.00	636,000.00	134,000.00	0.00	0.00	770,000.00	756,000.00	14,000.00	0.00	0.00	770,000.00	756,000.00	14,000.00	0.00	0.00	770,000.00	0.00	0.00	0.00	0.00
Year End Bonus	5010214000	6,716,000.00	0.00	6,716,000.00	6,716,000.00	0.00	0.00	0.00	6,716,000.00	0.00	0.00	0.00	0.00	0.00	0.00	0.00	0.00	0.00	0.00	0.00	6,716,000.00	0.00	0.00
Bonus - Civilian	5010214001	6,716,000.00	0.00	6,716,000.00	6,716,000.00	0.00	0.00	0.00	6,716,000.00	0.00	0.00	0.00	0.00	0.00	0.00	0.00	0.00	0.00	0.00	0.00	6,716,000.00	0.00	0.00
Cash Gift	5010215000	530,000.00	0.00	530,000.00	530,000.00	0.00	0.00	0.00	530,000.00	0.00	0.00	0.00	0.00	0.00	0.00	0.00	0.00	0.00	0.00	0.00	530,000.00	0.00	0.00
Cash Gift - Civilian	5010215001	530,000.00	0.00	530,000.00	530,000.00	0.00	0.00	0.00	530,000.00	0.00	0.00	0.00	0.00	0.00	0.00	0.00	0.00	0.00	0.00	0.00	530,000.00	0.00	0.00
Mid-Year Bonus - Civilian	5010216000	6,716,000.00	223,629.00	6,939,629.00	6,716,000.00	223,629.00	0.00	0.00	6,939,629.00	0.00	6,939,629.00	0.00	0.00	6,939,629.00	0.00	6,939,629.00	0.00	0.00	6,939,629.00	0.00	0.00	0.00	0.00
Mid-Year Bonus - Civilian	5010216001	6,716,000.00	223,629.00	6,939,629.00	6,716,000.00	223,629.00	0.00	0.00	6,939,629.00	0.00	6,939,629.00	0.00	0.00	6,939,629.00	0.00	6,939,629.00	0.00	0.00	6,939,629.00	0.00	0.00	0.00	0.00
Other Bonuses and Allowances	5010299000	530,000.00	0.00	530,000.00	530,000.00	0.00	0.00	0.00	530,000.00	0.00	0.00	0.00	0.00	0.00	0.00	0.00	0.00	0.00	0.00	0.00	530,000.00	0.00	0.00
Productivity Enhancement Incentive - Civilian	5010299012	530,000.00	0.00	530,000.00	530,000.00	0.00	0.00	0.00	530,000.00	0.00	0.00	0.00	0.00	0.00	0.00	0.00	0.00	0.00	0.00	0.00	530,000.00	0.00	0.00
<b>Personnel Benefit Contributions</b>		1,888,000.00	9,700.00	1,897,700.00	1,888,000.00	9,700.00	0.00	0.00	1,897,700.00	426,815.45	846,256.93	0.00	0.00	1,273,072.38	426,815.45	846,256.93	0.00	0.00	1,273,072.38	0.00	624,627.62	0.00	0.00
Pag-IBIG Contributions	5010302000	127,000.00	9,700.00	136,700.00	127,000.00	9,700.00	0.00	0.00	136,700.00	38,100.00	98,600.00	0.00	0.00	136,700.00	38,100.00	98,600.00	0.00	0.00	136,700.00	0.00	0.00	0.00	0.00
Pag-IBIG - Civilian	5010302001	127,000.00	9,700.00	136,700.00	127,000.00	9,700.00	0.00	0.00	136,700.00	38,100.00	98,600.00	0.00	0.00	136,700.00	38,100.00	98,600.00	0.00	0.00	136,700.00	0.00	0.00	0.00	0.00
PhilHealth Contributions	5010303000	1,634,000.00	0.00	1,634,000.00	1,634,000.00	0.00	0.00	0.00	1,634,000.00	360,515.45	701,756.93	0.00	0.00	1,062,272.38	360,515.45	701,756.93	0.00	0.00	1,062,272.38	0.00	571,727.62	0.00	0.00
PhilHealth - Civilian	5010303001	1,634,000.00	0.00	1,634,000.00	1,634,000.00	0.00	0.00	0.00	1,634,000.00	360,515.45	701,756.93	0.00	0.00	1,062,272.38	360,515.45	701,756.93	0.00	0.00	1,062,272.38	0.00	571,727.62	0.00	0.00
Employees Compensation Insurance Premiums	5010304000	127,000.00	0.00	127,000.00	127,000.00	0.00	0.00	0.00	127,000.00	28,200.00	45,900.00	0.00	0.00	74,100.00	28,200.00	45,900.00	0.00	0.00	74,100.00	0.00	52,900.00	0.00	0.00
ECIP - Civilian	5010304001	127,000.00	0.00	127,000.00	127,000.00	0.00	0.00	0.00	127,000.00	28,200.00	45,900.00	0.00	0.00	74,100.00	28,200.00	45,900.00	0.00	0.00	74,100.00	0.00	52,900.00	0.00	0.00
<b>Other Personnel Benefits</b>		271,000.00	0.00	271,000.00	271,000.00	0.00	0.00	0.00	271,000.00	10,000.00	12,415.61	0.00	0.00	22,415.61	10,000.00	12,415.61	0.00	0.00	22,415.61	0.00	248,584.39	0.00	0.00
Other Personnel Benefits	5010499000	271,000.00	0.00	271,000.00	271,000.00	0.00	0.00	0.00	271,000.00	10,000.00	12,415.61	0.00	0.00	22,415.61	10,000.00	12,415.61	0.00	0.00	22,415.61	0.00	248,584.39	0.00	0.00
Lump-sum for Step Increments - Length of Service	5010499010	201,000.00	0.00	201,000.00	201,000.00	0.00	0.00	0.00	201,000.00	0.00	2,415.61	0.00	0.00	2,415.61	0.00	2,415.61	0.00	0.00	2,415.61	0.00	198,584.39	0.00	0.00
Loyalty Award - Civilian	5010499015	70,000.00	0.00	70,000.00	70,000.00	0.00	0.00	0.00	70,000.00	10,000.00	10,000.00	0.00	0.00	20,000.00	10,000.00	10,000.00	0.00	0.00	20,000.00	0.00	50,000.00	0.00	0.00
<b>Maintenance and Other Operating Expenses</b>		89,911,000.00	0.00	89,911,000.00	89,911,000.00	0.00	0.00	0.00	89,911,000.00	21,655,293.50	32,662,396.99	0.00	0.00	54,317,690.49	19,071,157.85	16,429,367.42	0.00	0.00	35,500,525.27	0.00	35,993,309.51	4,318,490.84	14,498,674.38
<b>Traveling Expenses</b>		1,587,000.00	0.00	1,587,00																			

**SUMMARY OF APPROPRIATIONS, ALLOTMENTS, OBLIGATIONS, DISBURSEMENTS AND BALANCES BY OBJECT OF EXPENDITURES**  
As at the Quarter Ending June 30, 2024

Department : National Economic and Development Authority (NEDA)  
 Agency/Entity : Public-Private Partnership Center of the Philippines  
 Operating Unit : < not applicable >  
 Organization Code (UACS) : 24 005 0000000  
 Fund Cluster : 01 - Regular Agency Fund

X	Current Year Appropriations
	Supplemental Appropriations
	Continuing Appropriations

(e.g. UACS Fund Cluster: 01-Regular Agency Fund, 02-Foreign Assisted Projects Fund, 03-Special Account-Locally Funded/Domestic Grants Fund, and 04-Special Account-Foreign Assisted/Foreign Grants Fund)

Particulars	UACS CODE	Appropriations			Allotments			Obligations					Disbursements					Balances					
		Authorized Appropriations	Adjustments (Transfer To/From, Modifications/Augmentations)	Adjusted Appropriations	Allotments Received	Adjustments (Reductions, Modifications/Augmentations)	Transfer To	Transfer From	Adjusted Allotments	1st Quarter	2nd Quarter	3rd Quarter	4th Quarter	Total	1st Quarter	2nd Quarter	3rd Quarter	4th Quarter	Total	Unreleased Appropriations	Unobligated Allotments	Unpaid Obligations (15-20)=(23+24)	
										Ending March 31	Ending June 30	Ending September 30	Ending December 31		Ending March 31	Ending June 30	Ending September 30	Ending December 31				Due and Demandable	Not Yet Due and Demandable
1	2	3	4	5=(3+4)	6	7	8	9	10=[(6+)-(7)-8+9]	11	12	13	14	15=(11+12+13+14)	16	17	18	19	20=(16+17+18+19)	21=(5-10)	22=(10-15)	23	24
Information and Communications Technology Equipment	5020321003	442,000.00	0.00	442,000.00	442,000.00	0.00	0.00	0.00	442,000.00	0.00	180,145.00	0.00	0.00	180,145.00	0.00	180,145.00	0.00	0.00	180,145.00	0.00	261,855.00	0.00	0.00
<b>Utility Expenses</b>		<b>2,560,000.00</b>	<b>0.00</b>	<b>2,560,000.00</b>	<b>2,560,000.00</b>	<b>0.00</b>	<b>0.00</b>	<b>0.00</b>	<b>2,560,000.00</b>	<b>1,103,745.13</b>	<b>838,621.19</b>	<b>0.00</b>	<b>0.00</b>	<b>1,942,366.32</b>	<b>1,046,465.13</b>	<b>843,909.65</b>	<b>0.00</b>	<b>0.00</b>	<b>1,890,374.78</b>	<b>0.00</b>	<b>617,633.68</b>	<b>6,221.54</b>	<b>45,770.00</b>
Water Expenses	5020401000	112,000.00	0.00	112,000.00	112,000.00	0.00	0.00	0.00	112,000.00	69,520.41	12,349.86	0.00	0.00	81,870.27	12,240.41	17,638.32	0.00	0.00	29,878.73	0.00	30,129.73	6,221.54	45,770.00
Electricity Expenses	5020402000	2,448,000.00	0.00	2,448,000.00	2,448,000.00	0.00	0.00	0.00	2,448,000.00	1,034,224.72	826,271.33	0.00	0.00	1,860,496.05	1,034,224.72	826,271.33	0.00	0.00	1,860,496.05	0.00	587,503.95	0.00	0.00
<b>Communication Expenses</b>		<b>4,807,000.00</b>	<b>(400,000.00)</b>	<b>4,407,000.00</b>	<b>4,807,000.00</b>	<b>(400,000.00)</b>	<b>0.00</b>	<b>0.00</b>	<b>4,407,000.00</b>	<b>1,278,645.08</b>	<b>1,165,645.07</b>	<b>0.00</b>	<b>0.00</b>	<b>2,444,290.15</b>	<b>495,765.08</b>	<b>936,414.76</b>	<b>0.00</b>	<b>0.00</b>	<b>1,432,179.84</b>	<b>0.00</b>	<b>1,962,709.85</b>	<b>79,738.00</b>	<b>932,372.31</b>
Postage and Courier Services	5020501000	150,000.00	0.00	150,000.00	150,000.00	0.00	0.00	0.00	150,000.00	0.00	1,343.00	0.00	0.00	1,343.00	0.00	1,343.00	0.00	0.00	1,343.00	0.00	148,657.00	0.00	0.00
Telephone Expenses	5020502000	2,157,000.00	0.00	2,157,000.00	2,157,000.00	0.00	0.00	0.00	2,157,000.00	339,189.08	371,197.55	0.00	0.00	710,386.63	339,189.08	369,747.55	0.00	0.00	708,936.63	0.00	1,446,613.37	1,450.00	0.00
Mobile	5020502001	1,657,000.00	0.00	1,657,000.00	1,657,000.00	0.00	0.00	0.00	1,657,000.00	273,800.00	274,450.00	0.00	0.00	548,250.00	273,800.00	273,000.00	0.00	0.00	546,800.00	0.00	1,108,750.00	1,450.00	0.00
Landline	5020502002	500,000.00	0.00	500,000.00	500,000.00	0.00	0.00	0.00	500,000.00	65,389.08	96,747.55	0.00	0.00	162,136.63	65,389.08	96,747.55	0.00	0.00	162,136.63	0.00	337,863.37	0.00	0.00
Internet Subscription Expenses	5020503000	2,500,000.00	(400,000.00)	2,100,000.00	2,500,000.00	(400,000.00)	0.00	0.00	2,100,000.00	939,456.00	793,104.52	0.00	0.00	1,732,560.52	156,576.00	565,324.21	0.00	0.00	721,900.21	0.00	367,439.48	78,288.00	932,372.31
<b>Awards/Rewards and Prizes</b>		<b>336,000.00</b>	<b>0.00</b>	<b>336,000.00</b>	<b>336,000.00</b>	<b>0.00</b>	<b>0.00</b>	<b>0.00</b>	<b>336,000.00</b>	<b>0.00</b>	<b>0.00</b>	<b>0.00</b>	<b>0.00</b>	<b>0.00</b>	<b>0.00</b>	<b>0.00</b>	<b>0.00</b>	<b>0.00</b>	<b>0.00</b>	<b>0.00</b>	<b>336,000.00</b>	<b>0.00</b>	<b>0.00</b>
Awards/Rewards Expenses	5020601000	336,000.00	0.00	336,000.00	336,000.00	0.00	0.00	0.00	336,000.00	0.00	0.00	0.00	0.00	0.00	0.00	0.00	0.00	0.00	0.00	0.00	336,000.00	0.00	0.00
Awards/Rewards Expenses	5020601001	336,000.00	0.00	336,000.00	336,000.00	0.00	0.00	0.00	336,000.00	0.00	0.00	0.00	0.00	0.00	0.00	0.00	0.00	0.00	0.00	0.00	336,000.00	0.00	0.00
<b>Confidential, Intelligence and Extraordinary</b>		<b>1,194,000.00</b>	<b>0.00</b>	<b>1,194,000.00</b>	<b>1,194,000.00</b>	<b>0.00</b>	<b>0.00</b>	<b>0.00</b>	<b>1,194,000.00</b>	<b>169,913.81</b>	<b>310,863.53</b>	<b>0.00</b>	<b>0.00</b>	<b>480,777.34</b>	<b>169,913.81</b>	<b>310,863.53</b>	<b>0.00</b>	<b>0.00</b>	<b>480,777.34</b>	<b>0.00</b>	<b>713,222.66</b>	<b>0.00</b>	<b>0.00</b>
Extraordinary and Miscellaneous Expenses	5021003000	1,194,000.00	0.00	1,194,000.00	1,194,000.00	0.00	0.00	0.00	1,194,000.00	169,913.81	310,863.53	0.00	0.00	480,777.34	169,913.81	310,863.53	0.00	0.00	480,777.34	0.00	713,222.66	0.00	0.00
<b>Professional Services</b>		<b>204,000.00</b>	<b>591,808.00</b>	<b>795,808.00</b>	<b>204,000.00</b>	<b>591,808.00</b>	<b>0.00</b>	<b>0.00</b>	<b>795,808.00</b>	<b>17,697.91</b>	<b>340,195.74</b>	<b>0.00</b>	<b>0.00</b>	<b>357,893.65</b>	<b>17,697.91</b>	<b>340,195.74</b>	<b>0.00</b>	<b>0.00</b>	<b>357,893.65</b>	<b>0.00</b>	<b>437,914.35</b>	<b>0.00</b>	<b>0.00</b>
Legal Services	5021101000	4,000.00	14,476.00	18,476.00	4,000.00	14,476.00	0.00	0.00	18,476.00	0.00	18,476.00	0.00	0.00	18,476.00	0.00	18,476.00	0.00	0.00	18,476.00	0.00	0.00	0.00	0.00
Consultancy Services	5021103000	200,000.00	0.00	200,000.00	200,000.00	0.00	0.00	0.00	200,000.00	0.00	0.00	0.00	0.00	0.00	0.00	0.00	0.00	0.00	0.00	0.00	200,000.00	0.00	0.00
Consultancy Services	5021103002	200,000.00	0.00	200,000.00	200,000.00	0.00	0.00	0.00	200,000.00	0.00	0.00	0.00	0.00	0.00	0.00	0.00	0.00	0.00	0.00	0.00	200,000.00	0.00	0.00
Other Professional Services	5021199000	0.00	577,332.00	577,332.00	0.00	577,332.00	0.00	0.00	577,332.00	17,697.91	321,719.74	0.00	0.00	339,417.65	17,697.91	321,719.74	0.00	0.00	339,417.65	0.00	237,914.35	0.00	0.00
<b>General Services</b>		<b>9,496,000.00</b>	<b>(577,332.00)</b>	<b>8,918,668.00</b>	<b>9,496,000.00</b>	<b>(577,332.00)</b>	<b>0.00</b>	<b>0.00</b>	<b>8,918,668.00</b>	<b>1,921,985.11</b>	<b>5,846,870.31</b>	<b>0.00</b>	<b>0.00</b>	<b>7,768,855.42</b>	<b>740,394.91</b>	<b>2,771,777.28</b>	<b>0.00</b>	<b>0.00</b>	<b>3,512,172.19</b>	<b>0.00</b>	<b>1,819,812.58</b>	<b>736,212.84</b>	<b>3,520,470.39</b>
Janitorial Services	5021202000	2,029,000.00	82,313.22	2,111,313.22	2,029,000.00	82,313.22	0.00	0.00	2,111,313.22	113,367.34	1,997,945.88	0.00	0.00	2,111,313.22	113,367.34	696,285.00	0.00	0.00	809,652.34	0.00	0.00	177,129.74	1,124,531.14
Security Services	5021203000	1,569,000.00	58,765.47	1,627,765.47	1,569,000.00	58,765.47	0.00	0.00	1,627,765.47	1,627,765.47	0.00	0.00	0.00	1,627,765.47	446,175.27	354,477.06	0.00	0.00	800,652.33	0.00	0.00	118,159.02	708,954.12
Other General Services	5021299000	5,898,000.00	(718,410.69)	5,179,589.31	5,898,000.00	(718,410.69)	0.00	0.00	5,179,589.31	180,852.30	3,848,924.43	0.00	0.00	4,029,776.73	180,852.30	1,721,015.22	0.00	0.00	1,901,867.52	0.00	1,149,812.58	440,924.08	1,686,985.13
Other General Services - ICT Services	5021299001	900,000.00	(577,332.00)	322,668.00	900,000.00	(577,332.00)	0.00	0.00	322,668.00	0.00	0.00	0.00	0.00	0.00	0.00	0.00	0.00	0.00	0.00	0.00	322,668.00	0.00	0.00
Other General Services	5021299099	4,998,000.00	(141,078.69)	4,856,921.31	4,998,000.00	(141,078.69)	0.00	0.00	4,856,921.31	180,852.30	3,848,924.43	0.00	0.00	4,029,776.73	180,852.30	1,721,015.22	0.00	0.00	1,901,867.52	0.00	827,144.58	440,924.08	1,686,985.13
<b>Repairs and Maintenance</b>		<b>4,566,000.00</b>	<b>0.00</b>	<b>4,566,000.00</b>	<b>4,566,000.00</b>	<b>0.00</b>	<b>0.00</b>	<b>0.00</b>	<b>4,566,000.00</b>	<b>258,405.26</b>	<b>1,633,500.78</b>	<b>0.00</b>	<b>0.00</b>	<b>1,891,906.04</b>	<b>124,005.26</b>	<b>1,265,710.78</b>	<b>0.00</b>	<b>0.00</b>	<b>1,389,716.04</b>	<b>0.00</b>	<b>2,674,093.96</b>	<b>0.00</b>	<b>502,190.00</b>
Repairs and Maintenance - Buildings and Other	5021304000	350,000.00	(282,699.52)	67,300.48	350,000.00	(282,699.52)	0.00	0.00	67,300.48	60,000.00	0.00	0.00	0.00	60,000.00	0.00	60,000.00	0.00	0.00	60,000.00	0.00	7,300.48	0.00	0.00
Buildings	5021304001	350,000.00	(282,699.52)	67,300.48	350,000.00	(282,699.52)	0.00	0.00	67,300.48	60,000.00	0.00	0.00	0.00	60,000.00	0.00	60,000.00	0.00	0.00	60,000.00	0.00	7,300.48	0.00	0.00
Repairs and Maintenance - Machinery and	5021305000	2,966,000.00	0.00	2,966,000.00	2,966,000.00	0.00	0.00	0.00	2,966,000.00	83,200.00	1,022,490.00	0.00	0.00	1,105,690.00	8,800.00	594,700.00	0.00	0.00	603,500.00	0.00	2,031,210.00	0.00	502,190.00
Office Equipment	5021305002	0.00	122,900.00	122,900.00	0.00	122,900.00	0.00	0.00	122,900.00	35,200.00	87,700.00	0.00	0.00	122,900.00	8,800.00	87,700.00	0.00	0.00	96,500.00	0.00	0.00	0.00	26,400.00
Information and Communication Technology Equipment	5021305003	2,966,000.00	0.00	2,966,000.00	2,966,000.00	0.00	0.00	0.00	2,966,000.00	0.00	934,790.00	0.00	0.00	934,790.00	0.00	483,000.00	0.00	0.00	483,000.00	0.00	2,031,210.00	0.00	451,790.00
Disaster Response and Rescue Equipment	5021305009	0.00	48,000.00	48,000.00	0.00	48,000.00	0.00	0.00	48,000.00	48,000.00	0.00	0.00	0.00	48,000.00	0.00	24,000.00	0.00	0.00	24,000.00	0.00	0.00	0.00	


**SUMMARY OF APPROPRIATIONS, ALLOTMENTS, OBLIGATIONS, DISBURSEMENTS AND BALANCES BY OBJECT OF EXPENDITURES**  
**As at the Quarter Ending June 30, 2024**


Department : National Economic and Development Authority (NEDA)  
 Agency/Entity : Public-Private Partnership Center of the Philippines  
 Operating Unit : < not applicable >  
 Organization Code (UACS) : 24 005 0000000  
 Fund Cluster : 01 - Regular Agency Fund

X	Current Year Appropriations
	Supplemental Appropriations
	Continuing Appropriations

(e.g. UACS Fund Cluster: 01-Regular Agency Fund, 02-Foreign Assisted Projects Fund, 03-Special Account-Locally Funded/Domestic Grants Fund, and 04-Special Account-Foreign Assisted/Foreign Grants Fund)

Particulars	UACS CODE	Appropriations			Allotments			Obligations					Disbursements					Balances					
		Authorized Appropriations	Adjustments (Transfer To/From, Modifications/Augmentations)	Adjusted Appropriations	Allotments Received	Adjustments (Reductions, Modifications/Augmentations)	Transfer To	Transfer From	Adjusted Allotments	1st Quarter Ending March 31	2nd Quarter Ending June 30	3rd Quarter Ending September 30	4th Quarter Ending December 31	Total	1st Quarter Ending March 31	2nd Quarter Ending June 30	3rd Quarter Ending September 30	4th Quarter Ending December 31	Total	Unreleased Appropriations	Unobligated Allotments	Unpaid Obligations (15-20)=(23+24)	
																						Due and Demandable	Not Yet Due and Demandable
1	2	3	4	5=(3+4)	6	7	8	9	10=(6+(-7)-8+9)	11	12	13	14	15=(11+12+13+14)	16	17	18	19	20=(16+17+18+19)	21=(5-10)	22=(10-15)	23	24
Operating Lease	5029905006	42,122,000.00	0.00	42,122,000.00	42,122,000.00	0.00	0.00	0.00	42,122,000.00	12,788,979.58	19,186,581.91	0.00	0.00	31,975,561.49	12,427,506.85	7,275,472.40	0.00	0.00	19,702,979.25	0.00	10,146,438.51	3,068,145.56	9,204,436.68
Subscription Expenses	5029907000	12,787,000.00	(500,000.00)	12,287,000.00	12,787,000.00	(500,000.00)	0.00	0.00	12,287,000.00	1,998,648.28	0.00	0.00	0.00	1,998,648.28	1,998,648.28	0.00	0.00	0.00	1,998,648.28	0.00	10,288,351.72	0.00	0.00
ICT Software Subscription	5029907001	12,787,000.00	(500,000.00)	12,287,000.00	12,787,000.00	(500,000.00)	0.00	0.00	12,287,000.00	1,998,648.28	0.00	0.00	0.00	1,998,648.28	1,998,648.28	0.00	0.00	0.00	1,998,648.28	0.00	10,288,351.72	0.00	0.00
Capital Outlays		15,709,000.00	0.00	15,709,000.00	15,709,000.00	0.00	0.00	0.00	15,709,000.00	792,512.00	8,796,099.96	0.00	0.00	9,588,611.96	792,512.00	3,290,596.18	0.00	0.00	4,083,108.18	0.00	6,120,388.04	5,505,503.78	0.00
Property, Plant and Equipment Outlay		15,709,000.00	0.00	15,709,000.00	15,709,000.00	0.00	0.00	0.00	15,709,000.00	792,512.00	8,796,099.96	0.00	0.00	9,588,611.96	792,512.00	3,290,596.18	0.00	0.00	4,083,108.18	0.00	6,120,388.04	5,505,503.78	0.00
Machinery and Equipment Outlay	5060405000	15,709,000.00	0.00	15,709,000.00	15,709,000.00	0.00	0.00	0.00	15,709,000.00	792,512.00	8,796,099.96	0.00	0.00	9,588,611.96	792,512.00	3,290,596.18	0.00	0.00	4,083,108.18	0.00	6,120,388.04	5,505,503.78	0.00
Information and Communication Technology Equipment	5060405003	10,715,000.00	0.00	10,715,000.00	10,715,000.00	0.00	0.00	0.00	10,715,000.00	0.00	8,540,170.22	0.00	0.00	8,540,170.22	0.00	3,034,666.44	0.00	0.00	3,034,666.44	0.00	2,174,829.78	5,505,503.78	0.00
ICT Software	5060405015	4,994,000.00	0.00	4,994,000.00	4,994,000.00	0.00	0.00	0.00	4,994,000.00	792,512.00	255,929.74	0.00	0.00	1,048,441.74	792,512.00	255,929.74	0.00	0.00	1,048,441.74	0.00	3,945,558.26	0.00	0.00
<b>B. AUTOMATIC APPROPRIATIONS</b>		<b>9,672,000.00</b>	<b>0.00</b>	<b>9,672,000.00</b>	<b>9,672,000.00</b>	<b>0.00</b>	<b>0.00</b>	<b>0.00</b>	<b>9,672,000.00</b>	<b>2,004,014.22</b>	<b>3,065,096.43</b>	<b>0.00</b>	<b>0.00</b>	<b>5,069,110.65</b>	<b>2,004,014.22</b>	<b>3,065,096.43</b>	<b>0.00</b>	<b>0.00</b>	<b>5,069,110.65</b>	<b>0.00</b>	<b>4,602,889.35</b>	<b>0.00</b>	<b>0.00</b>
Retirement and Life Insurance Premiums		9,672,000.00	0.00	9,672,000.00	9,672,000.00	0.00	0.00	0.00	9,672,000.00	2,004,014.22	3,065,096.43	0.00	0.00	5,069,110.65	2,004,014.22	3,065,096.43	0.00	0.00	5,069,110.65	0.00	4,602,889.35	0.00	0.00
<b>C. SPECIAL PURPOSE FUNDS</b>		<b>0.00</b>	<b>6,585,699.00</b>	<b>6,585,699.00</b>	<b>0.00</b>	<b>6,585,699.00</b>	<b>0.00</b>	<b>0.00</b>	<b>6,585,699.00</b>	<b>0.00</b>	<b>1,310,194.39</b>	<b>0.00</b>	<b>0.00</b>	<b>1,310,194.39</b>	<b>0.00</b>	<b>1,137,757.43</b>	<b>0.00</b>	<b>0.00</b>	<b>1,137,757.43</b>	<b>0.00</b>	<b>5,275,504.61</b>	<b>172,436.96</b>	<b>0.00</b>
Miscellaneous Personnel Benefits Fund		0.00	4,440,426.00	4,440,426.00	0.00	4,440,426.00	0.00	0.00	4,440,426.00	0.00	0.00	0.00	0.00	0.00	0.00	0.00	0.00	0.00	0.00	0.00	4,440,426.00	0.00	0.00
Other Compensation	5010200000	0.00	4,440,426.00	4,440,426.00	0.00	4,440,426.00	0.00	0.00	4,440,426.00	0.00	0.00	0.00	0.00	0.00	0.00	0.00	0.00	0.00	0.00	0.00	4,440,426.00	0.00	0.00
Other Bonuses and Allowances		0.00	4,440,426.00	4,440,426.00	0.00	4,440,426.00	0.00	0.00	4,440,426.00	0.00	0.00	0.00	0.00	0.00	0.00	0.00	0.00	0.00	0.00	0.00	4,440,426.00	0.00	0.00
Performance Based Bonus - Civilian	5010299014	0.00	4,440,426.00	4,440,426.00	0.00	4,440,426.00	0.00	0.00	4,440,426.00	0.00	0.00	0.00	0.00	0.00	0.00	0.00	0.00	0.00	0.00	0.00	4,440,426.00	0.00	0.00
Pension and Gratuity Fund		0.00	2,145,273.00	2,145,273.00	0.00	2,145,273.00	0.00	0.00	2,145,273.00	0.00	1,310,194.39	0.00	0.00	1,310,194.39	0.00	1,137,757.43	0.00	0.00	1,137,757.43	0.00	835,078.61	172,436.96	0.00
Other Personnel Benefits	5010400000	0.00	2,145,273.00	2,145,273.00	0.00	2,145,273.00	0.00	0.00	2,145,273.00	0.00	1,310,194.39	0.00	0.00	1,310,194.39	0.00	1,137,757.43	0.00	0.00	1,137,757.43	0.00	835,078.61	172,436.96	0.00
Terminal Leave Benefits		0.00	2,145,273.00	2,145,273.00	0.00	2,145,273.00	0.00	0.00	2,145,273.00	0.00	1,310,194.39	0.00	0.00	1,310,194.39	0.00	1,137,757.43	0.00	0.00	1,137,757.43	0.00	835,078.61	172,436.96	0.00
Terminal Leave Benefits - Civilian	5010403001	0.00	2,145,273.00	2,145,273.00	0.00	2,145,273.00	0.00	0.00	2,145,273.00	0.00	1,310,194.39	0.00	0.00	1,310,194.39	0.00	1,137,757.43	0.00	0.00	1,137,757.43	0.00	835,078.61	172,436.96	0.00
<b>GRAND TOTAL</b>		<b>219,170,000.00</b>	<b>6,585,699.00</b>	<b>225,755,699.00</b>	<b>219,170,000.00</b>	<b>6,585,699.00</b>	<b>0.00</b>	<b>0.00</b>	<b>225,755,699.00</b>	<b>50,255,084.11</b>	<b>78,461,576.48</b>	<b>0.00</b>	<b>0.00</b>	<b>128,716,660.59</b>	<b>47,670,948.46</b>	<b>56,463,993.46</b>	<b>0.00</b>	<b>0.00</b>	<b>104,134,941.92</b>	<b>0.00</b>	<b>97,039,038.41</b>	<b>10,083,044.29</b>	<b>14,498,674.38</b>

Prepared by:   
 MARY ROAN S. SAN DIEGO  
 Administrative Officer V (Budget Officer III)  
 Date: July 15, 2024 08:48 AM

Certified Correct:   
 JO ANN F. MENDOZA  
 OIC - Chief (Accountant IV), Finance Division  
 Date: July 15, 2024 08:48 AM

Recommending Approval By:   
 CATALINA R. CARAAN  
 Director IV, Administrative Service  
 Date: July 26, 2024 04:33 PM

Approved:   
 ELAZAR E. RICOTE  
 Deputy Executive Director  
 Date: July 26, 2024 04:33 PM

**SUMMARY OF APPROPRIATIONS, ALLOTMENTS, OBLIGATIONS, DISBURSEMENTS AND BALANCES BY OBJECT OF EXPENDITURES**  
**As at the Quarter Ending June 30, 2024**

Department : National Economic and Development Authority (NEDA)  
 Agency/Entity : Public-Private Partnership Center of the Philippines  
 Operating Unit : < not applicable >  
 Organization Code (UACS) : 24 005 0000000  
 Fund Cluster : 01 - Regular Agency Fund

	Current Year Appropriations
	Supplemental Appropriations
X	Continuing Appropriations

(e.g. UACS Fund Cluster: 01-Regular Agency Fund, 02-Foreign Assisted Projects Fund, 03-Special Account-Locally Funded/Domestic Grants Fund, and 04-Special Account-Foreign Assisted/Foreign Grants Fund)

Particulars	UACS CODE	Appropriations			Allotments						Obligations					Disbursements					Balances			
		Authorized Appropriations	Adjustments (Transfer To/From, Modifications/Augmentations)	Adjusted Appropriations	Allotments		Adjustments (Reductions, Modifications/Augmentations)	Transfer To	Transfer From	Adjusted Allotments	1st Quarter Ending March 31	2nd Quarter Ending June 30	3rd Quarter Ending September 30	4th Quarter Ending December 31	Total	1st Quarter Ending March 31	2nd Quarter Ending June 30	3rd Quarter Ending September 30	4th Quarter Ending December 31	Total	Unused Funds		Unpaid Obligations (16-21)=(24+25)	
					SARO	Unobligated															Unreleased Appropriations	Unobligated Allotments	Due and Demandable	Not Yet Due and Demandable
1	2	3	4	5=(3+4)	6	7	8	9	10	11=(6+7+(8)-9+10)	12	13	14	15	16=(12+13+14+15)	17	18	19	20	21=(17+18+19+20)	22=(5-11)	23=(11-16)	24	25
<b>SUMMARY</b>		0.00	0.00	0.00	0.00	2,716,665.21	0.00	0.00	0.00	2,716,665.21	1,496,443.45	204,137.73	0.00	0.00	1,700,581.18	1,496,443.45	204,137.73	0.00	0.00	1,700,581.18	0.00	1,016,084.03	0.00	0.00
Unreleased Appropriations		0.00	0.00	0.00	0.00	0.00	0.00	0.00	0.00	0.00	0.00	0.00	0.00	0.00	0.00	0.00	0.00	0.00	0.00	0.00	0.00	0.00	0.00	
<b>I. AGENCY SPECIFIC BUDGET</b>		0.00	0.00	0.00	0.00	0.00	0.00	0.00	0.00	0.00	0.00	0.00	0.00	0.00	0.00	0.00	0.00	0.00	0.00	0.00	0.00	0.00	0.00	
Maintenance and Other Operating Expenses		0.00	0.00	0.00	0.00	0.00	0.00	0.00	0.00	0.00	0.00	0.00	0.00	0.00	0.00	0.00	0.00	0.00	0.00	0.00	0.00	0.00	0.00	
Traveling Expenses		0.00	0.00	0.00	0.00	0.00	0.00	0.00	0.00	0.00	0.00	0.00	0.00	0.00	0.00	0.00	0.00	0.00	0.00	0.00	0.00	0.00	0.00	
Traveling Expenses - Local	5020101000	0.00	0.00	0.00	0.00	0.00	0.00	0.00	0.00	0.00	0.00	0.00	0.00	0.00	0.00	0.00	0.00	0.00	0.00	0.00	0.00	0.00	0.00	
Traveling Expenses - Foreign	5020102000	0.00	0.00	0.00	0.00	0.00	0.00	0.00	0.00	0.00	0.00	0.00	0.00	0.00	0.00	0.00	0.00	0.00	0.00	0.00	0.00	0.00	0.00	
Training and Scholarship Expenses		0.00	0.00	0.00	0.00	0.00	0.00	0.00	0.00	0.00	0.00	0.00	0.00	0.00	0.00	0.00	0.00	0.00	0.00	0.00	0.00	0.00	0.00	
Training Expenses	5020201000	0.00	0.00	0.00	0.00	0.00	0.00	0.00	0.00	0.00	0.00	0.00	0.00	0.00	0.00	0.00	0.00	0.00	0.00	0.00	0.00	0.00	0.00	
Training Expenses	5020201002	0.00	0.00	0.00	0.00	0.00	0.00	0.00	0.00	0.00	0.00	0.00	0.00	0.00	0.00	0.00	0.00	0.00	0.00	0.00	0.00	0.00	0.00	
Supplies and Materials Expenses		0.00	0.00	0.00	0.00	0.00	0.00	0.00	0.00	0.00	0.00	0.00	0.00	0.00	0.00	0.00	0.00	0.00	0.00	0.00	0.00	0.00	0.00	
Office Supplies Expenses	5020301000	0.00	0.00	0.00	0.00	0.00	0.00	0.00	0.00	0.00	0.00	0.00	0.00	0.00	0.00	0.00	0.00	0.00	0.00	0.00	0.00	0.00	0.00	
Office Supplies Expenses	5020301002	0.00	0.00	0.00	0.00	0.00	0.00	0.00	0.00	0.00	0.00	0.00	0.00	0.00	0.00	0.00	0.00	0.00	0.00	0.00	0.00	0.00	0.00	
Utility Expenses		0.00	0.00	0.00	0.00	0.00	0.00	0.00	0.00	0.00	0.00	0.00	0.00	0.00	0.00	0.00	0.00	0.00	0.00	0.00	0.00	0.00	0.00	
Water Expenses	5020401000	0.00	0.00	0.00	0.00	0.00	0.00	0.00	0.00	0.00	0.00	0.00	0.00	0.00	0.00	0.00	0.00	0.00	0.00	0.00	0.00	0.00	0.00	
Communication Expenses		0.00	0.00	0.00	0.00	0.00	0.00	0.00	0.00	0.00	0.00	0.00	0.00	0.00	0.00	0.00	0.00	0.00	0.00	0.00	0.00	0.00	0.00	
Telephone Expenses	5020502000	0.00	0.00	0.00	0.00	0.00	0.00	0.00	0.00	0.00	0.00	0.00	0.00	0.00	0.00	0.00	0.00	0.00	0.00	0.00	0.00	0.00	0.00	
Mobile	5020502001	0.00	0.00	0.00	0.00	0.00	0.00	0.00	0.00	0.00	0.00	0.00	0.00	0.00	0.00	0.00	0.00	0.00	0.00	0.00	0.00	0.00	0.00	
Landline	5020502002	0.00	0.00	0.00	0.00	0.00	0.00	0.00	0.00	0.00	0.00	0.00	0.00	0.00	0.00	0.00	0.00	0.00	0.00	0.00	0.00	0.00	0.00	
Confidential, Intelligence and Extraordinary		0.00	0.00	0.00	0.00	0.00	0.00	0.00	0.00	0.00	0.00	0.00	0.00	0.00	0.00	0.00	0.00	0.00	0.00	0.00	0.00	0.00	0.00	
Extraordinary and Miscellaneous Expenses	5021003000	0.00	0.00	0.00	0.00	0.00	0.00	0.00	0.00	0.00	0.00	0.00	0.00	0.00	0.00	0.00	0.00	0.00	0.00	0.00	0.00	0.00	0.00	
Professional Services		0.00	0.00	0.00	0.00	0.00	0.00	0.00	0.00	0.00	0.00	0.00	0.00	0.00	0.00	0.00	0.00	0.00	0.00	0.00	0.00	0.00	0.00	
Legal Services	5021101000	0.00	0.00	0.00	0.00	0.00	0.00	0.00	0.00	0.00	0.00	0.00	0.00	0.00	0.00	0.00	0.00	0.00	0.00	0.00	0.00	0.00	0.00	
Consultancy Services	5021103000	0.00	0.00	0.00	0.00	0.00	0.00	0.00	0.00	0.00	0.00	0.00	0.00	0.00	0.00	0.00	0.00	0.00	0.00	0.00	0.00	0.00	0.00	
Consultancy Services	5021103002	0.00	0.00	0.00	0.00	0.00	0.00	0.00	0.00	0.00	0.00	0.00	0.00	0.00	0.00	0.00	0.00	0.00	0.00	0.00	0.00	0.00	0.00	
Other Professional Services	5021199000	0.00	0.00	0.00	0.00	0.00	0.00	0.00	0.00	0.00	0.00	0.00	0.00	0.00	0.00	0.00	0.00	0.00	0.00	0.00	0.00	0.00	0.00	
General Services		0.00	0.00	0.00	0.00	0.00	0.00	0.00	0.00	0.00	0.00	0.00	0.00	0.00	0.00	0.00	0.00	0.00	0.00	0.00	0.00	0.00	0.00	
Other General Services	5021299000	0.00	0.00	0.00	0.00	0.00	0.00	0.00	0.00	0.00	0.00	0.00	0.00	0.00	0.00	0.00	0.00	0.00	0.00	0.00	0.00	0.00	0.00	
Other General Services - ICT Services	5021299001	0.00	0.00	0.00	0.00	0.00	0.00	0.00	0.00	0.00	0.00	0.00	0.00	0.00	0.00	0.00	0.00	0.00	0.00	0.00	0.00	0.00	0.00	
Repairs and Maintenance		0.00	0.00	0.00	0.00	0.00	0.00	0.00	0.00	0.00	0.00	0.00	0.00	0.00	0.00	0.00	0.00	0.00	0.00	0.00	0.00	0.00	0.00	
Repairs and Maintenance - Buildings and Other	5021304000	0.00	0.00	0.00	0.00	0.00	0.00	0.00	0.00	0.00	0.00	0.00	0.00	0.00	0.00	0.00	0.00	0.00	0.00	0.00	0.00	0.00	0.00	
Buildings	5021304001	0.00	0.00	0.00	0.00	0.00	0.00	0.00	0.00	0.00	0.00	0.00	0.00	0.00	0.00	0.00	0.00	0.00	0.00	0.00	0.00	0.00	0.00	
Repairs and Maintenance - Machinery and	5021305000	0.00	0.00	0.00	0.00	0.00	0.00	0.00	0.00	0.00	0.00	0.00	0.00	0.00	0.00	0.00	0.00	0.00	0.00	0.00	0.00	0.00	0.00	
Office Equipment	5021305002	0.00	0.00	0.00	0.00	0.00	0.00	0.00	0.00	0.00	0.00	0.00	0.00	0.00	0.00	0.00	0.00	0.00	0.00	0.00	0.00	0.00	0.00	
Information and Communication Technology	5021305003	0.00	0.00	0.00	0.00	0.00	0.00	0.00	0.00	0.00	0.00	0.00	0.00	0.00	0.00	0.00	0.00	0.00	0.00	0.00	0.00	0.00	0.00	
Other Maintenance and Operating Expenses		0.00	0.00	0.0																				



**SUMMARY OF APPROPRIATIONS, ALLOTMENTS, OBLIGATIONS, DISBURSEMENTS AND BALANCES BY OBJECT OF EXPENDITURES**  
**As at the Quarter Ending June 30, 2024**

Department : National Economic and Development Authority (NEDA)  
 Agency/Entity : Public-Private Partnership Center of the Philippines  
 Operating Unit : < not applicable >  
 Organization Code (UACS) : 24 005 0000000  
 Fund Cluster : 01 - Regular Agency Fund

	Current Year Appropriations
	Supplemental Appropriations
X	Continuing Appropriations


(e.g. UACS Fund Cluster: 01-Regular Agency Fund, 02-Foreign Assisted Projects Fund, 03-Special Account-Locally Funded/Domestic Grants Fund, and 04-Special Account-Foreign Assisted/Foreign Grants Fund)


Particulars	UACS CODE	Appropriations			Allotments						Obligations					Disbursements					Balances			
		Authorized Appropriations	Adjustments (Transfer To/From, Modifications/Augmentations)	Adjusted Appropriations	Allotments		Adjustments (Reductions, Modifications/Augmentations)	Transfer To	Transfer From	Adjusted Allotments	1st Quarter Ending March 31	2nd Quarter Ending June 30	3rd Quarter Ending September 30	4th Quarter Ending December 31	Total	1st Quarter Ending March 31	2nd Quarter Ending June 30	3rd Quarter Ending September 30	4th Quarter Ending December 31	Total	Unused Funds		Unpaid Obligations (16-21)=(24+25)	
					SARO	Unobligated															Unreleased Appropriations	Unobligated Allotments	Due and Demandable	Not Yet Due and Demandable
1	2	3	4	5=(3+4)	6	7	8	9	10	11=[(6+7+(8)-9)+10]	12	13	14	15	16=(12+13+14+15)	17	18	19	20	21=(17+18+19+20)	22=(5-11)	23=(11-16)	24	25
<b>Training and Scholarship Expenses</b>		0.00	0.00	0.00	0.00	124,799.77	0.00	0.00	0.00	124,799.77	4,832.50	0.00	0.00	0.00	4,832.50	4,832.50	0.00	0.00	0.00	4,832.50	0.00	119,967.27	0.00	0.00
Training Expenses	5020201000	0.00	0.00	0.00	0.00	124,799.77	0.00	0.00	0.00	124,799.77	4,832.50	0.00	0.00	0.00	4,832.50	4,832.50	0.00	0.00	0.00	4,832.50	0.00	119,967.27	0.00	0.00
Training Expenses	5020201002	0.00	0.00	0.00	0.00	124,799.77	0.00	0.00	0.00	124,799.77	4,832.50	0.00	0.00	0.00	4,832.50	4,832.50	0.00	0.00	0.00	4,832.50	0.00	119,967.27	0.00	0.00
<b>Supplies and Materials Expenses</b>		0.00	0.00	0.00	0.00	28,869.65	0.00	0.00	0.00	28,869.65	0.00	9,400.00	0.00	0.00	9,400.00	0.00	9,400.00	0.00	0.00	9,400.00	0.00	19,469.65	0.00	0.00
Office Supplies Expenses	5020301000	0.00	0.00	0.00	0.00	28,869.65	0.00	0.00	0.00	28,869.65	0.00	9,400.00	0.00	0.00	9,400.00	0.00	9,400.00	0.00	0.00	9,400.00	0.00	19,469.65	0.00	0.00
Office Supplies Expenses	5020301002	0.00	0.00	0.00	0.00	28,869.65	0.00	0.00	0.00	28,869.65	0.00	9,400.00	0.00	0.00	9,400.00	0.00	9,400.00	0.00	0.00	9,400.00	0.00	19,469.65	0.00	0.00
<b>Utility Expenses</b>		0.00	0.00	0.00	0.00	0.00	1,539.00	0.00	0.00	1,539.00	1,539.00	0.00	0.00	0.00	1,539.00	1,539.00	0.00	0.00	0.00	1,539.00	0.00	0.00	0.00	0.00
Water Expenses	5020401000	0.00	0.00	0.00	0.00	0.00	1,539.00	0.00	0.00	1,539.00	1,539.00	0.00	0.00	0.00	1,539.00	1,539.00	0.00	0.00	0.00	1,539.00	0.00	0.00	0.00	0.00
<b>Communication Expenses</b>		0.00	0.00	0.00	0.00	11,970.27	0.00	0.00	0.00	11,970.27	0.00	0.00	0.00	0.00	0.00	0.00	0.00	0.00	0.00	0.00	0.00	11,970.27	0.00	0.00
Telephone Expenses	5020502000	0.00	0.00	0.00	0.00	11,970.27	0.00	0.00	0.00	11,970.27	0.00	0.00	0.00	0.00	0.00	0.00	0.00	0.00	0.00	0.00	0.00	11,970.27	0.00	0.00
Mobile	5020502001	0.00	0.00	0.00	0.00	11,955.84	0.00	0.00	0.00	11,955.84	0.00	0.00	0.00	0.00	0.00	0.00	0.00	0.00	0.00	0.00	0.00	11,955.84	0.00	0.00
Landline	5020502002	0.00	0.00	0.00	0.00	14.43	0.00	0.00	0.00	14.43	0.00	0.00	0.00	0.00	0.00	0.00	0.00	0.00	0.00	0.00	0.00	14.43	0.00	0.00
<b>Confidential, Intelligence and Extraordinary</b>		0.00	0.00	0.00	0.00	25,535.84	0.00	0.00	0.00	25,535.84	0.00	0.00	0.00	0.00	0.00	0.00	0.00	0.00	0.00	0.00	0.00	25,535.84	0.00	0.00
Extraordinary and Miscellaneous Expenses	5021003000	0.00	0.00	0.00	0.00	25,535.84	0.00	0.00	0.00	25,535.84	0.00	0.00	0.00	0.00	0.00	0.00	0.00	0.00	0.00	0.00	0.00	25,535.84	0.00	0.00
<b>Professional Services</b>		0.00	0.00	0.00	0.00	378,974.00	0.00	0.00	0.00	378,974.00	194,971.89	159,826.41	0.00	0.00	354,798.30	194,971.89	159,826.41	0.00	0.00	354,798.30	0.00	24,175.70	0.00	0.00
Legal Services	5021101000	0.00	0.00	0.00	0.00	2,800.00	0.00	0.00	0.00	2,800.00	0.00	0.00	0.00	0.00	0.00	0.00	0.00	0.00	0.00	0.00	0.00	2,800.00	0.00	0.00
Consultancy Services	5021103000	0.00	0.00	0.00	0.00	70,000.00	0.00	0.00	0.00	70,000.00	61,950.00	0.00	0.00	0.00	61,950.00	61,950.00	0.00	0.00	0.00	61,950.00	0.00	8,050.00	0.00	0.00
Consultancy Services	5021103002	0.00	0.00	0.00	0.00	70,000.00	0.00	0.00	0.00	70,000.00	61,950.00	0.00	0.00	0.00	61,950.00	61,950.00	0.00	0.00	0.00	61,950.00	0.00	8,050.00	0.00	0.00
Other Professional Services	5021199000	0.00	0.00	0.00	0.00	306,174.00	0.00	0.00	0.00	306,174.00	133,021.89	159,826.41	0.00	0.00	292,848.30	133,021.89	159,826.41	0.00	0.00	292,848.30	0.00	13,325.70	0.00	0.00
<b>General Services</b>		0.00	0.00	0.00	0.00	0.00	0.00	0.00	0.00	0.00	0.00	0.00	0.00	0.00	0.00	0.00	0.00	0.00	0.00	0.00	0.00	0.00	0.00	0.00
Other General Services	5021299000	0.00	0.00	0.00	0.00	0.00	0.00	0.00	0.00	0.00	0.00	0.00	0.00	0.00	0.00	0.00	0.00	0.00	0.00	0.00	0.00	0.00	0.00	0.00
Other General Services - ICT Services	5021299001	0.00	0.00	0.00	0.00	0.00	0.00	0.00	0.00	0.00	0.00	0.00	0.00	0.00	0.00	0.00	0.00	0.00	0.00	0.00	0.00	0.00	0.00	0.00
<b>Repairs and Maintenance</b>		0.00	0.00	0.00	0.00	390,120.95	(1,539.00)	0.00	0.00	388,581.95	5,820.37	0.00	0.00	0.00	5,820.37	5,820.37	0.00	0.00	0.00	5,820.37	0.00	382,761.58	0.00	0.00
Repairs and Maintenance - Buildings and Other	5021304000	0.00	0.00	0.00	0.00	2,070.51	(1,539.00)	0.00	0.00	531.51	0.00	0.00	0.00	0.00	0.00	0.00	0.00	0.00	0.00	0.00	0.00	531.51	0.00	0.00
Buildings	5021304001	0.00	0.00	0.00	0.00	2,070.51	(1,539.00)	0.00	0.00	531.51	0.00	0.00	0.00	0.00	0.00	0.00	0.00	0.00	0.00	0.00	0.00	531.51	0.00	0.00
Repairs and Maintenance - Machinery and	5021305000	0.00	0.00	0.00	0.00	388,050.44	0.00	0.00	0.00	388,050.44	5,820.37	0.00	0.00	0.00	5,820.37	5,820.37	0.00	0.00	0.00	5,820.37	0.00	382,230.07	0.00	0.00
Office Equipment	5021305002	0.00	0.00	0.00	0.00	20,174.44	0.00	0.00	0.00	20,174.44	0.00	0.00	0.00	0.00	0.00	0.00	0.00	0.00	0.00	0.00	0.00	20,174.44	0.00	0.00
Information and Communication Technology	5021305003	0.00	0.00	0.00	0.00	367,876.00	0.00	0.00	0.00	367,876.00	5,820.37	0.00	0.00	0.00	5,820.37	5,820.37	0.00	0.00	0.00	5,820.37	0.00	362,055.63	0.00	0.00
<b>Other Maintenance and Operating Expenses</b>		0.00	0.00	0.00	0.00	1,419,269.57	0.00	0.00	0.00	1,419,269.57	996,878.00	19,543.82	0.00	0.00	1,016,421.82	996,878.00	19,543.82	0.00	0.00	1,016,421.82	0.00	402,847.75	0.00	0.00
Printing and Publication Expenses	5029902000	0.00	0.00	0.00	0.00	240,552.78	0.00	0.00	0.00	240,552.78	106,848.00	0.00	0.00	0.00	106,848.00	106,848.00	0.00	0.00	0.00	106,848.00	0.00	133,704.78	0.00	0.00
Representation Expenses	5029903000	0.00	0.00	0.00	0.00	183,545.79	0.00	0.00	0.00	183,545.79	2,030.00	19,543.82	0.00	0.00	21,573.82	2,030.00	19,543.82	0.00	0.00	21,573.82	0.00	161,971.97	0.00	0.00
Transportation and Delivery Expenses	5029904000	0.00	0.00	0.00	0.00	171.00	0.00	0.00	0.00															

**STATEMENT OF APPROVED BUDGET, UTILIZATIONS, DISBURSEMENTS AND BALANCES**  
**(For Off-Budgetary Funds)**  
**As at the Quarter Ending June 30, 2024**

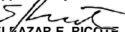
Department : National Economic and Development Authority (NEDA)  
 Agency/Entity : Public-Private Partnership Center of the Philippines  
 Operating Unit : < not applicable >  
 Organization Code (UACS) : 24 005 0000000  
 Fund Cluster : 06 - Business Related Funds  
 (e.g. UACS Fund Cluster: 05-Internally Generated Funds and 06-Business Related Funds)

Particulars	UACS CODE	Approved Budget			Utilizations					Disbursements					Balances		
		Approved Budgeted Revenue	Adjustments (Reductions, Modifications/ Augmentations)	Adjusted Budgeted Revenue	1st Quarter Ending March 31	2nd Quarter Ending June 30	3rd Quarter Ending September 30	4th Quarter Ending December 31	Total	1st Quarter Ending March 31	2nd Quarter Ending June 30	3rd Quarter Ending September 30	4th Quarter Ending December 31	Total	Unutilized Budget	Unpaid Obligations (10-15)=(17+18)	
																Due and Demandable	Not Yet Due and Demandable
1	2	3	4	5=[(3+(-)4)]	6	7	8	9	10=(6+7+8+9)	11	12	13	14	15=(11+12+13+14)	16=(5-10)	17	18
<b>Operations</b>	3000000000000000	1,443,203,000.00	0.00	1,443,203,000.00	41,994,470.70	9,978,367.79	0.00	0.00	51,972,838.49	41,994,470.70	9,978,367.79	0.00	0.00	51,972,838.49	1,391,230,161.51	0.00	0.00
OO : Greater private sector participation thru Public-Private Partnership to accelerate provision of safe, efficient, reliable and sustainable infrastructure and development projects q	3100000000000000	1,443,203,000.00	0.00	1,443,203,000.00	41,994,470.70	9,978,367.79	0.00	0.00	51,972,838.49	41,994,470.70	9,978,367.79	0.00	0.00	51,972,838.49	1,391,230,161.51	0.00	0.00
PUBLIC-PRIVATE PARTNERSHIP MANAGEMENT PROGRAM	3101000000000000	1,443,203,000.00	0.00	1,443,203,000.00	41,994,470.70	9,978,367.79	0.00	0.00	51,972,838.49	41,994,470.70	9,978,367.79	0.00	0.00	51,972,838.49	1,391,230,161.51	0.00	0.00
Management and Administration of the Project Development and Monitoring Facility (PDMF) Funds	310100100002000	1,443,203,000.00	0.00	1,443,203,000.00	41,994,470.70	9,978,367.79	0.00	0.00	51,972,838.49	41,994,470.70	9,978,367.79	0.00	0.00	51,972,838.49	1,391,230,161.51	0.00	0.00
MOOE		1,443,203,000.00	0.00	1,443,203,000.00	41,994,470.70	9,978,367.79	0.00	0.00	51,972,838.49	41,994,470.70	9,978,367.79	0.00	0.00	51,972,838.49	1,391,230,161.51	0.00	0.00
<b>Sub-Total, Operations</b>		1,443,203,000.00	0.00	1,443,203,000.00	41,994,470.70	9,978,367.79	0.00	0.00	51,972,838.49	41,994,470.70	9,978,367.79	0.00	0.00	51,972,838.49	1,391,230,161.51	0.00	0.00
PS		0.00	0.00	0.00	0.00	0.00	0.00	0.00	0.00	0.00	0.00	0.00	0.00	0.00	0.00	0.00	0.00
MOOE		1,443,203,000.00	0.00	1,443,203,000.00	41,994,470.70	9,978,367.79	0.00	0.00	51,972,838.49	41,994,470.70	9,978,367.79	0.00	0.00	51,972,838.49	1,391,230,161.51	0.00	0.00
FinEx (if Applicable)		0.00	0.00	0.00	0.00	0.00	0.00	0.00	0.00	0.00	0.00	0.00	0.00	0.00	0.00	0.00	0.00
CO		0.00	0.00	0.00	0.00	0.00	0.00	0.00	0.00	0.00	0.00	0.00	0.00	0.00	0.00	0.00	0.00
<b>GRAND TOTAL</b>		1,443,203,000.00	0.00	1,443,203,000.00	41,994,470.70	9,978,367.79	0.00	0.00	51,972,838.49	41,994,470.70	9,978,367.79	0.00	0.00	51,972,838.49	1,391,230,161.51	0.00	0.00
PS		0.00	0.00	0.00	0.00	0.00	0.00	0.00	0.00	0.00	0.00	0.00	0.00	0.00	0.00	0.00	0.00
MOOE		1,443,203,000.00	0.00	1,443,203,000.00	41,994,470.70	9,978,367.79	0.00	0.00	51,972,838.49	41,994,470.70	9,978,367.79	0.00	0.00	51,972,838.49	1,391,230,161.51	0.00	0.00
FinEx (if Applicable)		0.00	0.00	0.00	0.00	0.00	0.00	0.00	0.00	0.00	0.00	0.00	0.00	0.00	0.00	0.00	0.00
CO		0.00	0.00	0.00	0.00	0.00	0.00	0.00	0.00	0.00	0.00	0.00	0.00	0.00	0.00	0.00	0.00

Prepared by:   
 MARY ROAN S. SAN DIEGO  
 Administrative Officer V (Budget Officer III)  
 Date: July 26, 2024 04:09 PM

Certified Correct:   
 JO ANN Y. MENDOZA  
 OIC - Chief (Accountant IV), Finance Division  
 Date: July 26, 2024 04:09 PM

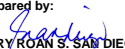
Recommending Approval By:   
 CATALINA R. CARAAN  
 Director IV, Administrative Service  
 Date: July 26, 2024 04:36 PM


Approved By:   
 ELEAZAR E. RICOTE  
 Deputy Executive Director  
 Date: July 26, 2024 04:36 PM

**SUMMARY OF APPROVED BUDGET, UTILIZATIONS, DISBURSEMENTS AND BALANCES BY OBJECT OF EXPENDITURES**  
**(For Off-Budgetary Funds)**  
**As at the Quarter Ending June 30, 2024**

Department : National Economic and Development Authority (NEDA)  
 Agency/Entity : Public-Private Partnership Center of the Philippines  
 Operating Unit : < not applicable >  
 Organization Code (UACS) : 24 005 0000000  
 Fund Cluster : 06 - Business Related Funds  
 (e.g. UACS Fund Cluster: 05-Internally Generated Funds and 06-Business Related Funds)

Particulars	UACS CODE	Approved Budget			Utilizations					Disbursements					Balances			
		Approved Budgeted Revenue	Adjustments (Reductions, Modifications/ Augmentations)	Adjusted Budgeted Revenue	1st Quarter Ending March 31	2nd Quarter Ending June 30	3rd Quarter Ending September 30	4th Quarter Ending December 31	Total	1st Quarter Ending March 31	2nd Quarter Ending June 30	3rd Quarter Ending September 30	4th Quarter Ending December 31	Total	Unutilized Budget	Unpaid Obligations (10-15)=(17+18)		
																Due and Demandable	Not Yet Due and Demandable	
1	2	3	4	5=[(3+(-)4)]	6	7	8	9	10=(6+7+8+9)	11	12	13	14	15=(11+12+13+14)	16=(5-10)	17	18	
<b>SUMMARY</b>																		
<b>A. AGENCY SPECIFIC BUDGET</b>																		
<b>Maintenance and Other Operating Expenses</b>		1,443,203,000.00	0.00	1,443,203,000.00	41,994,470.70	9,978,367.79	0.00	0.00	51,972,838.49	41,994,470.70	9,978,367.79	0.00	0.00	51,972,838.49	1,391,230,161.51	0.00	0.00	
Professional Services	5021100000	1,443,203,000.00	0.00	1,443,203,000.00	41,956,130.63	9,940,000.00	0.00	0.00	51,896,130.63	41,956,130.63	9,940,000.00	0.00	0.00	51,896,130.63	1,391,306,869.37	0.00	0.00	
Consultancy Services	5021103000	1,443,203,000.00	0.00	1,443,203,000.00	41,956,130.63	9,940,000.00	0.00	0.00	51,896,130.63	41,956,130.63	9,940,000.00	0.00	0.00	51,896,130.63	1,391,306,869.37	0.00	0.00	
Consultancy Services	5021103002	1,443,203,000.00	0.00	1,443,203,000.00	41,956,130.63	9,940,000.00	0.00	0.00	51,896,130.63	41,956,130.63	9,940,000.00	0.00	0.00	51,896,130.63	1,391,306,869.37	0.00	0.00	
Taxes, Insurance Premiums and Other Fees	5021500000	0.00	0.00	0.00	38,340.07	38,367.79	0.00	0.00	76,707.86	38,340.07	38,367.79	0.00	0.00	76,707.86	(76,707.86)	0.00	0.00	
Taxes, Duties and Licenses	5021501000	0.00	0.00	0.00	38,340.07	38,367.79	0.00	0.00	76,707.86	38,340.07	38,367.79	0.00	0.00	76,707.86	(76,707.86)	0.00	0.00	
Taxes, Duties and Licenses	5021501001	0.00	0.00	0.00	38,340.07	38,367.79	0.00	0.00	76,707.86	38,340.07	38,367.79	0.00	0.00	76,707.86	(76,707.86)	0.00	0.00	
<b>GRAND TOTAL</b>		1,443,203,000.00	0.00	1,443,203,000.00	41,994,470.70	9,978,367.79	0.00	0.00	51,972,838.49	41,994,470.70	9,978,367.79	0.00	0.00	51,972,838.49	1,391,230,161.51	0.00	0.00	

Prepared by:   
**MARY ROAN S. SAN DIEGO**  
 Administrative Officer V (Budget Officer III)  
 Date: July 26, 2024 04:09 PM

Certified Correct:   
**JO ANN M. MENDOZA**  
 OIC - Chief (Accountant IV), Finance Division  
 Date: July 26, 2024 04:09 PM

Recommending Approval By:   
**CATALINA R. CARAAN**  
 Director IV, Administrative Service  
 Date: July 26, 2024 04:37 PM

Approved By:   
**ELEAZAR E. RICOTE**  
 Deputy Executive Director  
 Date: July 26, 2024 04:37 PM

**MONTHLY REPORT OF DISBURSEMENTS**  
For the month of April 2024


Department : National Economic and Development Authority (NEDA)  
 Agency/Entity : Public-Private Partnership Center of the Philippines  
 Operating Unit : < not applicable >  
 Organization Code (UACS) : 24 005 000000  
 Fund Cluster : 01 - Regular Agency Fund  
 (e.g. UACS Fund Cluster: 01-Regular Agency Fund, 02-Foreign Assisted Projects Fund, 03-Special Account-Locally Funded/Domestic Grants Fund, etc.)

Particulars	Current Year Budget					Prior Year's Budget											SUB-TOTAL	Trust Liabilities				Grand Total					Remarks
	PS	MOOE	FinEx	CO	TOTAL	Prior Year's Accounts Payable					Current Year's Accounts Payable					TOTAL		PS	MOOE	CO	TOTAL	PS	MOOE	FinEx	CO	TOTAL	
						PS	MOOE	FinEx	CO	Sub-Total	PS	MOOE	FinEx	CO	Sub-Total												
1	2	3	4	5	6=(2+3+4+5)	7	8	9	10	11=(7+8+9+10)	12	13	14	15	16=	17=(11+16)	18=(6+17)	19	20	21	22=(19+20+21)	23	24	25	26	27=(23+24+25+26)	28
CASH DISBURSEMENTS	5,569,360.21	6,539,830.93	0.00	2,074,563.85	14,183,754.99	0.00	0.00	0.00	0.00	0.00	0.00	14,991.06	0.00	0.00	14,991.06	14,991.06	14,198,746.05	0.00	0.00	0.00	0.00	5,569,360.21	6,554,821.99	0.00	2,074,563.85	14,198,746.05	
Notice of Cash Allocation (NCA)	5,569,360.21	6,539,830.93	0.00	2,074,563.85	14,183,754.99	0.00	0.00	0.00	0.00	0.00	0.00	14,991.06	0.00	0.00	14,991.06	14,991.06	14,198,746.05	0.00	0.00	0.00	0.00	5,569,360.21	6,554,821.99	0.00	2,074,563.85	14,198,746.05	
MDS Checks Issued	0.00	911,773.18	0.00	0.00	911,773.18	0.00	0.00	0.00	0.00	0.00	0.00	0.00	0.00	0.00	0.00	0.00	911,773.18	0.00	0.00	0.00	0.00	0.00	911,773.18	0.00	0.00	0.00	911,773.18
Advice to Debit Account	5,569,360.21	5,628,057.75	0.00	2,074,563.85	13,271,981.81	0.00	0.00	0.00	0.00	0.00	0.00	14,991.06	0.00	0.00	14,991.06	14,991.06	13,286,972.87	0.00	0.00	0.00	0.00	5,569,360.21	5,643,048.81	0.00	2,074,563.85	13,286,972.87	
Notice of Transfer Allocations (NTA)	0.00	0.00	0.00	0.00	0.00	0.00	0.00	0.00	0.00	0.00	0.00	0.00	0.00	0.00	0.00	0.00	0.00	0.00	0.00	0.00	0.00	0.00	0.00	0.00	0.00	0.00	0.00
MDS Checks Issued	0.00	0.00	0.00	0.00	0.00	0.00	0.00	0.00	0.00	0.00	0.00	0.00	0.00	0.00	0.00	0.00	0.00	0.00	0.00	0.00	0.00	0.00	0.00	0.00	0.00	0.00	0.00
Advice to Debit Account	0.00	0.00	0.00	0.00	0.00	0.00	0.00	0.00	0.00	0.00	0.00	0.00	0.00	0.00	0.00	0.00	0.00	0.00	0.00	0.00	0.00	0.00	0.00	0.00	0.00	0.00	0.00
Working Fund for FAPs	0.00	0.00	0.00	0.00	0.00	0.00	0.00	0.00	0.00	0.00	0.00	0.00	0.00	0.00	0.00	0.00	0.00	0.00	0.00	0.00	0.00	0.00	0.00	0.00	0.00	0.00	0.00
Cash Disbursement Ceiling (CDC)	0.00	0.00	0.00	0.00	0.00	0.00	0.00	0.00	0.00	0.00	0.00	0.00	0.00	0.00	0.00	0.00	0.00	0.00	0.00	0.00	0.00	0.00	0.00	0.00	0.00	0.00	0.00
<b>TOTAL CASH DISBURSEMENTS</b>	<b>5,569,360.21</b>	<b>6,539,830.93</b>	<b>0.00</b>	<b>2,074,563.85</b>	<b>14,183,754.99</b>	<b>0.00</b>	<b>0.00</b>	<b>0.00</b>	<b>0.00</b>	<b>0.00</b>	<b>0.00</b>	<b>14,991.06</b>	<b>0.00</b>	<b>0.00</b>	<b>14,991.06</b>	<b>14,991.06</b>	<b>14,198,746.05</b>	<b>0.00</b>	<b>0.00</b>	<b>0.00</b>	<b>0.00</b>	<b>5,569,360.21</b>	<b>6,554,821.99</b>	<b>0.00</b>	<b>2,074,563.85</b>	<b>14,198,746.05</b>	
NON-CASH DISBURSEMENTS	934,011.20	124,252.35	0.00	117,428.15	1,175,691.70	0.00	0.00	0.00	0.00	0.00	0.00	2,240.06	0.00	0.00	2,240.06	2,240.06	1,177,931.76	0.00	0.00	0.00	0.00	934,011.20	126,492.41	0.00	117,428.15	1,177,931.76	
Tax Remittance Advices Issued (TRA)	934,011.20	124,252.35	0.00	117,428.15	1,175,691.70	0.00	0.00	0.00	0.00	0.00	0.00	2,240.06	0.00	0.00	2,240.06	2,240.06	1,177,931.76	0.00	0.00	0.00	0.00	934,011.20	126,492.41	0.00	117,428.15	1,177,931.76	
Non-Cash Availment Authority (NCAA)	0.00	0.00	0.00	0.00	0.00	0.00	0.00	0.00	0.00	0.00	0.00	0.00	0.00	0.00	0.00	0.00	0.00	0.00	0.00	0.00	0.00	0.00	0.00	0.00	0.00	0.00	0.00
Disbursements effected through outright deductions from claims (please specify...)	0.00	0.00	0.00	0.00	0.00	0.00	0.00	0.00	0.00	0.00	0.00	0.00	0.00	0.00	0.00	0.00	0.00	0.00	0.00	0.00	0.00	0.00	0.00	0.00	0.00	0.00	0.00
Overpayment of expenses(e.g. personnel benefits)	0.00	0.00	0.00	0.00	0.00	0.00	0.00	0.00	0.00	0.00	0.00	0.00	0.00	0.00	0.00	0.00	0.00	0.00	0.00	0.00	0.00	0.00	0.00	0.00	0.00	0.00	0.00
Restitution for loss of government property	0.00	0.00	0.00	0.00	0.00	0.00	0.00	0.00	0.00	0.00	0.00	0.00	0.00	0.00	0.00	0.00	0.00	0.00	0.00	0.00	0.00	0.00	0.00	0.00	0.00	0.00	0.00
Liquidated damages and similar claims	0.00	0.00	0.00	0.00	0.00	0.00	0.00	0.00	0.00	0.00	0.00	0.00	0.00	0.00	0.00	0.00	0.00	0.00	0.00	0.00	0.00	0.00	0.00	0.00	0.00	0.00	0.00
Others(TEF, BTr-Documentary Stamp Tax, etc.)	0.00	0.00	0.00	0.00	0.00	0.00	0.00	0.00	0.00	0.00	0.00	0.00	0.00	0.00	0.00	0.00	0.00	0.00	0.00	0.00	0.00	0.00	0.00	0.00	0.00	0.00	0.00
<b>TOTAL NON-CASH DISBURSEMENTS</b>	<b>934,011.20</b>	<b>124,252.35</b>	<b>0.00</b>	<b>117,428.15</b>	<b>1,175,691.70</b>	<b>0.00</b>	<b>0.00</b>	<b>0.00</b>	<b>0.00</b>	<b>0.00</b>	<b>0.00</b>	<b>2,240.06</b>	<b>0.00</b>	<b>0.00</b>	<b>2,240.06</b>	<b>2,240.06</b>	<b>1,177,931.76</b>	<b>0.00</b>	<b>0.00</b>	<b>0.00</b>	<b>0.00</b>	<b>934,011.20</b>	<b>126,492.41</b>	<b>0.00</b>	<b>117,428.15</b>	<b>1,177,931.76</b>	
<b>GRAND TOTAL</b>	<b>6,503,371.41</b>	<b>6,664,083.28</b>	<b>0.00</b>	<b>2,191,992.00</b>	<b>15,359,446.69</b>	<b>0.00</b>	<b>0.00</b>	<b>0.00</b>	<b>0.00</b>	<b>0.00</b>	<b>0.00</b>	<b>17,231.12</b>	<b>0.00</b>	<b>0.00</b>	<b>17,231.12</b>	<b>17,231.12</b>	<b>15,376,677.81</b>	<b>0.00</b>	<b>0.00</b>	<b>0.00</b>	<b>0.00</b>	<b>6,503,371.41</b>	<b>6,681,314.40</b>	<b>0.00</b>	<b>2,191,992.00</b>	<b>15,376,677.81</b>	

**SUMMARY**

Particulars	Previous Report	This Month	As at Date
(1)	(2)	(3)	(4)
Total Disbursement Authorities Received	54,688,597.68	17,155,931.76	71,844,529.44
NCA	50,101,898.00	15,978,000.00	66,079,898.00
NTA	0.00	0.00	0.00
Working Fund	0.00	0.00	0.00
TRA	4,586,699.68	1,177,931.76	5,764,631.44
CDC	0.00	0.00	0.00
NCAA	0.00	0.00	0.00
Less: Notice of Transfer of Allocations (NTA)* Issued	0.00	0.00	0.00
Total Disbursement Authorities Available	54,688,597.68	17,155,931.76	71,844,529.44
Less:	0.00	0.00	0.00
Lapsed NCA	132.36	0.00	132.36
Disbursements	54,688,465.32	15,376,677.81	70,065,143.13
Less: Other Non-Cash Disbursements	0.00	0.00	0.00
Disbursements effected through outright deductions from claims	0.00	0.00	0.00
Overpayment of expenses(e.g. personnel benefits)	0.00	0.00	0.00
Restitution for loss of government property	0.00	0.00	0.00
Liquidated damages and similar claims	0.00	0.00	0.00
Others (e.g. TEF, BTr, Docs Stamp, etc.)	0.00	0.00	0.00
Add/Less: Adjustments (e.g. cancelled/staled checks)	0.00	0.00	0.00
Balance of Disbursement Authorities as at date	0.00	1,779,253.95	1,779,253.95
Total Disbursements Program	53,813,000.00	17,137,000.00	70,950,000.00
Less: *Actual Disbursements	54,688,465.32	15,376,677.81	70,065,143.13
(Over)/Under spending	(875,465.32)	1,760,322.19	884,856.87

Notes: \* The use of NTA is discouraged  
 Notes: \*\* Amounts should tally with the grand total disbursement (column 27).

Prepared by:  
  
 JO ANN MENDOZA  
 OIC - Chief (Accountant IV), Finance Division  
 Date: July 15, 2024 08:48 AM

Recommending Approval By:  
  
 Director IV, Administrative Service  
 Date: July 26, 2024 04:33 PM

Approved:  
  
 Deputy Executive Director  
 Date: July 26, 2024 04:33 PM

**MONTHLY REPORT OF DISBURSEMENTS**  
For the month of May 2024


Department : National Economic and Development Authority (NEDA)  
 Agency/Entity : Public-Private Partnership Center of the Philippines  
 Operating Unit : < not applicable >  
 Organization Code (UACS) : 24 005 000000  
 Fund Cluster : 01 - Regular Agency Fund  
 (e.g. UACS Fund Cluster: 01-Regular Agency Fund, 02-Foreign Assisted Projects Fund, 03-Special Account-Locally Funded/Domestic Grants Fund, etc.)

Particulars	Current Year Budget					Prior Year's Budget											SUB-TOTAL	Trust Liabilities				Grand Total					Remarks
	PS	MOOE	FinEx	CO	TOTAL	Prior Year's Accounts Payable					Current Year's Accounts Payable					TOTAL		PS	MOOE	CO	TOTAL	PS	MOOE	FinEx	CO	TOTAL	
						PS	MOOE	FinEx	CO	Sub-Total	PS	MOOE	FinEx	CO	Sub-Total												
1	2	3	4	5	6=(2+3+4+5)	7	8	9	10	11=(7+8+9+10)	12	13	14	15	16=	17=(11+16)	18=(6+17)	19	20	21	22=(19+20+21)	23	24	25	26	27=(23+24+25+26)	28
CASH DISBURSEMENTS	12,867,533.72	10,302,177.34	0.00	239,934.14	23,409,645.20	0.00	0.00	0.00	0.00	0.00	21,525.39	9,369.43	0.00	0.00	30,894.82	30,894.82	23,440,540.02	0.00	0.00	0.00	0.00	12,889,059.11	10,311,546.77	0.00	239,934.14	23,440,540.02	
Notice of Cash Allocation (NCA)	12,867,533.72	10,302,177.34	0.00	239,934.14	23,409,645.20	0.00	0.00	0.00	0.00	0.00	21,525.39	9,369.43	0.00	0.00	30,894.82	30,894.82	23,440,540.02	0.00	0.00	0.00	0.00	12,889,059.11	10,311,546.77	0.00	239,934.14	23,440,540.02	
MDS Checks Issued	0.00	5,797,330.68	0.00	0.00	5,797,330.68	0.00	0.00	0.00	0.00	0.00	0.00	0.00	0.00	0.00	0.00	0.00	5,797,330.68	0.00	0.00	0.00	0.00	0.00	5,797,330.68	0.00	0.00	5,797,330.68	
Advice to Debit Account	12,867,533.72	4,504,846.66	0.00	239,934.14	17,612,314.52	0.00	0.00	0.00	0.00	0.00	21,525.39	9,369.43	0.00	0.00	30,894.82	30,894.82	17,643,209.34	0.00	0.00	0.00	0.00	12,889,059.11	4,514,216.09	0.00	239,934.14	17,643,209.34	
Notice of Transfer Allocations (NTA)	0.00	0.00	0.00	0.00	0.00	0.00	0.00	0.00	0.00	0.00	0.00	0.00	0.00	0.00	0.00	0.00	0.00	0.00	0.00	0.00	0.00	0.00	0.00	0.00	0.00	0.00	
MDS Checks Issued	0.00	0.00	0.00	0.00	0.00	0.00	0.00	0.00	0.00	0.00	0.00	0.00	0.00	0.00	0.00	0.00	0.00	0.00	0.00	0.00	0.00	0.00	0.00	0.00	0.00	0.00	
Advice to Debit Account	0.00	0.00	0.00	0.00	0.00	0.00	0.00	0.00	0.00	0.00	0.00	0.00	0.00	0.00	0.00	0.00	0.00	0.00	0.00	0.00	0.00	0.00	0.00	0.00	0.00	0.00	
Working Fund for FAPs	0.00	0.00	0.00	0.00	0.00	0.00	0.00	0.00	0.00	0.00	0.00	0.00	0.00	0.00	0.00	0.00	0.00	0.00	0.00	0.00	0.00	0.00	0.00	0.00	0.00	0.00	
Cash Disbursement Ceiling (CDC)	0.00	0.00	0.00	0.00	0.00	0.00	0.00	0.00	0.00	0.00	0.00	0.00	0.00	0.00	0.00	0.00	0.00	0.00	0.00	0.00	0.00	0.00	0.00	0.00	0.00	0.00	
<b>TOTAL CASH DISBURSEMENTS</b>	<b>12,867,533.72</b>	<b>10,302,177.34</b>	<b>0.00</b>	<b>239,934.14</b>	<b>23,409,645.20</b>	<b>0.00</b>	<b>0.00</b>	<b>0.00</b>	<b>0.00</b>	<b>0.00</b>	<b>21,525.39</b>	<b>9,369.43</b>	<b>0.00</b>	<b>0.00</b>	<b>30,894.82</b>	<b>30,894.82</b>	<b>23,440,540.02</b>	<b>0.00</b>	<b>0.00</b>	<b>0.00</b>	<b>0.00</b>	<b>12,889,059.11</b>	<b>10,311,546.77</b>	<b>0.00</b>	<b>239,934.14</b>	<b>23,440,540.02</b>	
NON-CASH DISBURSEMENTS	897,767.74	628,390.24	0.00	15,995.60	1,542,153.58	0.00	0.00	0.00	0.00	0.00	0.00	2,800.04	0.00	0.00	2,800.04	2,800.04	1,544,953.62	0.00	0.00	0.00	0.00	897,767.74	631,190.28	0.00	15,995.60	1,544,953.62	
Tax Remittance Advices Issued (TRA)	897,767.74	628,390.24	0.00	15,995.60	1,542,153.58	0.00	0.00	0.00	0.00	0.00	0.00	2,800.04	0.00	0.00	2,800.04	2,800.04	1,544,953.62	0.00	0.00	0.00	0.00	897,767.74	631,190.28	0.00	15,995.60	1,544,953.62	
Non-Cash Availment Authority (NCAA)	0.00	0.00	0.00	0.00	0.00	0.00	0.00	0.00	0.00	0.00	0.00	0.00	0.00	0.00	0.00	0.00	0.00	0.00	0.00	0.00	0.00	0.00	0.00	0.00	0.00	0.00	
Disbursements effected through outright deductions from claims (please specify...)	0.00	0.00	0.00	0.00	0.00	0.00	0.00	0.00	0.00	0.00	0.00	0.00	0.00	0.00	0.00	0.00	0.00	0.00	0.00	0.00	0.00	0.00	0.00	0.00	0.00	0.00	
Overpayment of expenses(e.g. personnel benefits)	0.00	0.00	0.00	0.00	0.00	0.00	0.00	0.00	0.00	0.00	0.00	0.00	0.00	0.00	0.00	0.00	0.00	0.00	0.00	0.00	0.00	0.00	0.00	0.00	0.00	0.00	
Restitution for loss of government property	0.00	0.00	0.00	0.00	0.00	0.00	0.00	0.00	0.00	0.00	0.00	0.00	0.00	0.00	0.00	0.00	0.00	0.00	0.00	0.00	0.00	0.00	0.00	0.00	0.00	0.00	
Liquidated damages and similar claims	0.00	0.00	0.00	0.00	0.00	0.00	0.00	0.00	0.00	0.00	0.00	0.00	0.00	0.00	0.00	0.00	0.00	0.00	0.00	0.00	0.00	0.00	0.00	0.00	0.00	0.00	
Others (TEF, BTr-Documentary Stamp Tax, etc.)	0.00	0.00	0.00	0.00	0.00	0.00	0.00	0.00	0.00	0.00	0.00	0.00	0.00	0.00	0.00	0.00	0.00	0.00	0.00	0.00	0.00	0.00	0.00	0.00	0.00	0.00	
<b>TOTAL NON-CASH DISBURSEMENTS</b>	<b>897,767.74</b>	<b>628,390.24</b>	<b>0.00</b>	<b>15,995.60</b>	<b>1,542,153.58</b>	<b>0.00</b>	<b>0.00</b>	<b>0.00</b>	<b>0.00</b>	<b>0.00</b>	<b>0.00</b>	<b>2,800.04</b>	<b>0.00</b>	<b>0.00</b>	<b>2,800.04</b>	<b>2,800.04</b>	<b>1,544,953.62</b>	<b>0.00</b>	<b>0.00</b>	<b>0.00</b>	<b>0.00</b>	<b>897,767.74</b>	<b>631,190.28</b>	<b>0.00</b>	<b>15,995.60</b>	<b>1,544,953.62</b>	
<b>GRAND TOTAL</b>	<b>13,765,301.46</b>	<b>10,930,567.58</b>	<b>0.00</b>	<b>255,929.74</b>	<b>24,951,798.78</b>	<b>0.00</b>	<b>0.00</b>	<b>0.00</b>	<b>0.00</b>	<b>0.00</b>	<b>21,525.39</b>	<b>12,169.47</b>	<b>0.00</b>	<b>0.00</b>	<b>33,694.86</b>	<b>33,694.86</b>	<b>24,985,493.64</b>	<b>0.00</b>	<b>0.00</b>	<b>0.00</b>	<b>0.00</b>	<b>13,786,826.85</b>	<b>10,942,737.05</b>	<b>0.00</b>	<b>255,929.74</b>	<b>24,985,493.64</b>	


**SUMMARY**

Particulars	Previous Report	This Month	As at Date
(1)	(2)	(3)	(4)
Total Disbursement Authorities Received	71,844,529.44	23,464,953.62	95,309,483.06
NCA	66,079,898.00	21,920,000.00	87,999,898.00
NTA	0.00	0.00	0.00
Working Fund	0.00	0.00	0.00
TRA	5,764,631.44	1,544,953.62	7,309,585.06
CDC	0.00	0.00	0.00
NCAA	0.00	0.00	0.00
Less: Notice of Transfer of Allocations (NTA)* issued	0.00	0.00	0.00
Total Disbursement Authorities Available	71,844,529.44	23,464,953.62	95,309,483.06
Less:	0.00	0.00	0.00
Lapsed NCA	132.36	0.00	132.36
Disbursements	70,065,143.13	24,985,493.64	95,050,636.77
Less: Other Non-Cash Disbursements	0.00	0.00	0.00
Disbursements effected through outright deductions from claims	0.00	0.00	0.00
Overpayment of expenses(e.g. personnel benefits)	0.00	0.00	0.00
Restitution for loss of government property	0.00	0.00	0.00
Liquidated damages and similar claims	0.00	0.00	0.00
Others (e.g. TEF, BTr, Docs Stamp, etc.)	0.00	0.00	0.00
Add/Less: Adjustments (e.g. cancelled/staled checks)	0.00	0.00	0.00
Balance of Disbursement Authorities as at date	1,779,253.95	(1,520,540.02)	258,713.93
Total Disbursements Program	70,950,000.00	23,476,000.00	94,426,000.00
Less: *Actual Disbursements	70,065,143.13	24,985,493.64	95,050,636.77
(Over)/Under spending	884,856.87	(1,509,493.64)	(624,636.77)

Notes: \* The use of NTA is discouraged  
 Notes: \*\* Amounts should tally with the grand total disbursement (column 27).

Prepared by:  
  
 JO ANTON MENDOZA  
 OIC - Chief (Accountant IV), Finance Division  
 Date: July 15, 2024 08:48 AM

Recommending Approval By:  
  
 CATALINA R. CARAAN  
 Director IV, Administrative Service  
 Date: July 26, 2024 04:33 PM

Approved By:  
  
 ELEAZAR E. RICOTE  
 Deputy Executive Director  
 Date: July 26, 2024 04:33 PM

**MONTHLY REPORT OF DISBURSEMENTS**  
For the month of June 2024


Department : National Economic and Development Authority (NEDA)  
 Agency/Entity : Public-Private Partnership Center of the Philippines  
 Operating Unit : < not applicable >  
 Organization Code (UACS) : 24 005 000000  
 Fund Cluster : 01 - Regular Agency Fund  
 (e.g. UACS Fund Cluster: 01-Regular Agency Fund, 02-Foreign Assisted Projects Fund, 03-Special Account-Locally Funded/Domestic Grants Fund, etc.)

Particulars	Current Year Budget					Prior Year's Budget											SUB-TOTAL	Trust Liabilities				Grand Total					Remarks
	PS	MOOE	FinEx	CO	TOTAL	Prior Year's Accounts Payable					Current Year's Accounts Payable					TOTAL		PS	MOOE	CO	TOTAL	PS	MOOE	FinEx	CO	TOTAL	
						PS	MOOE	FinEx	CO	Sub-Total	PS	MOOE	FinEx	CO	Sub-Total												
1	2	3	4	5	6=(2+3+4+5)	7	8	9	10	11=(7+8+9+10)	12	13	14	15	16=	17=(11+16)	18=(6+17)	19	20	21	22=(19+20+21)	23	24	25	26	27=(23+24+25+26)	28
CASH DISBURSEMENTS	7,135,799.17	9,007,380.35	0.00	0.00	16,143,179.52	0.00	23,438.37	0.00	0.00	23,438.37	0.00	0.00	0.00	0.00	0.00	23,438.37	16,166,617.89	0.00	0.00	0.00	0.00	7,135,799.17	9,030,818.72	0.00	0.00	16,166,617.89	
Notice of Cash Allocation (NCA)	7,135,799.17	9,007,380.35	0.00	0.00	16,143,179.52	0.00	23,438.37	0.00	0.00	23,438.37	0.00	0.00	0.00	0.00	0.00	23,438.37	16,166,617.89	0.00	0.00	0.00	0.00	7,135,799.17	9,030,818.72	0.00	0.00	16,166,617.89	
MDS Checks Issued	0.00	1,248,300.58	0.00	0.00	1,248,300.58	0.00	0.00	0.00	0.00	0.00	0.00	0.00	0.00	0.00	0.00	0.00	1,248,300.58	0.00	0.00	0.00	0.00	0.00	1,248,300.58	0.00	0.00	1,248,300.58	
Advice to Debit Account	7,135,799.17	7,759,079.77	0.00	0.00	14,894,878.94	0.00	23,438.37	0.00	0.00	23,438.37	0.00	0.00	0.00	0.00	0.00	23,438.37	14,918,317.31	0.00	0.00	0.00	0.00	7,135,799.17	7,782,518.14	0.00	0.00	14,918,317.31	
Notice of Transfer Allocations (NTA)	0.00	0.00	0.00	0.00	0.00	0.00	0.00	0.00	0.00	0.00	0.00	0.00	0.00	0.00	0.00	0.00	0.00	0.00	0.00	0.00	0.00	0.00	0.00	0.00	0.00	0.00	
MDS Checks Issued	0.00	0.00	0.00	0.00	0.00	0.00	0.00	0.00	0.00	0.00	0.00	0.00	0.00	0.00	0.00	0.00	0.00	0.00	0.00	0.00	0.00	0.00	0.00	0.00	0.00	0.00	
Advice to Debit Account	0.00	0.00	0.00	0.00	0.00	0.00	0.00	0.00	0.00	0.00	0.00	0.00	0.00	0.00	0.00	0.00	0.00	0.00	0.00	0.00	0.00	0.00	0.00	0.00	0.00	0.00	
Working Fund for FAPs	0.00	0.00	0.00	0.00	0.00	0.00	0.00	0.00	0.00	0.00	0.00	0.00	0.00	0.00	0.00	0.00	0.00	0.00	0.00	0.00	0.00	0.00	0.00	0.00	0.00	0.00	
Cash Disbursement Ceiling (CDC)	0.00	0.00	0.00	0.00	0.00	0.00	0.00	0.00	0.00	0.00	0.00	0.00	0.00	0.00	0.00	0.00	0.00	0.00	0.00	0.00	0.00	0.00	0.00	0.00	0.00	0.00	
<b>TOTAL CASH DISBURSEMENTS</b>	<b>7,135,799.17</b>	<b>9,007,380.35</b>	<b>0.00</b>	<b>0.00</b>	<b>16,143,179.52</b>	<b>0.00</b>	<b>23,438.37</b>	<b>0.00</b>	<b>0.00</b>	<b>23,438.37</b>	<b>0.00</b>	<b>0.00</b>	<b>0.00</b>	<b>0.00</b>	<b>0.00</b>	<b>23,438.37</b>	<b>16,166,617.89</b>	<b>0.00</b>	<b>0.00</b>	<b>0.00</b>	<b>0.00</b>	<b>7,135,799.17</b>	<b>9,030,818.72</b>	<b>0.00</b>	<b>0.00</b>	<b>16,166,617.89</b>	
NON-CASH DISBURSEMENTS	930,040.63	265,907.50	0.00	0.00	1,195,948.13	0.00	2,501.73	0.00	0.00	2,501.73	0.00	0.00	0.00	0.00	0.00	2,501.73	1,198,449.86	0.00	0.00	0.00	0.00	930,040.63	268,409.23	0.00	0.00	1,198,449.86	
Tax Remittance Advices Issued (TRA)	930,040.63	265,907.50	0.00	0.00	1,195,948.13	0.00	2,501.73	0.00	0.00	2,501.73	0.00	0.00	0.00	0.00	0.00	2,501.73	1,198,449.86	0.00	0.00	0.00	0.00	930,040.63	268,409.23	0.00	0.00	1,198,449.86	
Non-Cash Availment Authority (NCAA)	0.00	0.00	0.00	0.00	0.00	0.00	0.00	0.00	0.00	0.00	0.00	0.00	0.00	0.00	0.00	0.00	0.00	0.00	0.00	0.00	0.00	0.00	0.00	0.00	0.00	0.00	
Disbursements effected through outright deductions from claims (please specify...)	0.00	0.00	0.00	0.00	0.00	0.00	0.00	0.00	0.00	0.00	0.00	0.00	0.00	0.00	0.00	0.00	0.00	0.00	0.00	0.00	0.00	0.00	0.00	0.00	0.00	0.00	
Overpayment of expenses(e.g. personnel benefits)	0.00	0.00	0.00	0.00	0.00	0.00	0.00	0.00	0.00	0.00	0.00	0.00	0.00	0.00	0.00	0.00	0.00	0.00	0.00	0.00	0.00	0.00	0.00	0.00	0.00	0.00	
Restitution for loss of government property	0.00	0.00	0.00	0.00	0.00	0.00	0.00	0.00	0.00	0.00	0.00	0.00	0.00	0.00	0.00	0.00	0.00	0.00	0.00	0.00	0.00	0.00	0.00	0.00	0.00	0.00	
Liquidated damages and similar claims	0.00	0.00	0.00	0.00	0.00	0.00	0.00	0.00	0.00	0.00	0.00	0.00	0.00	0.00	0.00	0.00	0.00	0.00	0.00	0.00	0.00	0.00	0.00	0.00	0.00	0.00	
Others(TEF, BTr, Documentary Stamp Tax, etc.)	0.00	0.00	0.00	0.00	0.00	0.00	0.00	0.00	0.00	0.00	0.00	0.00	0.00	0.00	0.00	0.00	0.00	0.00	0.00	0.00	0.00	0.00	0.00	0.00	0.00	0.00	
<b>TOTAL NON-CASH DISBURSEMENTS</b>	<b>930,040.63</b>	<b>265,907.50</b>	<b>0.00</b>	<b>0.00</b>	<b>1,195,948.13</b>	<b>0.00</b>	<b>2,501.73</b>	<b>0.00</b>	<b>0.00</b>	<b>2,501.73</b>	<b>0.00</b>	<b>0.00</b>	<b>0.00</b>	<b>0.00</b>	<b>0.00</b>	<b>2,501.73</b>	<b>1,198,449.86</b>	<b>0.00</b>	<b>0.00</b>	<b>0.00</b>	<b>0.00</b>	<b>930,040.63</b>	<b>268,409.23</b>	<b>0.00</b>	<b>0.00</b>	<b>1,198,449.86</b>	
<b>GRAND TOTAL</b>	<b>8,065,839.80</b>	<b>9,273,287.85</b>	<b>0.00</b>	<b>0.00</b>	<b>17,339,127.65</b>	<b>0.00</b>	<b>25,940.10</b>	<b>0.00</b>	<b>0.00</b>	<b>25,940.10</b>	<b>0.00</b>	<b>0.00</b>	<b>0.00</b>	<b>0.00</b>	<b>0.00</b>	<b>25,940.10</b>	<b>17,365,067.75</b>	<b>0.00</b>	<b>0.00</b>	<b>0.00</b>	<b>0.00</b>	<b>8,065,839.80</b>	<b>9,299,227.95</b>	<b>0.00</b>	<b>0.00</b>	<b>17,365,067.75</b>	


**SUMMARY**

Particulars	Previous Report	This Month	As at Date
(1)	(2)	(3)	(4)
Total Disbursement Authorities Received	95,309,483.06	17,106,722.86	112,416,205.92
NCA	87,999,898.00	15,908,273.00	103,908,171.00
NTA	0.00	0.00	0.00
Working Fund	0.00	0.00	0.00
TRA	7,309,585.06	1,198,449.86	8,508,034.92
CDC	0.00	0.00	0.00
NCAA	0.00	0.00	0.00
Less: Notice of Transfer of Allocations (NTA)* Issued	0.00	0.00	0.00
Total Disbursement Authorities Available	95,309,483.06	17,106,722.86	112,416,205.92
Less:	0.00	0.00	0.00
Lapsed NCA	132.36	369.04	501.40
Disbursements	95,050,636.77	17,365,067.75	112,415,704.52
Less: Other Non-Cash Disbursements	0.00	0.00	0.00
Disbursements effected through outright deductions from claims	0.00	0.00	0.00
Overpayment of expenses(e.g. personnel benefits)	0.00	0.00	0.00
Restitution for loss of government property	0.00	0.00	0.00
Liquidated damages and similar claims	0.00	0.00	0.00
Others (e.g. TEF, BTr, Docs Stamp, etc.)	0.00	0.00	0.00
Add/Less: Adjustments (e.g. cancelled/staled checks)	0.00	0.00	0.00
Balance of Disbursement Authorities as at date	258,713.93	(258,713.93)	0.00
Total Disbursements Program	94,426,000.00	14,806,000.00	109,232,000.00
Less: *Actual Disbursements	95,050,636.77	17,365,067.75	112,415,704.52
(Over)/Under spending	(624,636.77)	(2,559,067.75)	(3,183,704.52)

Notes: \* The use of NTA is discouraged  
 Notes: \*\* Amounts should tally with the grand total disbursement (column 27).

Prepared by:  
  
 JO ANN MENDOZA  
 OIC - Chief (Accountant IV), Finance Division  
 Date: July 15, 2024 08:48 AM


Recommending Approval By:  
  
 CATALINA R. CARAAN  
 Director IV, Administrative Service  
 Date: July 26, 2024 04:33 PM

Approved By:  
  
 ELEAZAR E. RICOTE  
 Deputy Executive Director  
 Date: July 26, 2024 04:33 PM

**QUARTERLY REPORT OF REVENUE AND OTHER RECEIPTS**  
As at the Quarter Ending June 30, 2024

Department : National Economic and Development Authority (NEDA)  
 Agency/Entity : Public-Private Partnership Center of the Philippines  
 Operating Unit : < not applicable >  
 Organization Code (UACS) : 24 005 0000000  
 Fund Cluster : 01 - Regular Agency Fund

Classification/Sources of Revenue and Other Receipts	UACS CODE	REVENUE TARGET (Annual) per BESF	Actual Revenue and Other Receipts Collections					Cumulative Remittance/Deposits to Date			Variance		Remarks
			1st Quarter Ending March 31	2nd Quarter Ending June 30	3rd Quarter Ending September 30	4th Quarter Ending December 31	Total	Remittance to BTr	Deposited with AGDB	Total	Amount	%	
1	2	3	4	5	6	7	8=(4+5+6+7)	9	10	11=(9+10)	12=(8-3)	13=(12/3)	14
<b>Regular Agency Fund</b>		0.00	4,708.28	0.00	0.00	0.00	4,708.28	0.00	0.00	0.00	4,708.28	0 %	
Non-Revenue Collections/Other Receipts		0.00	4,708.28	0.00	0.00	0.00	4,708.28	0.00	0.00	0.00	4,708.28	0 %	
Cash Receipts		0.00	0.00	0.00	0.00	0.00	0.00	0.00	0.00	0.00	0.00	0 %	
Non-Tax		0.00	0.00	0.00	0.00	0.00	0.00	0.00	0.00	0.00	0.00	0 %	
Miscellaneous Income	4060999000	0.00	0.00	0.00	0.00	0.00	0.00	0.00	0.00	0.00	0.00	0 %	
Non-Cash Receipts		0.00	4,708.28	0.00	0.00	0.00	4,708.28	0.00	0.00	0.00	4,708.28	0 %	
Non-Tax		0.00	4,708.28	0.00	0.00	0.00	4,708.28	0.00	0.00	0.00	4,708.28	0 %	
Miscellaneous Income	4060999000	0.00	4,708.28	0.00	0.00	0.00	4,708.28	0.00	0.00	0.00	4,708.28	0 %	
<b>GRAND TOTAL</b>		0.00	4,708.28	0.00	0.00	0.00	4,708.28	0.00	0.00	0.00	4,708.28	0 %	

Prepared by:  
  
 JO ANN T. MENDOZA  
 OIC - Chief (Accountant IV), Finance Division  
 Date: July 26, 2024 04:33 PM


Recommending Approval By:  
  
 CATALINA R. CARAAN  
 Director IV, Administrative Service  
 Date: July 26, 2024 04:33 PM

Approved By:  
  
 ELIAZAR E. RICOTE  
 Deputy Executive Director  
 Date: July 26, 2024 04:33 PM

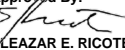
**QUARTERLY REPORT OF REVENUE AND OTHER RECEIPTS**  
As at the Quarter Ending June 30, 2024

Department : National Economic and Development Authority (NEDA)  
 Agency/Entity : Public-Private Partnership Center of the Philippines  
 Operating Unit : < not applicable >  
 Organization Code (UACS) : 24 005 0000000  
 Fund Cluster : 06 - Business Related Funds

Classification/Sources of Revenue and Other Receipts	UACS CODE	REVENUE TARGET (Annual) per BESF	Actual Revenue and Other Receipts Collections					Cumulative Remittance/Deposits to Date			Variance		Remarks
			1st Quarter Ending March 31	2nd Quarter Ending June 30	3rd Quarter Ending September 30	4th Quarter Ending December 31	Total	Remittance to BTr	Deposited with AGDB	Total	Amount	%	
1	2	3	4	5	6	7	8=(4+5+6+7)	9	10	11=(9+10)	12=(8-3)	13=(12/3)	14
<b>Business Related Funds</b>		527,067,000.00	191,700.37	191,838.97	0.00	0.00	383,539.34	383,539.34	0.00	383,539.34	(526,683,460.66)	-100 %	
Non-Revenue Collections/Other Receipts		527,067,000.00	191,700.37	191,838.97	0.00	0.00	383,539.34	383,539.34	0.00	383,539.34	(526,683,460.66)	-100 %	
Cash Receipts		527,067,000.00	191,700.37	191,838.97	0.00	0.00	383,539.34	383,539.34	0.00	383,539.34	(526,683,460.66)	-100 %	
Non-Tax		527,067,000.00	191,700.37	191,838.97	0.00	0.00	383,539.34	383,539.34	0.00	383,539.34	(526,683,460.66)	-100 %	
Other Service Income	4020199099	527,067,000.00	0.00	0.00	0.00	0.00	0.00	0.00	0.00	0.00	(527,067,000.00)	-100 %	
Interest on NG Deposits	4020221001	0.00	191,700.37	191,838.97	0.00	0.00	383,539.34	383,539.34	0.00	383,539.34	383,539.34	0 %	
<b>GRAND TOTAL</b>		527,067,000.00	191,700.37	191,838.97	0.00	0.00	383,539.34	383,539.34	0.00	383,539.34	(526,683,460.66)	-100 %	

Prepared by:   
 JO ANN T. MENDOZA  
 OIC - Chief (Accountant IV), Finance  
 Date July 15, 2024 08:48 AM

Recommending Approval By:   
 CATALINA R. CARAAN  
 Director IV, Administrative Service  
 Date: July 26, 2024 04:33 PM

Approved By:   
 ELEAZAR E. RICOTE  
 Deputy Executive Director  
 Date July 26, 2024 04:33 PM

This report was generated using the Unified Reporting System on July 29, 2024 9:40 AM; Status : SUBMITTED