

STATEMENT OF APPROPRIATIONS, ALLOTMENTS, OBLIGATIONS, DISBURSEMENTS AND BALANCES
As at the Quarter Ending March 31, 2024

Department : National Economic and Development Authority (NEDA)
 Agency/Entity : Public-Private Partnership Center of the Philippines
 Operating Unit : < not applicable >
 Organization Code (UACS) : 24 005 0000000
 Fund Cluster : 01 - Regular Agency Fund
 (e.g. UACS Fund Cluster: 01-Regular Agency Fund, 02-Foreign Assisted Projects Fund, 03-Special Account-Locally Funded/Domestic Grants Fund, and 04-Special Account-Foreign Assisted/Foreign Grants Fund)

X	Current Year Appropriations
	Supplemental Appropriations
	Continuing Appropriations

Particulars	UACS CODE	Appropriations			Allotments					Current Year Obligations					Current Year Disbursements					Balances			
		Authorized Appropriations	Adjustments (Transfer To/From, Modifications/ Augmentations)	Adjusted Appropriations	Allotments Received	Adjustments (Reductions, Modifications/ Augmentations)	Transfer To	Transfer From	Adjusted Allotments	1st Quarter Ending March 31	2nd Quarter Ending June 30	3rd Quarter Ending September 30	4th Quarter Ending December 31	Total	1st Quarter Ending March 31	2nd Quarter Ending June 30	3rd Quarter Ending September 30	4th Quarter Ending December 31	Total	Unreleased Appropriations	Unobligated Allotments	Unpaid Obligations (15-20)=(23+24)	
																						Due and Demandable	Not Yet Due and Demandable
1	2	3	4	5=(3+4)	6	7	8	9	10=[(6+(-7))-8+9]	11	12	13	14	15=(11+12+13+14)	16	17	18	19	20=(16+17+18+19)	21	22	23	24
I. Agency Specific Budget		209,498,000.00	0.00	209,498,000.00	209,498,000.00	0.00	0.00	0.00	209,498,000.00	47,191,965.07	0.00	0.00	0.00	47,191,965.07	44,906,079.42	0.00	0.00	0.00	44,906,079.42	0.00	162,306,034.93	2,285,885.65	0.00
General Administration and Support	1000000000000000	110,147,000.00	0.00	110,147,000.00	110,147,000.00	0.00	0.00	0.00	110,147,000.00	27,430,955.66	0.00	0.00	0.00	27,430,955.66	25,147,770.01	0.00	0.00	0.00	25,147,770.01	0.00	82,716,044.34	2,283,185.65	0.00
General management and supervision	100000100001000	110,147,000.00	0.00	110,147,000.00	110,147,000.00	0.00	0.00	0.00	110,147,000.00	27,430,955.66	0.00	0.00	0.00	27,430,955.66	25,147,770.01	0.00	0.00	0.00	25,147,770.01	0.00	82,716,044.34	2,283,185.65	0.00
PS		30,847,000.00	0.00	30,847,000.00	30,847,000.00	0.00	0.00	0.00	30,847,000.00	6,884,382.96	0.00	0.00	0.00	6,884,382.96	6,884,382.96	0.00	0.00	0.00	6,884,382.96	0.00	23,962,617.04	0.00	0.00
MOOE		79,300,000.00	0.00	79,300,000.00	79,300,000.00	0.00	0.00	0.00	79,300,000.00	20,546,572.70	0.00	0.00	0.00	20,546,572.70	18,263,387.05	0.00	0.00	0.00	18,263,387.05	0.00	58,753,427.30	2,283,185.65	0.00
Sub-Total, General Administration and Support		110,147,000.00	0.00	110,147,000.00	110,147,000.00	0.00	0.00	0.00	110,147,000.00	27,430,955.66	0.00	0.00	0.00	27,430,955.66	25,147,770.01	0.00	0.00	0.00	25,147,770.01	0.00	82,716,044.34	2,283,185.65	0.00
PS		30,847,000.00	0.00	30,847,000.00	30,847,000.00	0.00	0.00	0.00	30,847,000.00	6,884,382.96	0.00	0.00	0.00	6,884,382.96	6,884,382.96	0.00	0.00	0.00	6,884,382.96	0.00	23,962,617.04	0.00	0.00
MOOE		79,300,000.00	0.00	79,300,000.00	79,300,000.00	0.00	0.00	0.00	79,300,000.00	20,546,572.70	0.00	0.00	0.00	20,546,572.70	18,263,387.05	0.00	0.00	0.00	18,263,387.05	0.00	58,753,427.30	2,283,185.65	0.00
FinEx (if Applicable)		0.00	0.00	0.00	0.00	0.00	0.00	0.00	0.00	0.00	0.00	0.00	0.00	0.00	0.00	0.00	0.00	0.00	0.00	0.00	0.00	0.00	0.00
CO		0.00	0.00	0.00	0.00	0.00	0.00	0.00	0.00	0.00	0.00	0.00	0.00	0.00	0.00	0.00	0.00	0.00	0.00	0.00	0.00	0.00	0.00
Operations	3000000000000000	99,351,000.00	0.00	99,351,000.00	99,351,000.00	0.00	0.00	0.00	99,351,000.00	19,761,009.41	0.00	0.00	0.00	19,761,009.41	19,758,309.41	0.00	0.00	0.00	19,758,309.41	0.00	79,589,990.59	2,700.00	0.00
OO : Greater private sector participation thru Public-Private Partnership to accelerate provision of safe, efficient, reliable and sustainable infrastructure and development projects		99,351,000.00	0.00	99,351,000.00	99,351,000.00	0.00	0.00	0.00	99,351,000.00	19,761,009.41	0.00	0.00	0.00	19,761,009.41	19,758,309.41	0.00	0.00	0.00	19,758,309.41	0.00	79,589,990.59	2,700.00	0.00
PUBLIC-PRIVATE PARTNERSHIP MANAGEMENT PROGRAM		99,351,000.00	0.00	99,351,000.00	99,351,000.00	0.00	0.00	0.00	99,351,000.00	19,761,009.41	0.00	0.00	0.00	19,761,009.41	19,758,309.41	0.00	0.00	0.00	19,758,309.41	0.00	79,589,990.59	2,700.00	0.00
Project Development and Advisory Assistance	310100100001000	13,575,000.00	0.00	13,575,000.00	13,575,000.00	0.00	0.00	0.00	13,575,000.00	5,126,481.11	0.00	0.00	0.00	5,126,481.11	5,123,781.11	0.00	0.00	0.00	5,123,781.11	0.00	8,448,518.89	2,700.00	0.00
PS		12,917,000.00	0.00	12,917,000.00	12,917,000.00	0.00	0.00	0.00	12,917,000.00	4,947,637.20	0.00	0.00	0.00	4,947,637.20	4,947,637.20	0.00	0.00	0.00	4,947,637.20	0.00	7,969,362.80	0.00	0.00
MOOE		658,000.00	0.00	658,000.00	658,000.00	0.00	0.00	0.00	658,000.00	178,843.91	0.00	0.00	0.00	178,843.91	176,143.91	0.00	0.00	0.00	176,143.91	0.00	479,156.09	2,700.00	0.00
Management and Administration of the Project Development and Monitoring Facility (PDMF) Funds	310100100002000	11,491,000.00	0.00	11,491,000.00	11,491,000.00	0.00	0.00	0.00	11,491,000.00	2,744,608.57	0.00	0.00	0.00	2,744,608.57	2,744,608.57	0.00	0.00	0.00	2,744,608.57	0.00	8,746,391.43	0.00	0.00
PS		11,104,000.00	0.00	11,104,000.00	11,104,000.00	0.00	0.00	0.00	11,104,000.00	2,694,543.57	0.00	0.00	0.00	2,694,543.57	2,694,543.57	0.00	0.00	0.00	2,694,543.57	0.00	8,409,456.43	0.00	0.00
MOOE		387,000.00	0.00	387,000.00	387,000.00	0.00	0.00	0.00	387,000.00	50,065.00	0.00	0.00	0.00	50,065.00	50,065.00	0.00	0.00	0.00	50,065.00	0.00	336,935.00	0.00	0.00
Public-Private Partnership Policy Formulation and Advocacy, and Project Monitoring and Evaluation	310100100003000	23,559,000.00	0.00	23,559,000.00	23,559,000.00	0.00	0.00	0.00	23,559,000.00	5,467,020.11	0.00	0.00	0.00	5,467,020.11	5,467,020.11	0.00	0.00	0.00	5,467,020.11	0.00	18,091,979.89	0.00	0.00
PS		22,777,000.00	0.00	22,777,000.00	22,777,000.00	0.00	0.00	0.00	22,777,000.00	5,099,277.97	0.00	0.00	0.00	5,099,277.97	5,099,277.97	0.00	0.00	0.00	5,099,277.97	0.00	17,677,722.03	0.00	0.00
MOOE		782,000.00	0.00	782,000.00	782,000.00	0.00	0.00	0.00	782,000.00	367,742.14	0.00	0.00	0.00	367,742.14	367,742.14	0.00	0.00	0.00	367,742.14	0.00	414,257.86	0.00	0.00
Provision of Capacity Building, Knowledge Management Services, Legal Services and ICT Services	310100100004000	50,726,000.00	0.00	50,726,000.00	50,726,000.00	0.00	0.00	0.00	50,726,000.00	6,422,899.62	0.00	0.00	0.00	6,422,899.62	6,422,899.62	0.00	0.00	0.00	6,422,899.62	0.00	44,303,100.38	0.00	0.00
PS		26,233,000.00	0.00	26,233,000.00	26,233,000.00	0.00	0.00	0.00	26,233,000.00	6,177,422.69	0.00	0.00	0.00	6,177,422.69	6,177,422.69	0.00	0.00	0.00	6,177,422.69	0.00	20,055,577.31	0.00	0.00
MOOE		8,784,000.00	0.00	8,784,000.00	8,784,000.00	0.00	0.00	0.00	8,784,000.00	245,476.93	0.00	0.00	0.00	245,476.93	245,476.93	0.00	0.00	0.00	245,476.93	0.00	8,538,523.07	0.00	0.00
CO		15,709,000.00	0.00	15,709,000.00	15,709,000.00	0.00	0.00	0.00	15,709,000.00	0.00	0.00	0.00	0.00	0.00	0.00	0.00	0.00	0.00	0.00	0.00	15,709,000.00	0.00	0.00
Sub-Total, Operations		99,351,000.00	0.00	99,351,000.00	99,351,000.00	0.00	0.00	0.00	99,351,000.00	19,761,009.41	0.00	0.00	0.00	19,761,009.41	19,758,309.41	0.00	0.00	0.00	19,758,309.41	0.00	79,589,990.59	2,700.00	0.00
PS		73,031,000.00	0.00	73,031,000.00	73,031,000.00	0.00	0.00	0.00	73,031,000.00	18,918,881.43	0.00	0.00	0.00	18,918,881.43	18,918,881.43	0.00	0.00	0.00	18,918,881.43	0.00	54,112,118.57	0.00	0.00
MOOE		10,611,000.00	0.00	10,611,000.00	10,611,000.00	0.00	0.00	0.00	10,611,000.00	842,127.98	0.00	0.00	0.00	842,127.98	839,427.98	0.00	0.00	0.00	839,427.98	0.00	9,768,872.02	2,700.00	0.00
FinEx (if Applicable)		0.00	0.00	0.00	0.00	0.00	0.00	0.00	0.00	0.00	0.00	0.00	0.00	0.00	0.00	0.00	0.00	0.00	0.00	0.00	0.00	0.00	0.00
CO		15,709,000.00	0.00	15,709,000.00	15,709,000.00	0.00	0.00	0.00	15,709,000.00	0.00	0.00	0.00	0.00	0.00	0.00	0.00	0.00	0.00	0.00	0.00	15,709,000.00	0.00	0.00
Sub-Total, I. Agency Specific Budget		209,498,000.00	0.00	209,498,000.00	209,498,000.00	0.00	0.00	0.00	209,498,000.00	47,191,965.07	0.00	0.00	0.00	47,191,965.07	44,906,079.42	0.00	0.00	0.00	44,906,079.42	0.00	162,306,034.93	2,285,885.65	0.00
PS		103,878,000.00	0.00	103,878,000.00	103,878,000.00	0.00	0.00	0.00	103,878,000.00	25,803,264.39	0.00	0.00	0.00	25,803,264.39	25,803,264.39	0.00	0.00	0.00	25,803,264.39	0.00	78,074,735.61	0.00	0.00
MOOE		89,911,000.00	0.00	89,911,000.00	89,911,000.00	0.00	0.00	0.00	89,911,000.00	21,388,700.68	0.00	0.00	0.00	21,388,700.68	19,102,815.03	0.00	0.00	0.00	19,102,815.03	0.00	68,522,299.32	2,285,885.65	0.00
FinEx (if Applicable)		0.00	0.00	0.00	0.00	0.00	0.00	0.00	0.00	0.00	0.00	0.00	0.00	0.00	0.00	0.00	0.00	0.00	0.00	0.00	0.00	0.00	0.00
CO		15,709,000.00	0.																				

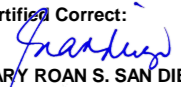
STATEMENT OF APPROPRIATIONS, ALLOTMENTS, OBLIGATIONS, DISBURSEMENTS AND BALANCES
As at the Quarter Ending March 31, 2024


Department : National Economic and Development Authority (NEDA)
 Agency/Entity : Public-Private Partnership Center of the Philippines
 Operating Unit : < not applicable >
 Organization Code (UACS) : 24 005 0000000
 Fund Cluster : 01 - Regular Agency Fund

X	Current Year Appropriations
	Supplemental Appropriations
	Continuing Appropriations

(e.g. UACS Fund Cluster: 01-Regular Agency Fund, 02-Foreign Assisted Projects Fund, 03-Special Account-Locally Funded/Domestic Grants Fund, and 04-Special Account-Foreign Assisted/Foreign Grants Fund)

Particulars	UACS CODE	Appropriations			Allotments					Current Year Obligations					Current Year Disbursements					Balances			
		Authorized Appropriations	Adjustments (Transfer To/From, Modifications/ Augmentations)	Adjusted Appropriations	Allotments Received	Adjustments (Reductions, Modifications/ Augmentations)	Transfer To	Transfer From	Adjusted Allotments	1st Quarter Ending March 31	2nd Quarter Ending June 30	3rd Quarter Ending September 30	4th Quarter Ending December 31	Total	1st Quarter Ending March 31	2nd Quarter Ending June 30	3rd Quarter Ending September 30	4th Quarter Ending December 31	Total	Unreleased Appropriations	Unobligated Allotments	Unpaid Obligations (15-20)=(23+24)	
																						Due and Demandable	Not Yet Due and Demandable
1	2	3	4	5=(3+4)	6	7	8	9	10=[(6+(-)7)-8+9]	11	12	13	14	15=(11+12+13+14)	16	17	18	19	20=(16+17+18+19)	21	22	23	24
IV. Reversion of the Unobligated Allotments charged against R.A. Nos. 11465 and 11494		0.00	0.00	0.00	0.00	0.00	0.00	0.00	0.00	0.00	0.00	0.00	0.00	0.00	0.00	0.00	0.00	0.00	0.00	0.00	0.00	0.00	0.00
GRAND TOTAL		219,170,000.00	0.00	219,170,000.00	219,170,000.00	0.00	0.00	0.00	219,170,000.00	49,195,979.29	0.00	0.00	0.00	49,195,979.29	46,910,093.64	0.00	0.00	0.00	46,910,093.64	0.00	169,974,020.71	2,285,885.65	0.00
PS		113,550,000.00	0.00	113,550,000.00	113,550,000.00	0.00	0.00	0.00	113,550,000.00	27,807,278.61	0.00	0.00	0.00	27,807,278.61	27,807,278.61	0.00	0.00	0.00	27,807,278.61	0.00	85,742,721.39	0.00	0.00
MOOE		89,911,000.00	0.00	89,911,000.00	89,911,000.00	0.00	0.00	0.00	89,911,000.00	21,388,700.68	0.00	0.00	0.00	21,388,700.68	19,102,815.03	0.00	0.00	0.00	19,102,815.03	0.00	68,522,299.32	2,285,885.65	0.00
CO		15,709,000.00	0.00	15,709,000.00	15,709,000.00	0.00	0.00	0.00	15,709,000.00	0.00	0.00	0.00	0.00	0.00	0.00	0.00	0.00	0.00	0.00	0.00	15,709,000.00	0.00	0.00
Recapitulation by OO:																							
I. Agency Specific Budget		99,351,000.00	0.00	99,351,000.00	99,351,000.00	0.00	0.00	0.00	99,351,000.00	19,761,009.41	0.00	0.00	0.00	19,761,009.41	19,758,309.41	0.00	0.00	0.00	19,758,309.41	0.00	79,589,990.59	2,700.00	0.00
PUBLIC-PRIVATE PARTNERSHIP MANAGEMENT PROGRAM		99,351,000.00	0.00	99,351,000.00	99,351,000.00	0.00	0.00	0.00	99,351,000.00	19,761,009.41	0.00	0.00	0.00	19,761,009.41	19,758,309.41	0.00	0.00	0.00	19,758,309.41	0.00	79,589,990.59	2,700.00	0.00

Certified Correct:

 MARY ROAN S. SAN DIEGO
 Administrative Officer V
 Date: April 29, 2024 07:21 PM

Certified Correct:

 JO ANN T. MENDOZA
 OIC - Chief (Accountant IV), Finance Division
 Date: April 29, 2024 07:21 PM

Recommending Approval By:

 CATALINA R. CARAAN
 Director IV, Administrative Service
 Date: April 29, 2024 07:19 PM

Approved By:

 ELEAZAR E. RICOTE
 Deputy Executive Director
 Date: April 29, 2024 07:19 PM

STATEMENT OF APPROPRIATIONS, ALLOTMENTS, OBLIGATIONS, DISBURSEMENTS AND BALANCES
As at the Quarter Ending March 31, 2024

Department : National Economic and Development Authority (NEDA)
 Agency/Entity : Public-Private Partnership Center of the Philippines
 Operating Unit : < not applicable >
 Organization Code (UACS) : 24 005 000000
 Fund Cluster : 01 - Regular Agency Fund

X

(e.g. UACS Fund Cluster: 01-Regular Agency Fund, 02-Foreign Assisted Projects Fund, 03-Special Account-Locally Funded/Domestic Grants Fund, and 04-Special Account-Foreign Assisted/Foreign Grants Fund)

Particulars	UACS CODE	Appropriations			Allotments						Current Year Obligations					Current Year Disbursements					Balances				
		Authorized Appropriations	Adjustments (Transfer To/From, Modifications/Augmentations)	Adjusted Appropriations	Allotments		Adjustments (Reductions, Modifications/Augmentations)	Transfer To	Transfer From	Adjusted Allotments	1st Quarter Ending March 31	2nd Quarter Ending June 30	3rd Quarter Ending September 30	4th Quarter Ending December 31	Total	1st Quarter Ending March 31	2nd Quarter Ending June 30	3rd Quarter Ending September 30	4th Quarter Ending December 31	Total	Unused Funds		Unpaid Obligations (16-21)=(24+25)		
					SARO	Unobligated															Unreleased Appropriations	Unobligated Allotments	Due and Demandable	Not Yet Due and Demandable	
1	2	3	4	5=(3+4)	6	7	8	9	10	11=(6+7+(-8)-9+10)	12	13	14	15	16=(12+13+14+15)	17	18	19	20	21=(17+18+19+20)	22=(5-11)	23=(11-16)	24	25	
Unreleased Appropriations		2,716,665.21	0.00	2,716,665.21	0.00	2,716,665.21	0.00	0.00	0.00	0.00	2,716,665.21	2,255,548.27	0.00	0.00	0.00	2,255,548.27	2,255,548.27	0.00	0.00	0.00	2,255,548.27	461,116.94	0.00	0.00	0.00
I. Agency Specific Budget		2,716,665.21	0.00	2,716,665.21	0.00	2,716,665.21	0.00	0.00	0.00	2,716,665.21	2,255,548.27	0.00	0.00	0.00	2,255,548.27	2,255,548.27	0.00	0.00	0.00	2,255,548.27	461,116.94	0.00	0.00	0.00	0.00
General Administration and Support	1000000000000000	454,691.76	0.00	454,691.76	0.00	454,691.76	0.00	0.00	0.00	454,691.76	358,411.75	0.00	0.00	0.00	358,411.75	358,411.75	0.00	0.00	0.00	358,411.75	96,280.01	0.00	0.00	0.00	0.00
General management and supervision	100000100001000	454,691.76	0.00	454,691.76	0.00	454,691.76	0.00	0.00	0.00	454,691.76	358,411.75	0.00	0.00	0.00	358,411.75	358,411.75	0.00	0.00	0.00	358,411.75	96,280.01	0.00	0.00	0.00	0.00
MOOE		454,691.76	0.00	454,691.76	0.00	454,691.76	0.00	0.00	0.00	454,691.76	358,411.75	0.00	0.00	0.00	358,411.75	358,411.75	0.00	0.00	0.00	358,411.75	96,280.01	0.00	0.00	0.00	0.00
Sub-Total, General Administration and Support		454,691.76	0.00	454,691.76	0.00	454,691.76	0.00	0.00	0.00	454,691.76	358,411.75	0.00	0.00	0.00	358,411.75	358,411.75	0.00	0.00	0.00	358,411.75	96,280.01	0.00	0.00	0.00	0.00
PS		0.00	0.00	0.00	0.00	0.00	0.00	0.00	0.00	0.00	0.00	0.00	0.00	0.00	0.00	0.00	0.00	0.00	0.00	0.00	0.00	0.00	0.00	0.00	0.00
MOOE		454,691.76	0.00	454,691.76	0.00	454,691.76	0.00	0.00	0.00	454,691.76	358,411.75	0.00	0.00	0.00	358,411.75	358,411.75	0.00	0.00	0.00	358,411.75	96,280.01	0.00	0.00	0.00	0.00
FinEx (if Applicable)		0.00	0.00	0.00	0.00	0.00	0.00	0.00	0.00	0.00	0.00	0.00	0.00	0.00	0.00	0.00	0.00	0.00	0.00	0.00	0.00	0.00	0.00	0.00	0.00
CO		0.00	0.00	0.00	0.00	0.00	0.00	0.00	0.00	0.00	0.00	0.00	0.00	0.00	0.00	0.00	0.00	0.00	0.00	0.00	0.00	0.00	0.00	0.00	0.00
Operations	3000000000000000	2,261,973.45	0.00	2,261,973.45	0.00	2,261,973.45	0.00	0.00	0.00	2,261,973.45	1,897,136.52	0.00	0.00	0.00	1,897,136.52	1,897,136.52	0.00	0.00	0.00	1,897,136.52	364,836.93	0.00	0.00	0.00	0.00
OO : Greater private sector participation thru Public-Private Partnership to accelerate provision of safe, efficient, reliable and sustainable infrastructure and development projects		2,261,973.45	0.00	2,261,973.45	0.00	2,261,973.45	0.00	0.00	0.00	2,261,973.45	1,897,136.52	0.00	0.00	0.00	1,897,136.52	1,897,136.52	0.00	0.00	0.00	1,897,136.52	364,836.93	0.00	0.00	0.00	0.00
PUBLIC-PRIVATE PARTNERSHIP MANAGEMENT PROGRAM		2,261,973.45	0.00	2,261,973.45	0.00	2,261,973.45	0.00	0.00	0.00	2,261,973.45	1,897,136.52	0.00	0.00	0.00	1,897,136.52	1,897,136.52	0.00	0.00	0.00	1,897,136.52	364,836.93	0.00	0.00	0.00	0.00
Project Development and Advisory Assistance	310100100001000	2,586.54	0.00	2,586.54	0.00	2,586.54	0.00	0.00	0.00	2,586.54	0.00	0.00	0.00	0.00	0.00	0.00	0.00	0.00	0.00	0.00	2,586.54	0.00	0.00	0.00	0.00
MOOE		2,586.54	0.00	2,586.54	0.00	2,586.54	0.00	0.00	0.00	2,586.54	0.00	0.00	0.00	0.00	0.00	0.00	0.00	0.00	0.00	0.00	2,586.54	0.00	0.00	0.00	0.00
Management and Administration of the Project Development and Monitoring Facility (PDMF) Funds	310100100002000	32,373.88	0.00	32,373.88	0.00	32,373.88	0.00	0.00	0.00	32,373.88	0.00	0.00	0.00	0.00	0.00	0.00	0.00	0.00	0.00	0.00	32,373.88	0.00	0.00	0.00	0.00
MOOE		32,373.88	0.00	32,373.88	0.00	32,373.88	0.00	0.00	0.00	32,373.88	0.00	0.00	0.00	0.00	0.00	0.00	0.00	0.00	0.00	0.00	32,373.88	0.00	0.00	0.00	0.00
Public-Private Partnership Policy Formulation and Advocacy, and Project Monitoring and Evaluation	310100100003000	230,661.25	0.00	230,661.25	0.00	230,661.25	0.00	0.00	0.00	230,661.25	159,979.54	0.00	0.00	0.00	159,979.54	159,979.54	0.00	0.00	0.00	159,979.54	70,681.71	0.00	0.00	0.00	0.00
MOOE		230,661.25	0.00	230,661.25	0.00	230,661.25	0.00	0.00	0.00	230,661.25	159,979.54	0.00	0.00	0.00	159,979.54	159,979.54	0.00	0.00	0.00	159,979.54	70,681.71	0.00	0.00	0.00	0.00
Provision of Capacity Building, Knowledge Management Services, Legal Services and ICT Services	310100100004000	1,996,351.78	0.00	1,996,351.78	0.00	1,996,351.78	0.00	0.00	0.00	1,996,351.78	1,737,156.98	0.00	0.00	0.00	1,737,156.98	1,737,156.98	0.00	0.00	0.00	1,737,156.98	259,194.80	0.00	0.00	0.00	0.00
MOOE		1,996,351.78	0.00	1,996,351.78	0.00	1,996,351.78	0.00	0.00	0.00	1,996,351.78	1,737,156.98	0.00	0.00	0.00	1,737,156.98	1,737,156.98	0.00	0.00	0.00	1,737,156.98	259,194.80	0.00	0.00	0.00	0.00
Sub-Total, Operations		2,261,973.45	0.00	2,261,973.45	0.00	2,261,973.45	0.00	0.00	0.00	2,261,973.45	1,897,136.52	0.00	0.00	0.00	1,897,136.52	1,897,136.52	0.00	0.00	0.00	1,897,136.52	364,836.93	0.00	0.00	0.00	0.00
PS		0.00	0.00	0.00	0.00	0.00	0.00	0.00	0.00	0.00	0.00	0.00	0.00	0.00	0.00	0.00	0.00	0.00	0.00	0.00	0.00	0.00	0.00	0.00	0.00
MOOE		2,261,973.45	0.00	2,261,973.45	0.00	2,261,973.45	0.00	0.00	0.00	2,261,973.45	1,897,136.52	0.00	0.00	0.00	1,897,136.52	1,897,136.52	0.00	0.00	0.00	1,897,136.52	364,836.93	0.00	0.00	0.00	0.00
FinEx (if Applicable)		0.00	0.00	0.00	0.00	0.00	0.00	0.00	0.00	0.00	0.00	0.00	0.00	0.00	0.00	0.00	0.00	0.00	0.00	0.00	0.00	0.00	0.00	0.00	0.00
CO		0.00	0.00	0.00	0.00	0.00	0.00	0.00	0.00	0.00	0.00	0.00	0.00	0.00	0.00	0.00	0.00	0.00	0.00	0.00	0.00	0.00	0.00	0.00	0.00
Sub-Total, I. Agency Specific Budget		2,716,665.21	0.00	2,716,665.21	0.00	2,716,665.21	0.00	0.00	0.00	2,716,665.21	2,255,548.27	0.00	0.00	0.00	2,255,548.27	2,255,548.27	0.00	0.00	0.00	2,255,548.27	461,116.94	0.00	0.00	0.00	0.00
PS		0.00	0.00	0.00	0.00	0.00	0.00	0.00	0.00	0.00	0.00	0.00	0.00	0.00	0.00	0.00	0.00	0.00	0.00	0.00	0.00	0.00	0.00	0.00	0.00
MOOE		2,716,665.21	0.00	2,716,665.21	0.00	2,716,665.21	0.00	0.00	0.00	2,716,665.21	2,255,548.27	0.00	0.00	0.00	2,255,548.27	2,255,548.27	0.00	0.00	0.00	2,255,548.27	461,116.94	0.00	0.00	0.00	0.00
FinEx (if Applicable)		0.00	0.00	0.00	0.00	0.00	0.00	0.00	0.00	0.00	0.00	0.00	0.00	0.00	0.00	0.00	0.00	0.00	0.00	0.00	0.00	0.00	0.00	0.00	0.00
CO		0.00	0.00	0.00	0.00	0.00	0.00	0.00	0.00	0.00	0.00	0.00	0.00	0.00	0.00	0.00	0.00	0.00	0.00	0.00	0.00	0.00	0.00	0.00	0.00
Unobligated Allotment		2,716,665.21	0.00	2,716,665.21	0.00	2,716,665.21	0.00	0.00	0.00	2,716,665.21	2,255,548.27	0.00	0.00	0.00	2,255,548.27	2,255,548.27	0.00	0.00	0.00	2,255,548.27	461,116.94	0.00	0.00	0.00	0.00
I. Agency Specific Budget		2,716,665.21	0.00	2,716,665.21	0.00	2,716,665.21	0.00	0.00	0.00	2,716,665.21	2,255,548.27	0.00	0.00	0.00	2,255,548.27	2,255,548.27	0.00	0.00	0.00	2,255,548.27	461,116.94	0.00	0.00	0.00	0.00
General Administration and Support	1000000000000000	454,691.76	0.00	454,691.76	0.00	454,691.76	0.00	0.00	0.00	454,691.76	358,411.75	0.00	0.00	0.00	358,411.75	358,411.75	0.00	0.00	0.00	358,411.75	96,280.01	0.00	0.00	0.00	0.00
General management and supervision	100000100001000	454,691.76	0.00	454,691.76	0.00	454,691.76	0.00	0.00	0.00	454,691.76	358,411.75	0.00	0.00	0.0											

STATEMENT OF APPROPRIATIONS, ALLOTMENTS, OBLIGATIONS, DISBURSEMENTS AND BALANCES


As at the Quarter Ending March 31, 2024


Department : National Economic and Development Authority (NEDA)
 Agency/Entity : Public-Private Partnership Center of the Philippines
 Operating Unit : < not applicable >
 Organization Code (UACS) : 24 005 0000000
 Fund Cluster : 01 - Regular Agency Fund


X

(e.g. UACS Fund Cluster: 01-Regular Agency Fund, 02-Foreign Assisted Projects Fund, 03-Special Account-Locally Funded/Domestic Grants Fund, and 04-Special Account-Foreign Assisted/Foreign Grants Fund)

Particulars	UACS CODE	Appropriations			Allotments						Current Year Obligations					Current Year Disbursements					Balances			
		Authorized Appropriations	Adjustments (Transfer To/From, Modifications/ Augmentations)	Adjusted Appropriations	Allotments		Adjustments (Reductions, Modifications/ Augmentations)	Transfer To	Transfer From	Adjusted Allotments	1st Quarter Ending March 31	2nd Quarter Ending June 30	3rd Quarter Ending September 30	4th Quarter Ending December 31	Total	1st Quarter Ending March 31	2nd Quarter Ending June 30	3rd Quarter Ending September 30	4th Quarter Ending December 31	Total	Unused Funds		Unpaid Obligations (16-21)=(24+25)	
					SARO	Unobligated															Unreleased Appropriations	Unobligated Allotments	Due and Demandable	Not Yet Due and Demandable
1	2	3	4	5=(3+4)	6	7	8	9	10	11=(6+7+(-8)-9+10)	12	13	14	15	16=(12+13+14+15)	17	18	19	20	21=(17+18+19+20)	22=(5-11)	23=(11-16)	24	25
Provision of Capacity Building, Knowledge Management Services, Legal Services and ICT Services	310100100004000	1,996,351.78	0.00	1,996,351.78	0.00	1,996,351.78	0.00	0.00	0.00	1,996,351.78	1,737,156.98	0.00	0.00	0.00	1,737,156.98	1,737,156.98	0.00	0.00	0.00	1,737,156.98	259,194.80	0.00	0.00	0.00
MOOE		1,996,351.78	0.00	1,996,351.78	0.00	1,996,351.78	0.00	0.00	0.00	1,996,351.78	1,737,156.98	0.00	0.00	0.00	1,737,156.98	1,737,156.98	0.00	0.00	0.00	1,737,156.98	259,194.80	0.00	0.00	0.00
Sub-Total, Operations		2,261,973.45	0.00	2,261,973.45	0.00	2,261,973.45	0.00	0.00	0.00	2,261,973.45	1,897,136.52	0.00	0.00	0.00	1,897,136.52	1,897,136.52	0.00	0.00	0.00	1,897,136.52	364,836.93	0.00	0.00	0.00
PS		0.00	0.00	0.00	0.00	0.00	0.00	0.00	0.00	0.00	0.00	0.00	0.00	0.00	0.00	0.00	0.00	0.00	0.00	0.00	0.00	0.00	0.00	0.00
MOOE		2,261,973.45	0.00	2,261,973.45	0.00	2,261,973.45	0.00	0.00	0.00	2,261,973.45	1,897,136.52	0.00	0.00	0.00	1,897,136.52	1,897,136.52	0.00	0.00	0.00	1,897,136.52	364,836.93	0.00	0.00	0.00
FinEx (if Applicable)		0.00	0.00	0.00	0.00	0.00	0.00	0.00	0.00	0.00	0.00	0.00	0.00	0.00	0.00	0.00	0.00	0.00	0.00	0.00	0.00	0.00	0.00	0.00
CO		0.00	0.00	0.00	0.00	0.00	0.00	0.00	0.00	0.00	0.00	0.00	0.00	0.00	0.00	0.00	0.00	0.00	0.00	0.00	0.00	0.00	0.00	0.00
Sub-Total, I. Agency Specific Budget		2,716,665.21	0.00	2,716,665.21	0.00	2,716,665.21	0.00	0.00	0.00	2,716,665.21	2,255,548.27	0.00	0.00	0.00	2,255,548.27	2,255,548.27	0.00	0.00	0.00	2,255,548.27	461,116.94	0.00	0.00	0.00
PS		0.00	0.00	0.00	0.00	0.00	0.00	0.00	0.00	0.00	0.00	0.00	0.00	0.00	0.00	0.00	0.00	0.00	0.00	0.00	0.00	0.00	0.00	0.00
MOOE		2,716,665.21	0.00	2,716,665.21	0.00	2,716,665.21	0.00	0.00	0.00	2,716,665.21	2,255,548.27	0.00	0.00	0.00	2,255,548.27	2,255,548.27	0.00	0.00	0.00	2,255,548.27	461,116.94	0.00	0.00	0.00
FinEx (if Applicable)		0.00	0.00	0.00	0.00	0.00	0.00	0.00	0.00	0.00	0.00	0.00	0.00	0.00	0.00	0.00	0.00	0.00	0.00	0.00	0.00	0.00	0.00	0.00
CO		0.00	0.00	0.00	0.00	0.00	0.00	0.00	0.00	0.00	0.00	0.00	0.00	0.00	0.00	0.00	0.00	0.00	0.00	0.00	0.00	0.00	0.00	0.00
GRAND TOTAL		5,433,330.42	0.00	5,433,330.42	0.00	5,433,330.42	0.00	0.00	0.00	5,433,330.42	4,511,096.54	0.00	0.00	0.00	4,511,096.54	4,511,096.54	0.00	0.00	0.00	4,511,096.54	922,233.88	0.00	0.00	0.00
PS		0.00	0.00	0.00	0.00	0.00	0.00	0.00	0.00	0.00	0.00	0.00	0.00	0.00	0.00	0.00	0.00	0.00	0.00	0.00	0.00	0.00	0.00	0.00
MOOE		5,433,330.42	0.00	5,433,330.42	0.00	5,433,330.42	0.00	0.00	0.00	5,433,330.42	4,511,096.54	0.00	0.00	0.00	4,511,096.54	4,511,096.54	0.00	0.00	0.00	4,511,096.54	922,233.88	0.00	0.00	0.00
FinEx (if Applicable)		0.00	0.00	0.00	0.00	0.00	0.00	0.00	0.00	0.00	0.00	0.00	0.00	0.00	0.00	0.00	0.00	0.00	0.00	0.00	0.00	0.00	0.00	0.00
CO		0.00	0.00	0.00	0.00	0.00	0.00	0.00	0.00	0.00	0.00	0.00	0.00	0.00	0.00	0.00	0.00	0.00	0.00	0.00	0.00	0.00	0.00	0.00
Recapitulation by OO:																								
Unobligated Allotment		2,261,973.45	0.00	2,261,973.45	0.00	2,261,973.45	0.00	0.00	0.00	2,261,973.45	1,897,136.52	0.00	0.00	0.00	1,897,136.52	1,897,136.52	0.00	0.00	0.00	1,897,136.52	364,836.93	0.00	0.00	0.00
I. Agency Specific Budget		2,261,973.45	0.00	2,261,973.45	0.00	2,261,973.45	0.00	0.00	0.00	2,261,973.45	1,897,136.52	0.00	0.00	0.00	1,897,136.52	1,897,136.52	0.00	0.00	0.00	1,897,136.52	364,836.93	0.00	0.00	0.00
PUBLIC-PRIVATE PARTNERSHIP MANAGEMENT PROGRAM		2,261,973.45	0.00	2,261,973.45	0.00	2,261,973.45	0.00	0.00	0.00	2,261,973.45	1,897,136.52	0.00	0.00	0.00	1,897,136.52	1,897,136.52	0.00	0.00	0.00	1,897,136.52	364,836.93	0.00	0.00	0.00
Unreleased Appropriations		2,261,973.45	0.00	2,261,973.45	0.00	2,261,973.45	0.00	0.00	0.00	2,261,973.45	1,897,136.52	0.00	0.00	0.00	1,897,136.52	1,897,136.52	0.00	0.00	0.00	1,897,136.52	364,836.93	0.00	0.00	0.00
I. Agency Specific Budget		2,261,973.45	0.00	2,261,973.45	0.00	2,261,973.45	0.00	0.00	0.00	2,261,973.45	1,897,136.52	0.00	0.00	0.00	1,897,136.52	1,897,136.52	0.00	0.00	0.00	1,897,136.52	364,836.93	0.00	0.00	0.00
PUBLIC-PRIVATE PARTNERSHIP MANAGEMENT PROGRAM		2,261,973.45	0.00	2,261,973.45	0.00	2,261,973.45	0.00	0.00	0.00	2,261,973.45	1,897,136.52	0.00	0.00	0.00	1,897,136.52	1,897,136.52	0.00	0.00	0.00	1,897,136.52	364,836.93	0.00	0.00	0.00

Certified Correct: 
 MARY ROAN S. SAN DIEGO
 Administrative Officer V
 Date:

Certified Correct: 
 JO ANN V. MENDOZA
 OIC - Chief (Accountant IV), Finance Division
 Date:

Recommending Approval By: 
 CATALINA R. CARAAN
 Director IV, Administrative Service
 Date:

Approved By: 
 ELEAZAR E. RICOTE
 Deputy Executive Director
 Date:

SUMMARY OF APPROPRIATIONS, ALLOTMENTS, OBLIGATIONS, DISBURSEMENTS AND BALANCES BY OBJECT OF EXPENDITURES
As at the Quarter Ending March 31, 2024

Department : National Economic and Development Authority (NEDA)
 Agency/Entity : Public-Private Partnership Center of the Philippines
 Operating Unit : < not applicable >
 Organization Code (UACS) : 24 005 0000000
 Fund Cluster : 01 - Regular Agency Fund

X	Current Year Appropriations
	Supplemental Appropriations
	Continuing Appropriations

(e.g. UACS Fund Cluster: 01-Regular Agency Fund, 02-Foreign Assisted Projects Fund, 03-Special Account-Locally Funded/Domestic Grants Fund, and 04-Special Account-Foreign Assisted/Foreign Grants Fund)

Particulars	UACS CODE	Appropriations		Allotments				Obligations				Disbursements				Balances							
		Authorized Appropriations	Adjustments (Transfer To/From, Modifications/Augmentations)	Adjusted Appropriations	Allotments Received	Adjustments (Reductions, Modifications/Augmentations)	Transfer To	Transfer From	Adjusted Allotments	1st Quarter Ending March 31	2nd Quarter Ending June 30	3rd Quarter Ending September 30	4th Quarter Ending December 31	Total	1st Quarter Ending March 31	2nd Quarter Ending June 30	3rd Quarter Ending September 30	4th Quarter Ending December 31	Total	Unreleased Appropriations	Unobligated Allotments	Unpaid Obligations (15-20)=(23+24)	
		3	4	5=(3+4)	6	7	8	9	10=[(6+(-)7)-8+9]	11	12	13	14	15=(11+12+13+14)	16	17	18	19	20=(16+17+18+19)	21=(5-10)	22=(10-15)	23	24
SUMMARY		219,170,000.00	0.00	219,170,000.00	219,170,000.00	0.00	0.00	0.00	219,170,000.00	49,195,979.29	0.00	0.00	0.00	49,195,979.29	46,910,093.64	0.00	0.00	0.00	46,910,093.64	0.00	169,974,020.71	237,735.45	2,048,150.20
A. AGENCY SPECIFIC BUDGET		209,498,000.00	0.00	209,498,000.00	209,498,000.00	0.00	0.00	0.00	209,498,000.00	47,191,965.07	0.00	0.00	0.00	47,191,965.07	44,906,079.42	0.00	0.00	0.00	44,906,079.42	0.00	162,306,034.93	237,735.45	2,048,150.20
Personnel Services		103,878,000.00	0.00	103,878,000.00	103,878,000.00	0.00	0.00	0.00	103,878,000.00	25,803,264.39	0.00	0.00	0.00	25,803,264.39	25,803,264.39	0.00	0.00	0.00	25,803,264.39	0.00	78,074,735.61	0.00	0.00
Salaries and Wages		80,597,000.00	(120,000.00)	80,477,000.00	80,597,000.00	(120,000.00)	0.00	0.00	80,477,000.00	22,720,267.12	0.00	0.00	0.00	22,720,267.12	22,720,267.12	0.00	0.00	0.00	22,720,267.12	0.00	57,756,732.88	0.00	0.00
Salaries and Wages - Regular	5010101000	80,597,000.00	(120,000.00)	80,477,000.00	80,597,000.00	(120,000.00)	0.00	0.00	80,477,000.00	22,720,267.12	0.00	0.00	0.00	22,720,267.12	22,720,267.12	0.00	0.00	0.00	22,720,267.12	0.00	57,756,732.88	0.00	0.00
Basic Salary - Civilian	5010101001	80,597,000.00	(120,000.00)	80,477,000.00	80,597,000.00	(120,000.00)	0.00	0.00	80,477,000.00	22,720,267.12	0.00	0.00	0.00	22,720,267.12	22,720,267.12	0.00	0.00	0.00	22,720,267.12	0.00	57,756,732.88	0.00	0.00
Other Compensation		21,122,000.00	120,000.00	21,242,000.00	21,122,000.00	120,000.00	0.00	0.00	21,242,000.00	2,646,181.82	0.00	0.00	0.00	2,646,181.82	2,646,181.82	0.00	0.00	0.00	2,646,181.82	0.00	18,595,818.18	0.00	0.00
Personal Economic Relief Allowance (PERA)	5010201000	2,544,000.00	0.00	2,544,000.00	2,544,000.00	0.00	0.00	0.00	2,544,000.00	752,181.82	0.00	0.00	0.00	752,181.82	752,181.82	0.00	0.00	0.00	752,181.82	0.00	1,791,818.18	0.00	0.00
PERA - Civilian	5010201001	2,544,000.00	0.00	2,544,000.00	2,544,000.00	0.00	0.00	0.00	2,544,000.00	752,181.82	0.00	0.00	0.00	752,181.82	752,181.82	0.00	0.00	0.00	752,181.82	0.00	1,791,818.18	0.00	0.00
Representation Allowance (RA)	5010202000	1,956,000.00	0.00	1,956,000.00	1,956,000.00	0.00	0.00	0.00	1,956,000.00	609,625.00	0.00	0.00	0.00	609,625.00	609,625.00	0.00	0.00	0.00	609,625.00	0.00	1,346,375.00	0.00	0.00
Transportation Allowance (TA)	5010203000	1,494,000.00	0.00	1,494,000.00	1,494,000.00	0.00	0.00	0.00	1,494,000.00	528,375.00	0.00	0.00	0.00	528,375.00	528,375.00	0.00	0.00	0.00	528,375.00	0.00	965,625.00	0.00	0.00
Transportation Allowance (TA)	5010203001	1,494,000.00	0.00	1,494,000.00	1,494,000.00	0.00	0.00	0.00	1,494,000.00	528,375.00	0.00	0.00	0.00	528,375.00	528,375.00	0.00	0.00	0.00	528,375.00	0.00	965,625.00	0.00	0.00
Clothing/Uniform Allowance	5010204000	636,000.00	120,000.00	756,000.00	636,000.00	120,000.00	0.00	0.00	756,000.00	756,000.00	0.00	0.00	0.00	756,000.00	756,000.00	0.00	0.00	0.00	756,000.00	0.00	0.00	0.00	0.00
Clothing/Uniform Allowance - Civilian	5010204001	636,000.00	120,000.00	756,000.00	636,000.00	120,000.00	0.00	0.00	756,000.00	756,000.00	0.00	0.00	0.00	756,000.00	756,000.00	0.00	0.00	0.00	756,000.00	0.00	0.00	0.00	0.00
Year End Bonus	5010214000	6,716,000.00	0.00	6,716,000.00	6,716,000.00	0.00	0.00	0.00	6,716,000.00	0.00	0.00	0.00	0.00	0.00	0.00	0.00	0.00	0.00	0.00	0.00	6,716,000.00	0.00	0.00
Bonus - Civilian	5010214001	6,716,000.00	0.00	6,716,000.00	6,716,000.00	0.00	0.00	0.00	6,716,000.00	0.00	0.00	0.00	0.00	0.00	0.00	0.00	0.00	0.00	0.00	0.00	6,716,000.00	0.00	0.00
Cash Gift	5010215000	530,000.00	0.00	530,000.00	530,000.00	0.00	0.00	0.00	530,000.00	0.00	0.00	0.00	0.00	0.00	0.00	0.00	0.00	0.00	0.00	0.00	530,000.00	0.00	0.00
Cash Gift - Civilian	5010215001	530,000.00	0.00	530,000.00	530,000.00	0.00	0.00	0.00	530,000.00	0.00	0.00	0.00	0.00	0.00	0.00	0.00	0.00	0.00	0.00	0.00	530,000.00	0.00	0.00
Mid-Year Bonus - Civilian	5010216000	6,716,000.00	0.00	6,716,000.00	6,716,000.00	0.00	0.00	0.00	6,716,000.00	0.00	0.00	0.00	0.00	0.00	0.00	0.00	0.00	0.00	0.00	0.00	6,716,000.00	0.00	0.00
Mid-Year Bonus - Civilian	5010216001	6,716,000.00	0.00	6,716,000.00	6,716,000.00	0.00	0.00	0.00	6,716,000.00	0.00	0.00	0.00	0.00	0.00	0.00	0.00	0.00	0.00	0.00	0.00	6,716,000.00	0.00	0.00
Other Bonuses and Allowances	5010299000	530,000.00	0.00	530,000.00	530,000.00	0.00	0.00	0.00	530,000.00	0.00	0.00	0.00	0.00	0.00	0.00	0.00	0.00	0.00	0.00	0.00	530,000.00	0.00	0.00
Productivity Enhancement Incentive - Civilian	5010299012	530,000.00	0.00	530,000.00	530,000.00	0.00	0.00	0.00	530,000.00	0.00	0.00	0.00	0.00	0.00	0.00	0.00	0.00	0.00	0.00	0.00	530,000.00	0.00	0.00
Personnel Benefit Contributions		1,888,000.00	0.00	1,888,000.00	1,888,000.00	0.00	0.00	0.00	1,888,000.00	426,815.45	0.00	0.00	0.00	426,815.45	426,815.45	0.00	0.00	0.00	426,815.45	0.00	1,461,184.55	0.00	0.00
Pag-IBIG Contributions	5010302000	127,000.00	0.00	127,000.00	127,000.00	0.00	0.00	0.00	127,000.00	38,100.00	0.00	0.00	0.00	38,100.00	38,100.00	0.00	0.00	0.00	38,100.00	0.00	88,900.00	0.00	0.00
Pag-IBIG - Civilian	5010302001	127,000.00	0.00	127,000.00	127,000.00	0.00	0.00	0.00	127,000.00	38,100.00	0.00	0.00	0.00	38,100.00	38,100.00	0.00	0.00	0.00	38,100.00	0.00	88,900.00	0.00	0.00
PhilHealth Contributions	5010303000	1,634,000.00	0.00	1,634,000.00	1,634,000.00	0.00	0.00	0.00	1,634,000.00	360,515.45	0.00	0.00	0.00	360,515.45	360,515.45	0.00	0.00	0.00	360,515.45	0.00	1,273,484.55	0.00	0.00
PhilHealth - Civilian	5010303001	1,634,000.00	0.00	1,634,000.00	1,634,000.00	0.00	0.00	0.00	1,634,000.00	360,515.45	0.00	0.00	0.00	360,515.45	360,515.45	0.00	0.00	0.00	360,515.45	0.00	1,273,484.55	0.00	0.00
Employees Compensation Insurance Premiums	5010304000	127,000.00	0.00	127,000.00	127,000.00	0.00	0.00	0.00	127,000.00	28,200.00	0.00	0.00	0.00	28,200.00	28,200.00	0.00	0.00	0.00	28,200.00	0.00	98,800.00	0.00	0.00
ECIP - Civilian	5010304001	127,000.00	0.00	127,000.00	127,000.00	0.00	0.00	0.00	127,000.00	28,200.00	0.00	0.00	0.00	28,200.00	28,200.00	0.00	0.00	0.00	28,200.00	0.00	98,800.00	0.00	0.00
Other Personnel Benefits		271,000.00	0.00	271,000.00	271,000.00	0.00	0.00	0.00	271,000.00	10,000.00	0.00	0.00	0.00	10,000.00	10,000.00	0.00	0.00	0.00					

SUMMARY OF APPROPRIATIONS, ALLOTMENTS, OBLIGATIONS, DISBURSEMENTS AND BALANCES BY OBJECT OF EXPENDITURES
As at the Quarter Ending March 31, 2024

Department : National Economic and Development Authority (NEDA)
 Agency/Entity : Public-Private Partnership Center of the Philippines
 Operating Unit : < not applicable >
 Organization Code (UACS) : 24 005 0000000
 Fund Cluster : 01 - Regular Agency Fund
 (e.g. UACS Fund Cluster: 01-Regular Agency Fund, 02-Foreign Assisted Projects Fund, 03-Special Account-Locally Funded/Domestic Grants Fund, and 04-Special Account-Foreign Assisted/Foreign Grants Fund)

X	Current Year Appropriations
	Supplemental Appropriations
	Continuing Appropriations

Particulars	UACS CODE	Appropriations			Allotments						Obligations				Disbursements				Balances					
		Authorized Appropriations	Adjustments (Transfer To/From, Modifications/ Augmentations)	Adjusted Appropriations	Allotments Received	Adjustments (Reductions, Modifications/ Augmentations)	Transfer To	Transfer From	Adjusted Allotments	1st Quarter Ending March 31	2nd Quarter Ending June 30	3rd Quarter Ending September 30	4th Quarter Ending December 31	Total	1st Quarter Ending March 31	2nd Quarter Ending June 30	3rd Quarter Ending September 30	4th Quarter Ending December 31	Total	Unreleased Appropriations	Unobligated Allotments	Unpaid Obligations (15-20)=(23+24)		
		3	4	5=(3+4)	6	7	8	9	10=[(6+(-7))-8+9]	11	12	13	14	15=(11+12+13+14)	16	17	18	19	20=(16+17+18+19)	21=(5-10)	22=(10-15)	23	24	
Awards/Rewards and Prizes		336,000.00	0.00	336,000.00	336,000.00	0.00	0.00	0.00	336,000.00	0.00	0.00	0.00	0.00	0.00	0.00	0.00	0.00	0.00	0.00	0.00	0.00	336,000.00	0.00	0.00
Awards/Rewards Expenses	5020601000	336,000.00	0.00	336,000.00	336,000.00	0.00	0.00	0.00	336,000.00	0.00	0.00	0.00	0.00	0.00	0.00	0.00	0.00	0.00	0.00	0.00	0.00	336,000.00	0.00	0.00
Confidential, Intelligence and Extraordinary		1,194,000.00	0.00	1,194,000.00	1,194,000.00	0.00	0.00	0.00	1,194,000.00	169,913.81	0.00	0.00	0.00	169,913.81	169,913.81	0.00	0.00	0.00	0.00	169,913.81	0.00	1,024,086.19	0.00	0.00
Extraordinary and Miscellaneous Expenses	5021003000	1,194,000.00	0.00	1,194,000.00	1,194,000.00	0.00	0.00	0.00	1,194,000.00	169,913.81	0.00	0.00	0.00	169,913.81	169,913.81	0.00	0.00	0.00	0.00	169,913.81	0.00	1,024,086.19	0.00	0.00
Professional Services		204,000.00	577,332.00	781,332.00	204,000.00	577,332.00	0.00	0.00	781,332.00	51,105.09	0.00	0.00	0.00	51,105.09	51,105.09	0.00	0.00	0.00	0.00	51,105.09	0.00	730,226.91	0.00	0.00
Legal Services	5021101000	4,000.00	0.00	4,000.00	4,000.00	0.00	0.00	0.00	4,000.00	0.00	0.00	0.00	0.00	0.00	0.00	0.00	0.00	0.00	0.00	0.00	0.00	4,000.00	0.00	0.00
Consultancy Services	5021103000	200,000.00	0.00	200,000.00	200,000.00	0.00	0.00	0.00	200,000.00	0.00	0.00	0.00	0.00	0.00	0.00	0.00	0.00	0.00	0.00	0.00	0.00	200,000.00	0.00	0.00
Other Professional Services	5021199000	0.00	577,332.00	577,332.00	0.00	577,332.00	0.00	0.00	577,332.00	51,105.09	0.00	0.00	0.00	51,105.09	51,105.09	0.00	0.00	0.00	0.00	51,105.09	0.00	526,226.91	0.00	0.00
General Services		9,496,000.00	(577,332.00)	8,918,668.00	9,496,000.00	(577,332.00)	0.00	0.00	8,918,668.00	1,921,985.11	0.00	0.00	0.00	1,921,985.11	740,394.91	0.00	0.00	0.00	0.00	740,394.91	0.00	6,996,682.89	0.00	1,181,590.20
Janitorial Services	5021202000	2,029,000.00	0.00	2,029,000.00	2,029,000.00	(58,765.47)	0.00	0.00	1,970,234.53	113,367.34	0.00	0.00	0.00	113,367.34	113,367.34	0.00	0.00	0.00	0.00	113,367.34	0.00	1,856,867.19	0.00	0.00
Security Services	5021203000	1,569,000.00	0.00	1,569,000.00	1,569,000.00	58,765.47	0.00	0.00	1,627,765.47	1,627,765.47	0.00	0.00	0.00	1,627,765.47	446,175.27	0.00	0.00	0.00	0.00	446,175.27	0.00	0.00	0.00	1,181,590.20
Other General Services	5021299000	5,898,000.00	(577,332.00)	5,320,668.00	5,898,000.00	(577,332.00)	0.00	0.00	5,320,668.00	180,852.30	0.00	0.00	0.00	180,852.30	180,852.30	0.00	0.00	0.00	0.00	180,852.30	0.00	5,139,815.70	0.00	0.00
Other General Services - ICT Services	5021299001	900,000.00	(577,332.00)	322,668.00	900,000.00	(577,332.00)	0.00	0.00	322,668.00	0.00	0.00	0.00	0.00	0.00	0.00	0.00	0.00	0.00	0.00	0.00	0.00	322,668.00	0.00	0.00
Other General Services	5021299099	4,998,000.00	0.00	4,998,000.00	4,998,000.00	0.00	0.00	0.00	4,998,000.00	180,852.30	0.00	0.00	0.00	180,852.30	180,852.30	0.00	0.00	0.00	0.00	180,852.30	0.00	4,817,147.70	0.00	0.00
Repairs and Maintenance		4,566,000.00	0.00	4,566,000.00	4,566,000.00	0.00	0.00	0.00	4,566,000.00	258,405.26	0.00	0.00	0.00	258,405.26	124,005.26	0.00	0.00	0.00	0.00	124,005.26	0.00	4,307,594.74	108,000.00	26,400.00
Repairs and Maintenance - Buildings and Other	5021304000	350,000.00	(83,200.00)	266,800.00	350,000.00	(83,200.00)	0.00	0.00	266,800.00	60,000.00	0.00	0.00	0.00	60,000.00	0.00	0.00	0.00	0.00	0.00	60,000.00	0.00	206,800.00	60,000.00	0.00
Buildings	5021304001	350,000.00	(83,200.00)	266,800.00	350,000.00	(83,200.00)	0.00	0.00	266,800.00	60,000.00	0.00	0.00	0.00	60,000.00	0.00	0.00	0.00	0.00	0.00	60,000.00	0.00	206,800.00	60,000.00	0.00
Repairs and Maintenance - Machinery and Office Equipment	5021305000	2,966,000.00	83,200.00	3,049,200.00	2,966,000.00	83,200.00	0.00	0.00	3,049,200.00	83,200.00	0.00	0.00	0.00	83,200.00	8,800.00	0.00	0.00	0.00	0.00	8,800.00	0.00	2,966,000.00	48,000.00	26,400.00
Information and Communication Technology Equipment	5021305003	2,966,000.00	0.00	2,966,000.00	2,966,000.00	0.00	0.00	0.00	2,966,000.00	0.00	0.00	0.00	0.00	0.00	0.00	0.00	0.00	0.00	0.00	0.00	0.00	2,966,000.00	0.00	0.00
Disaster Response and Rescue Equipment	5021305009	0.00	48,000.00	48,000.00	0.00	48,000.00	0.00	0.00	48,000.00	48,000.00	0.00	0.00	0.00	48,000.00	0.00	0.00	0.00	0.00	0.00	0.00	0.00	0.00	48,000.00	0.00
Repairs and Maintenance - Transportation	5021306000	1,250,000.00	0.00	1,250,000.00	1,250,000.00	0.00	0.00	0.00	1,250,000.00	115,205.26	0.00	0.00	0.00	115,205.26	115,205.26	0.00	0.00	0.00	0.00	115,205.26	0.00	1,134,794.74	0.00	0.00
Motor Vehicles	5021306001	1,250,000.00	0.00	1,250,000.00	1,250,000.00	0.00	0.00	0.00	1,250,000.00	115,205.26	0.00	0.00	0.00	115,205.26	115,205.26	0.00	0.00	0.00	0.00	115,205.26	0.00	1,134,794.74	0.00	0.00
Taxes, Insurance Premiums and Other Fees		1,200,000.00	0.00	1,200,000.00	1,200,000.00	0.00	0.00	0.00	1,200,000.00	577,670.32	0.00	0.00	0.00	577,670.32	577,670.32	0.00	0.00	0.00	0.00	577,670.32	0.00	622,329.68	0.00	0.00
Taxes, Duties and Licenses	5021501000	0.00	51,341.77	51,341.77	0.00	51,341.77	0.00	0.00	51,341.77	51,341.77	0.00	0.00	0.00	51,341.77	51,341.77	0.00	0.00	0.00	0.00	51,341.77	0.00	0.00	0.00	0.00
Taxes, Duties and Licenses	5021501001	0.00	51,341.77	51,341.77	0.00	51,341.77	0.00	0.00	51,341.77	51,341.77	0.00	0.00	0.00	51,341.77	51,341.77	0.00	0.00	0.00	0.00	51,341.77	0.00	0.00	0.00	0.00
Fidelity Bond Premiums	5021502000	300,000.00	0.00	300,000.00	300,000.00	0.00	0.00	0.00	300,000.00	28,500.00	0.00	0.00	0.00	28,500.00	28,500.00	0.00	0.00	0.00	0.00	28,500.00	0.00	271,500.00	0.00	0.00
Insurance Expenses	5021503000	900,000.00	(51,341.77)	848,658.23	900,000.00	(51,341.77)	0.00	0.00	848,658.23	497,828.55	0.00	0.00	0.00	497,828.55	497,828.55	0.00	0.00	0.00	0.00	497,828.55	0.00	350,829.68	0.00	0.00
Other Maintenance and Operating Expenses		57,785,000.00	(500,000.00)	57,285,000.00	57,785,000.00	(500,000.00)	0.00	0.00	57,285,000.00	15,066,429.11	0.00	0.00	0.00	15,066,429.11	15,003,903.38	0.00	0.00	0.00	0.00	15,003,903.38	0.00	42,218,570.89	62,525.73	0.00
Printing and Publication Expenses	5029902000	735,000.00	0.00	735,000.00	735,000.00	0.00	0.00	0.00	735,000.00	0.00	0.00	0.00	0.00	0.00	0.00	0.00	0.00	0.00	0.00	0.00	0.00	735,000.00	0.00	0.00
Representation Expenses	5029903000	1,301,000.00	0.00	1,301,000.00	1,301,000.00																			

SUMMARY OF APPROPRIATIONS, ALLOTMENTS, OBLIGATIONS, DISBURSEMENTS AND BALANCES BY OBJECT OF EXPENDITURES
As at the Quarter Ending March 31, 2024

Department : National Economic and Development Authority (NEDA)
 Agency/Entity : Public-Private Partnership Center of the Philippines
 Operating Unit : < not applicable >
 Organization Code (UACS) : 24 005 000000
 Fund Cluster : 01 - Regular Agency Fund

	Current Year Appropriations
	Supplemental Appropriations
X	Continuing Appropriations

(e.g. UACS Fund Cluster: 01-Regular Agency Fund, 02-Foreign Assisted Projects Fund, 03-Special Account-Locally Funded/Domestic Grants Fund, and 04-Special Account-Foreign Assisted/Foreign Grants Fund)


Particulars	UACS CODE	Appropriations				Allotments		Obligations					Disbursements					Balances			
		Authorized Appropriations	Adjustments (Transfer To/From, Modifications/Augmentations)	Adjusted Appropriations	Transfer From	Adjusted Allotments	1st Quarter Ending March 31	2nd Quarter Ending June 30	3rd Quarter Ending September 30	4th Quarter Ending December 31	Total	1st Quarter Ending March 31	2nd Quarter Ending June 30	3rd Quarter Ending September 30	4th Quarter Ending December 31	Total	Unused Funds		Unpaid Obligations (16-21)=(24+25)		
																	5=(3+4)	10	11=[(6+7)+(-18)+9+10]	12	13
SUMMARY		0.00	0.00	0.00	0.00	5,433,330.42	4,511,096.54	0.00	0.00	0.00	4,511,096.54	4,511,096.54	0.00	0.00	0.00	4,511,096.54	0.00	922,233.88	0.00	0.00	
Unreleased Appropriations		0.00	0.00	0.00	0.00	2,716,665.21	2,255,548.27	0.00	0.00	0.00	2,255,548.27	2,255,548.27	0.00	0.00	0.00	2,255,548.27	0.00	461,116.94	0.00	0.00	
I. AGENCY SPECIFIC BUDGET		0.00	0.00	0.00	0.00	2,716,665.21	2,255,548.27	0.00	0.00	0.00	2,255,548.27	2,255,548.27	0.00	0.00	0.00	2,255,548.27	0.00	461,116.94	0.00	0.00	
Maintenance and Other Operating Expenses		0.00	0.00	0.00	0.00	2,716,665.21	2,255,548.27	0.00	0.00	0.00	2,255,548.27	2,255,548.27	0.00	0.00	0.00	2,255,548.27	0.00	461,116.94	0.00	0.00	
Traveling Expenses		0.00	0.00	0.00	0.00	352,400.17	292,401.69	0.00	0.00	0.00	292,401.69	292,401.69	0.00	0.00	0.00	292,401.69	0.00	59,998.48	0.00	0.00	
Traveling Expenses - Local	5020101000	0.00	0.00	0.00	0.00	152,377.11	92,378.63	0.00	0.00	0.00	92,378.63	92,378.63	0.00	0.00	0.00	92,378.63	0.00	59,998.48	0.00	0.00	
Traveling Expenses - Foreign	5020102000	0.00	0.00	0.00	0.00	200,023.06	200,023.06	0.00	0.00	0.00	200,023.06	200,023.06	0.00	0.00	0.00	200,023.06	0.00	0.00	0.00	0.00	
Training and Scholarship Expenses		0.00	0.00	0.00	0.00	42,667.07	4,832.50	0.00	0.00	0.00	4,832.50	4,832.50	0.00	0.00	0.00	4,832.50	0.00	37,834.57	0.00	0.00	
Training Expenses	5020201000	0.00	0.00	0.00	0.00	42,667.07	4,832.50	0.00	0.00	0.00	4,832.50	4,832.50	0.00	0.00	0.00	4,832.50	0.00	37,834.57	0.00	0.00	
Training Expenses	5020201002	0.00	0.00	0.00	0.00	42,667.07	4,832.50	0.00	0.00	0.00	4,832.50	4,832.50	0.00	0.00	0.00	4,832.50	0.00	37,834.57	0.00	0.00	
Supplies and Materials Expenses		0.00	0.00	0.00	0.00	18,938.25	0.00	0.00	0.00	0.00	0.00	0.00	0.00	0.00	0.00	0.00	0.00	18,938.25	0.00	0.00	
Office Supplies Expenses	5020301000	0.00	0.00	0.00	0.00	18,938.25	0.00	0.00	0.00	0.00	0.00	0.00	0.00	0.00	0.00	0.00	0.00	18,938.25	0.00	0.00	
Office Supplies Expenses	5020301002	0.00	0.00	0.00	0.00	18,938.25	0.00	0.00	0.00	0.00	0.00	0.00	0.00	0.00	0.00	0.00	0.00	18,938.25	0.00	0.00	
Utility Expenses		0.00	0.00	0.00	0.00	1,539.00	1,539.00	0.00	0.00	0.00	1,539.00	1,539.00	0.00	0.00	0.00	1,539.00	0.00	0.00	0.00	0.00	
Water Expenses	5020401000	0.00	0.00	0.00	0.00	1,539.00	1,539.00	0.00	0.00	0.00	1,539.00	1,539.00	0.00	0.00	0.00	1,539.00	0.00	0.00	0.00	0.00	
Communication Expenses		0.00	0.00	0.00	0.00	6,970.64	0.00	0.00	0.00	0.00	0.00	0.00	0.00	0.00	0.00	0.00	0.00	6,970.64	0.00	0.00	
Telephone Expenses	5020502000	0.00	0.00	0.00	0.00	6,970.64	0.00	0.00	0.00	0.00	0.00	0.00	0.00	0.00	0.00	0.00	0.00	6,970.64	0.00	0.00	
Mobile	5020502001	0.00	0.00	0.00	0.00	6,956.21	0.00	0.00	0.00	0.00	0.00	0.00	0.00	0.00	0.00	0.00	0.00	6,956.21	0.00	0.00	
Landline	5020502002	0.00	0.00	0.00	0.00	14.43	0.00	0.00	0.00	0.00	0.00	0.00	0.00	0.00	0.00	0.00	0.00	14.43	0.00	0.00	
Confidential, Intelligence and Extraordinary		0.00	0.00	0.00	0.00	20,440.95	0.00	0.00	0.00	0.00	0.00	0.00	0.00	0.00	0.00	0.00	0.00	20,440.95	0.00	0.00	
Extraordinary and Miscellaneous Expenses	5021003000	0.00	0.00	0.00	0.00	20,440.95	0.00	0.00	0.00	0.00	0.00	0.00	0.00	0.00	0.00	0.00	0.00	20,440.95	0.00	0.00	
Professional Services		0.00	0.00	0.00	0.00	226,262.00	161,564.71	0.00	0.00	0.00	161,564.71	161,564.71	0.00	0.00	0.00	161,564.71	0.00	64,697.29	0.00	0.00	
Legal Services	5021101000	0.00	0.00	0.00	0.00	2,800.00	0.00	0.00	0.00	0.00	0.00	0.00	0.00	0.00	0.00	0.00	0.00	2,800.00	0.00	0.00	
Consultancy Services	5021103000	0.00	0.00	0.00	0.00	70,000.00	61,950.00	0.00	0.00	0.00	61,950.00	61,950.00	0.00	0.00	0.00	61,950.00	0.00	8,050.00	0.00	0.00	
Consultancy Services	5021103002	0.00	0.00	0.00	0.00	70,000.00	61,950.00	0.00	0.00	0.00	61,950.00	61,950.00	0.00	0.00	0.00	61,950.00	0.00	8,050.00	0.00	0.00	
Other Professional Services	5021199000	0.00	0.00	0.00	0.00	153,462.00	99,614.71	0.00	0.00	0.00	99,614.71	99,614.71	0.00	0.00	0.00	99,614.71	0.00	53,847.29	0.00	0.00	
General Services		0.00	0.00	0.00	0.00	792,512.00	792,512.00	0.00	0.00	0.00	792,512.00	792,512.00	0.00	0.00	0.00	792,512.00	0.00	0.00	0.00	0.00	
Other General Services	5021299000	0.00	0.00	0.00	0.00	792,512.00	792,512.00	0.00	0.00	0.00	792,512.00	792,512.00	0.00	0.00	0.00	792,512.00	0.00	0.00	0.00	0.00	
Other General Services - ICT Services	5021299001	0.00	0.00	0.00	0.00	792,512.00	792,512.00	0.00	0.00	0.00	792,512.00	792,512.00	0.00	0.00	0.00	792,512.00	0.00	0.00	0.00	0.00	
Repairs and Maintenance		0.00	0.00	0.00	0.00	21,648.58	5,820.37	0.00	0.00	0.00	5,820.37	5,820.37	0.00	0.00	0.00	5,820.37	0.00	15,828.21	0.00	0.00	
Repairs and Maintenance - Buildings and Other	5021304000	0.00	0.00	0.00	0.00	1,474.14	0.00	0.00	0.00	0.00	0.00	0.00	0.00	0.00	0.00	0.00	0.00	1,474.14	0.00	0.00	
Buildings	5021304001	0.00	0.00	0.00	0.00	1,474.14	0.00	0.00	0.00	0.00	0.00	0.00	0.00	0.00	0.00	0.00	0.00	1,474.14	0.00	0.00	
Repairs and Maintenance - Machinery and	5021305000	0.00	0.00	0.00	0.00	20,174.44	5,820.37	0.00	0.00	0.00	5,820.37	5,820.37	0.00	0.00	0.00	5,820.37	0.00	14,354.07	0.00	0.00	
Office Equipment	5021305002	0.00	0.00	0.00	0.00	14,354.07	0.00	0.00	0.00	0.00	0.00	0.00	0.00	0.00	0.00	0.00	0.00	14,354.07	0.00	0.00	
Information and Communication Technology	5021305003	0.00	0.00	0.00	0.00	5,820.37	5,820.37	0.00	0.00	0.00	5,820.37	5,820.37	0.00	0.00	0.00	5,820.37	0.00	0.00	0.00	0.00	
Other Maintenance and Operating Expenses		0.00	0.00	0.00	0.00	1,233,286.55	996,878.00	0.00	0.00	0.00	996,878.00	996,878.00	0.00	0.00	0.00	996,878.00	0.00	236,408.55	0.00	0.00	
Printing and Publication Expenses	5029902000	0.00	0.00	0.00	0.00	125,552.78	106,848.00	0.00	0.00	0.00	106,848.00	106,848.00	0.00	0.00	0.00	106,848.00	0.00	18,704.78	0.00	0.00	
Representation Expenses	5029903000	0.00	0.00	0.00	0.00	185,575.79	2,030.00	0.00	0.00	0.00	2,030.00	2,030.00	0.00	0.00	0.00	2,030.00					


List of Allotments and Sub-Allotments
As at the Quarter Ending March 31, 2024

Department : National Economic and Development Authority (NEDA)
 Agency/Entity : Public-Private Partnership Center of the Philippines
 Operating Unit : < not applicable >
 Organization Code (UACS) : 24 005 0000000
 Fund Cluster : 01 - Regular Agency Fund
 (e.g. UACS Fund Cluster: 01-Regular Agency Fund, 02-Foreign Assisted Projects Fund, 03-Special Account-Locally Funded/Domestic Grants Fund, and 04-Special Account-Foreign Assisted/Foreign Grants Fund)

X	Current Year Appropriations
	Supplemental Appropriations
	Continuing Appropriations

No.	Allotments/Sub-Allotments Reference		Funding Source		Allotments/Sub-Allotments received from CO/ROs/OUs					Sub-Allotments to ROs/OUs					Total Allotments/Net of Sub-allotments				
	Number	Date	Description	UACS CODE	PS	MOOE	FinEx	CO	Sub-Total	PS	MOOE	FinEx	CO	Total	PS	MOOE	FinEx	CO	Total
1	2	3	4	5	6	7	8	9	10=(6+7+8+9)	11	12	13	14	15=(11+12+13+14)	16=(6+11)	17=(7+12)	18=(8+13)	19=(9+14)	20=(16+17+18+19)
A. Allotments received from DBM																			
1	GAA Items released through GAA as Allotment Order per Annex A of NBC No. 592	2024-01-12	Specific Budgets of National Government Agencies	101101	103,878,000.00	89,911,000.00	0.00	15,709,000.00	209,498,000.00	0.00	0.00	0.00	0.00	0.00	103,878,000.00	89,911,000.00	0.00	15,709,000.00	209,498,000.00
2	Items For Release through GARO per Annex C of NBC No. 592	2024-01-12	Retirement and Life Insurance Premiums	104102	9,672,000.00	0.00	0.00	0.00	9,672,000.00	0.00	0.00	0.00	0.00	0.00	9,672,000.00	0.00	0.00	0.00	9,672,000.00
	Sub-Total				113,550,000.00	89,911,000.00	0.00	15,709,000.00	219,170,000.00	0.00	0.00	0.00	0.00	0.00	113,550,000.00	89,911,000.00	0.00	15,709,000.00	219,170,000.00
Total Allotments					113,550,000.00	89,911,000.00	0.00	15,709,000.00	219,170,000.00	0.00	0.00	0.00	0.00	0.00	113,550,000.00	89,911,000.00	0.00	15,709,000.00	219,170,000.00
Summary by Funding Source Code:																			
	Specific Budgets of National Government Agencies			101101	103,878,000.00	89,911,000.00	0.00	15,709,000.00	209,498,000.00	0.00	0.00	0.00	0.00	0.00	103,878,000.00	89,911,000.00	0.00	15,709,000.00	209,498,000.00
	Retirement and Life Insurance Premiums			104102	9,672,000.00	0.00	0.00	0.00	9,672,000.00	0.00	0.00	0.00	0.00	0.00	9,672,000.00	0.00	0.00	0.00	9,672,000.00

Prepared By:

 MARY ROAN S. SAN DIEGO
 Administrative Officer V
 Date:

Certified Correct:

 JO ANN T. MENDOZA
 OIC - Chief (Accountant IV), Finance Division
 Date:

Recommending Approval By:

 CATALINA R. CARAAN
 Director IV, Administrative Service
 Date:


Approved By:


 ELEAZAR E. RICOTE
 Deputy Executive Director
 Date:


STATEMENT OF APPROVED BUDGET, UTILIZATIONS, DISBURSEMENTS AND BALANCES
(For Off-Budgetary Funds)
As at the Quarter Ending March 31, 2024


Department : National Economic and Development Authority (NEDA)
 Agency/Entity : Public-Private Partnership Center of the Philippines
 Operating Unit : < not applicable >
 Organization Code (UACS) : 24 005 0000000
 Fund Cluster : 06 - Business Related Funds
 (e.g. UACS Fund Cluster: 05-Internally Generated Funds and 06-Business Related Funds)

Particulars	UACS CODE	Approved Budget			Utilizations					Disbursements					Balances		
		Approved Budgeted Revenue	Adjustments (Reductions, Modifications/ Augmentations)	Adjusted Budgeted Revenue	1st Quarter Ending March 31	2nd Quarter Ending June 30	3rd Quarter Ending September 30	4th Quarter Ending December 31	Total	1st Quarter Ending March 31	2nd Quarter Ending June 30	3rd Quarter Ending September 30	4th Quarter Ending December 31	Total	Unutilized Budget	Unpaid Obligations (10-15)=(17+18)	
																Due and Demandable	Not Yet Due and Demandable
1	2	3	4	5=[(3+(-)4)]	6	7	8	9	10=(6+7+8+9)	11	12	13	14	15=(11+12+13+14)	16=(5-10)	17	18
Operations	3000000000000000	1,443,203,000.00	0.00	1,443,203,000.00	41,994,470.70	0.00	0.00	0.00	41,994,470.70	41,994,470.70	0.00	0.00	0.00	41,994,470.70	1,401,208,529.30	0.00	0.00
OO : Greater private sector participation thru Public-Private Partnership to accelerate provision of safe, efficient, reliable and sustainable infrastructure and development projects	3100000000000000	1,443,203,000.00	0.00	1,443,203,000.00	41,994,470.70	0.00	0.00	0.00	41,994,470.70	41,994,470.70	0.00	0.00	0.00	41,994,470.70	1,401,208,529.30	0.00	0.00
PUBLIC-PRIVATE PARTNERSHIP MANAGEMENT PROGRAM	3101000000000000	1,443,203,000.00	0.00	1,443,203,000.00	41,994,470.70	0.00	0.00	0.00	41,994,470.70	41,994,470.70	0.00	0.00	0.00	41,994,470.70	1,401,208,529.30	0.00	0.00
Management and Administration of the Project Development and Monitoring Facility (PDMF) Funds	310100100002000	1,443,203,000.00	0.00	1,443,203,000.00	41,994,470.70	0.00	0.00	0.00	41,994,470.70	41,994,470.70	0.00	0.00	0.00	41,994,470.70	1,401,208,529.30	0.00	0.00
MOOE		1,443,203,000.00	0.00	1,443,203,000.00	41,994,470.70	0.00	0.00	0.00	41,994,470.70	41,994,470.70	0.00	0.00	0.00	41,994,470.70	1,401,208,529.30	0.00	0.00
Sub-Total, Operations		1,443,203,000.00	0.00	1,443,203,000.00	41,994,470.70	0.00	0.00	0.00	41,994,470.70	41,994,470.70	0.00	0.00	0.00	41,994,470.70	1,401,208,529.30	0.00	0.00
PS		0.00	0.00	0.00	0.00	0.00	0.00	0.00	0.00	0.00	0.00	0.00	0.00	0.00	0.00	0.00	0.00
MOOE		1,443,203,000.00	0.00	1,443,203,000.00	41,994,470.70	0.00	0.00	0.00	41,994,470.70	41,994,470.70	0.00	0.00	0.00	41,994,470.70	1,401,208,529.30	0.00	0.00
FinEx (if Applicable)		0.00	0.00	0.00	0.00	0.00	0.00	0.00	0.00	0.00	0.00	0.00	0.00	0.00	0.00	0.00	0.00
CO		0.00	0.00	0.00	0.00	0.00	0.00	0.00	0.00	0.00	0.00	0.00	0.00	0.00	0.00	0.00	0.00
GRAND TOTAL		1,443,203,000.00	0.00	1,443,203,000.00	41,994,470.70	0.00	0.00	0.00	41,994,470.70	41,994,470.70	0.00	0.00	0.00	41,994,470.70	1,401,208,529.30	0.00	0.00
PS		0.00	0.00	0.00	0.00	0.00	0.00	0.00	0.00	0.00	0.00	0.00	0.00	0.00	0.00	0.00	0.00
MOOE		1,443,203,000.00	0.00	1,443,203,000.00	41,994,470.70	0.00	0.00	0.00	41,994,470.70	41,994,470.70	0.00	0.00	0.00	41,994,470.70	1,401,208,529.30	0.00	0.00
FinEx (if Applicable)		0.00	0.00	0.00	0.00	0.00	0.00	0.00	0.00	0.00	0.00	0.00	0.00	0.00	0.00	0.00	0.00
CO		0.00	0.00	0.00	0.00	0.00	0.00	0.00	0.00	0.00	0.00	0.00	0.00	0.00	0.00	0.00	0.00

Prepared By: 
MARY ROAN S. SAN DIEGO
 Administrative Officer V
 Date: April 15, 2024 11:22 AM

Certified Correct: 
JO ANN F. MENDOZA
 OIC-Chief (Accountant IV), Finance Division
 Date: April 15, 2024 11:22 AM


Recommending Approval By: 
CATALINA R. CARAAN
 Director IV, Administrative Service
 Date: April 29, 2024 10:13 AM


Approved By: 
ELEAZAR E. RICOTE
 Deputy Executive Director
 Date: April 29, 2024 10:14 AM

**SUMMARY OF APPROVED BUDGET, UTILIZATIONS, DISBURSEMENTS AND BALANCES BY OBJECT OF EXPENDITURES
(For Off-Budgetary Funds)
As at the Quarter Ending March 31, 2024**

Department : National Economic and Development Authority (NEDA)
 Agency/Entity : Public-Private Partnership Center of the Philippines
 Operating Unit : < not applicable >
 Organization Code (UACS) : 24 005 0000000
 Fund Cluster : 06 - Business Related Funds
 (e.g. UACS Fund Cluster: 05-Internally Generated Funds and 06-Business Related Funds)

Particulars	UACS CODE	Approved Budget			Utilizations					Disbursements					Balances			
		Approved Budgeted Revenue	Adjustments (Reductions, Modifications/Augmentations)	Adjusted Budgeted Revenue	1st Quarter Ending March 31	2nd Quarter Ending June 30	3rd Quarter Ending September 30	4th Quarter Ending December 31	Total	1st Quarter Ending March 31	2nd Quarter Ending June 30	3rd Quarter Ending September 30	4th Quarter Ending December 31	Total	Unutilized Budget	Unpaid Obligations (10-15)=(17+18)		
																Due and Demandable	Not Yet Due and Demandable	
1	2	3	4	5=[(3+(-)4)]	6	7	8	9	10=(6+7+8+9)	11	12	13	14	15=(11+12+13+14)	16=(5-10)	17	18	
SUMMARY																		
A. AGENCY SPECIFIC BUDGET																		
Maintenance and Other Operating Expenses		1,443,203,000.00	0.00	1,443,203,000.00	41,994,470.70	0.00	0.00	0.00	41,994,470.70	41,994,470.70	0.00	0.00	0.00	41,994,470.70	1,401,208,529.30	0.00	0.00	
Professional Services	5021100000	1,443,203,000.00	0.00	1,443,203,000.00	41,956,130.63	0.00	0.00	0.00	41,956,130.63	41,956,130.63	0.00	0.00	0.00	41,956,130.63	1,401,246,869.37	0.00	0.00	
Consultancy Services	5021103000	1,443,203,000.00	0.00	1,443,203,000.00	41,956,130.63	0.00	0.00	0.00	41,956,130.63	41,956,130.63	0.00	0.00	0.00	41,956,130.63	1,401,246,869.37	0.00	0.00	
Consultancy Services	5021103002	1,443,203,000.00	0.00	1,443,203,000.00	41,956,130.63	0.00	0.00	0.00	41,956,130.63	41,956,130.63	0.00	0.00	0.00	41,956,130.63	1,401,246,869.37	0.00	0.00	
Taxes, Insurance Premiums and Other Fees	5021500000	0.00	0.00	0.00	38,340.07	0.00	0.00	0.00	38,340.07	38,340.07	0.00	0.00	0.00	38,340.07	(38,340.07)	0.00	0.00	
Taxes, Duties and Licenses	5021501000	0.00	0.00	0.00	38,340.07	0.00	0.00	0.00	38,340.07	38,340.07	0.00	0.00	0.00	38,340.07	(38,340.07)	0.00	0.00	
Taxes, Duties and Licenses	5021501001	0.00	0.00	0.00	38,340.07	0.00	0.00	0.00	38,340.07	38,340.07	0.00	0.00	0.00	38,340.07	(38,340.07)	0.00	0.00	
GRAND TOTAL		1,443,203,000.00	0.00	1,443,203,000.00	41,994,470.70	0.00	0.00	0.00	41,994,470.70	41,994,470.70	0.00	0.00	0.00	41,994,470.70	1,401,208,529.30	0.00	0.00	

Prepared By: 
 MARY ROAN S. SAN DIEGO
 Administrative Officer V
 Date: April 15, 2024 11:22 AM

Certified Correct: 
 JO ANN MENDOZA
 OIC-Chief (Accountant IV), Finance Division
 Date: April 15, 2024 11:22 AM

Recommending Approval By: 
 CATALINA R. CARAAN
 Director IV, Administrative Service
 Date: April 29, 2024 10:19 AM

Approved By: 
 ELEAZAR E. RICOTE
 Deputy Executive Director
 Date: April 29, 2024 10:19 AM

MONTHLY REPORT OF DISBURSEMENTS
For the month of January 2024

Department : National Economic and Development Authority (NEDA)
 Agency/Entity : Public-Private Partnership Center of the Philippines
 Operating Unit : < not applicable >
 Organization Code (UACS) : 24 005 000000
 Fund Cluster : 01 - Regular Agency Fund


Particulars	Current Year Budget					Prior Year's Budget										SUB-TOTAL	Trust Liabilities				Grand Total					Remarks	
	PS	MOOE	FinEx	CO	TOTAL	Prior Year's Accounts Payable					Current Year's Accounts Payable						TOTAL	PS	MOOE	CO	TOTAL	PS	MOOE	FinEx	CO		TOTAL
	2	3	4	5	6=(2+3+4+5)	7	8	9	10	11=(7+8+9+10)	12	13	14	15	16=(12+13+14+15)		17=(11+16)	18=(6+17)	19	20	21	22=(19+20+21)	23	24	25		26
CASH DISBURSEMENTS	5,956,370.13	1,368,143.63	0.00	372,183.04	7,696,696.80	0.00	4,860,728.78	0.00	0.00	4,860,728.78	0.00	157,219.40	0.00	0.00	157,219.40	5,017,948.18	12,714,644.98	0.00	0.00	0.00	0.00	5,956,370.13	6,386,091.81	0.00	372,183.04	12,714,644.98	
Notice of Cash Allocation (NCA)	5,956,370.13	1,368,143.63	0.00	372,183.04	7,696,696.80	0.00	4,860,728.78	0.00	0.00	4,860,728.78	0.00	157,219.40	0.00	0.00	157,219.40	5,017,948.18	12,714,644.98	0.00	0.00	0.00	0.00	5,956,370.13	6,386,091.81	0.00	372,183.04	12,714,644.98	
MDS Checks Issued	51,539.81	678,765.11	0.00	0.00	730,304.92	0.00	519,591.37	0.00	0.00	519,591.37	0.00	0.00	0.00	0.00	519,591.37	1,249,896.29	0.00	0.00	0.00	0.00	51,539.81	1,198,356.48	0.00	0.00	1,249,896.29		
Advice to Debit Account	5,904,830.32	689,378.52	0.00	372,183.04	6,966,391.88	0.00	4,341,137.41	0.00	0.00	4,341,137.41	0.00	157,219.40	0.00	0.00	157,219.40	4,498,356.81	11,464,748.69	0.00	0.00	0.00	5,904,830.32	5,187,735.33	0.00	372,183.04	11,464,748.69		
Notice of Transfer Allocations (NTA)	0.00	0.00	0.00	0.00	0.00	0.00	0.00	0.00	0.00	0.00	0.00	0.00	0.00	0.00	0.00	0.00	0.00	0.00	0.00	0.00	0.00	0.00	0.00	0.00	0.00	0.00	0.00
MDS Checks Issued	0.00	0.00	0.00	0.00	0.00	0.00	0.00	0.00	0.00	0.00	0.00	0.00	0.00	0.00	0.00	0.00	0.00	0.00	0.00	0.00	0.00	0.00	0.00	0.00	0.00	0.00	0.00
Advice to Debit Account	0.00	0.00	0.00	0.00	0.00	0.00	0.00	0.00	0.00	0.00	0.00	0.00	0.00	0.00	0.00	0.00	0.00	0.00	0.00	0.00	0.00	0.00	0.00	0.00	0.00	0.00	0.00
Working Fund for FAPs	0.00	0.00	0.00	0.00	0.00	0.00	0.00	0.00	0.00	0.00	0.00	0.00	0.00	0.00	0.00	0.00	0.00	0.00	0.00	0.00	0.00	0.00	0.00	0.00	0.00	0.00	0.00
Cash Disbursement Ceiling (CDC)	0.00	0.00	0.00	0.00	0.00	0.00	0.00	0.00	0.00	0.00	0.00	0.00	0.00	0.00	0.00	0.00	0.00	0.00	0.00	0.00	0.00	0.00	0.00	0.00	0.00	0.00	0.00
TOTAL CASH DISBURSEMENTS	5,956,370.13	1,368,143.63	0.00	372,183.04	7,696,696.80	0.00	4,860,728.78	0.00	0.00	4,860,728.78	0.00	157,219.40	0.00	0.00	157,219.40	5,017,948.18	12,714,644.98	0.00	0.00	0.00	0.00	5,956,370.13	6,386,091.81	0.00	372,183.04	12,714,644.98	
NON-CASH DISBURSEMENTS	1,036,481.58	69,448.90	0.00	21,066.96	1,126,997.44	0.00	141,100.58	0.00	0.00	141,100.58	0.00	10,783.06	0.00	0.00	10,783.06	151,883.64	1,278,881.08	0.00	0.00	0.00	1,036,481.58	221,332.54	0.00	21,066.96	1,278,881.08		
Tax Remittance Advices Issued (TRA)	1,036,481.58	69,448.90	0.00	21,066.96	1,126,997.44	0.00	141,100.58	0.00	0.00	141,100.58	0.00	10,783.06	0.00	0.00	10,783.06	151,883.64	1,278,881.08	0.00	0.00	0.00	1,036,481.58	221,332.54	0.00	21,066.96	1,278,881.08		
Non-Cash Availment Authority (NCAA)	0.00	0.00	0.00	0.00	0.00	0.00	0.00	0.00	0.00	0.00	0.00	0.00	0.00	0.00	0.00	0.00	0.00	0.00	0.00	0.00	0.00	0.00	0.00	0.00	0.00	0.00	0.00
Disbursements effected through outright deductions from claims (please specify...)	0.00	0.00	0.00	0.00	0.00	0.00	0.00	0.00	0.00	0.00	0.00	0.00	0.00	0.00	0.00	0.00	0.00	0.00	0.00	0.00	0.00	0.00	0.00	0.00	0.00	0.00	0.00
Overpayment of expenses (e.g. personnel benefits)	0.00	0.00	0.00	0.00	0.00	0.00	0.00	0.00	0.00	0.00	0.00	0.00	0.00	0.00	0.00	0.00	0.00	0.00	0.00	0.00	0.00	0.00	0.00	0.00	0.00	0.00	0.00
Restitution for loss of government property	0.00	0.00	0.00	0.00	0.00	0.00	0.00	0.00	0.00	0.00	0.00	0.00	0.00	0.00	0.00	0.00	0.00	0.00	0.00	0.00	0.00	0.00	0.00	0.00	0.00	0.00	0.00
Liquidated damages and similar claims	0.00	0.00	0.00	0.00	0.00	0.00	0.00	0.00	0.00	0.00	0.00	0.00	0.00	0.00	0.00	0.00	0.00	0.00	0.00	0.00	0.00	0.00	0.00	0.00	0.00	0.00	0.00
Others (TEF, BTr, Documentary Stamp Tax, etc.)	0.00	0.00	0.00	0.00	0.00	0.00	0.00	0.00	0.00	0.00	0.00	0.00	0.00	0.00	0.00	0.00	0.00	0.00	0.00	0.00	0.00	0.00	0.00	0.00	0.00	0.00	0.00
TOTAL NON-CASH DISBURSEMENTS	1,036,481.58	69,448.90	0.00	21,066.96	1,126,997.44	0.00	141,100.58	0.00	0.00	141,100.58	0.00	10,783.06	0.00	0.00	10,783.06	151,883.64	1,278,881.08	0.00	0.00	0.00	1,036,481.58	221,332.54	0.00	21,066.96	1,278,881.08		
GRAND TOTAL	6,992,851.71	1,437,592.53	0.00	393,250.00	8,823,694.24	0.00	5,001,829.36	0.00	0.00	5,001,829.36	0.00	168,002.46	0.00	0.00	168,002.46	5,169,831.82	13,993,526.06	0.00	0.00	0.00	6,992,851.71	6,607,424.35	0.00	393,250.00	13,993,526.06		

SUMMARY

Particulars	Previous Report (2)	This Month (3)	As at Date (4)
Total Disbursement Authorities Received	0.00	14,257,881.08	14,257,881.08
NCA	0.00	12,979,000.00	12,979,000.00
NTA	0.00	0.00	0.00
Working Fund	0.00	0.00	0.00
TRA	0.00	1,278,881.08	1,278,881.08
CDC	0.00	0.00	0.00
NCAA	0.00	0.00	0.00
Less: Notice of Transfer of Allocations (NTA)* issued	0.00	0.00	0.00
Total Disbursement Authorities Available	0.00	14,257,881.08	14,257,881.08
Less:	0.00	0.00	0.00
Lapsed NCA	0.00	0.00	0.00
Disbursements	0.00	13,993,526.06	13,993,526.06
Less: Other Non-Cash Disbursements	0.00	0.00	0.00
Disbursements effected through outright deductions from claims	0.00	0.00	0.00
Overpayment of expenses (e.g. personnel benefits)	0.00	0.00	0.00
Restitution for loss of government property	0.00	0.00	0.00
Liquidated damages and similar claims	0.00	0.00	0.00
Others (e.g. TEF, BTr, Docs Stamp, etc.)	0.00	0.00	0.00
Add/Less: Adjustments (e.g. cancelled/staled checks)	0.00	0.00	0.00
Balance of Disbursement Authorities as at date	0.00	264,355.02	264,355.02
Total Disbursements Program	0.00	13,712,000.00	13,712,000.00
Less: *Actual Disbursements	0.00	13,993,526.06	13,993,526.06
(Over)/Under spending	0.00	(281,526.06)	(281,526.06)

Notes: * The use of NTA is discouraged
 Notes: ** Amounts should tally with the grand total disbursement (column 27).

Certified Correct:


JO ANN T. MENDOZA
 OIC - Chief (Accountant IV), Finance Division


Date:

Certified Correct:


CATALINA R. CARAAN

Director IV, Administrative Service
 Date:

Recommending Approval:


ELEAZAR E. RICOTE

Deputy Executive
 Director
 Date:

MONTHLY REPORT OF DISBURSEMENTS
For the month of February 2024


Department : National Economic and Development Authority (NEDA)
 Agency/Entity : Public-Private Partnership Center of the Philippines
 Operating Unit : < not applicable >
 Organization Code (UACS) : 24 005 0000000
 Fund Cluster : 01 - Regular Agency Fund

Particulars	Current Year Budget					Prior Year's Budget											SUB-TOTAL	Trust Liabilities				Grand Total					Remarks	
	PS	MOOE	FinEx	CO	TOTAL	Prior Year's Accounts Payable					Current Year's Accounts Payable					TOTAL		PS	MOOE	CO	TOTAL	PS	MOOE	FinEx	CO	TOTAL		
						PS	MOOE	FinEx	CO	Sub-Total	PS	MOOE	FinEx	CO	Sub-Total													PS
1	2	3	4	5	6=(2+3+4+5)	7	8	9	10	11=(7+8+9+10)	12	13	14	15	16=(12+13+14+15)	17=(11+16)	18=(6+17)	19	20	21	22=(19+20+21)	23	24	25	26	27=(23+24+25+26)	28	
CASH DISBURSEMENTS	5,713,363.01	7,446,003.24	0.00	75,000.00	13,234,366.25	0.00	625,382.53	0.00	1,855,467.19	2,480,849.72	0.00	193,157.28	0.00	0.00	193,157.28	2,674,007.00	15,908,373.25	0.00	0.00	0.00	0.00	5,713,363.01	8,264,543.05	0.00	1,930,467.19	15,908,373.25		
Notice of Cash Allocation (NCA)	5,713,363.01	7,446,003.24	0.00	75,000.00	13,234,366.25	0.00	625,382.53	0.00	1,855,467.19	2,480,849.72	0.00	193,157.28	0.00	0.00	193,157.28	2,674,007.00	15,908,373.25	0.00	0.00	0.00	0.00	5,713,363.01	8,264,543.05	0.00	1,930,467.19	15,908,373.25		
MDS Checks Issued	0.00	3,983,302.89	0.00	0.00	3,983,302.89	0.00	625,382.53	0.00	0.00	625,382.53	0.00	0.00	0.00	0.00	625,382.53	4,608,685.42	0.00	0.00	0.00	0.00	0.00	0.00	4,608,685.42	0.00	0.00	0.00	4,608,685.42	
Advice to Debit Account	5,713,363.01	3,462,700.35	0.00	75,000.00	9,251,063.36	0.00	0.00	0.00	1,855,467.19	1,855,467.19	0.00	193,157.28	0.00	0.00	193,157.28	2,048,624.47	11,299,687.83	0.00	0.00	0.00	0.00	5,713,363.01	3,655,857.63	0.00	1,930,467.19	11,299,687.83		
Notice of Transfer Allocations (NTA)	0.00	0.00	0.00	0.00	0.00	0.00	0.00	0.00	0.00	0.00	0.00	0.00	0.00	0.00	0.00	0.00	0.00	0.00	0.00	0.00	0.00	0.00	0.00	0.00	0.00	0.00	0.00	
MDS Checks Issued	0.00	0.00	0.00	0.00	0.00	0.00	0.00	0.00	0.00	0.00	0.00	0.00	0.00	0.00	0.00	0.00	0.00	0.00	0.00	0.00	0.00	0.00	0.00	0.00	0.00	0.00	0.00	
Advice to Debit Account	0.00	0.00	0.00	0.00	0.00	0.00	0.00	0.00	0.00	0.00	0.00	0.00	0.00	0.00	0.00	0.00	0.00	0.00	0.00	0.00	0.00	0.00	0.00	0.00	0.00	0.00	0.00	
Working Fund for FAPs	0.00	0.00	0.00	0.00	0.00	0.00	0.00	0.00	0.00	0.00	0.00	0.00	0.00	0.00	0.00	0.00	0.00	0.00	0.00	0.00	0.00	0.00	0.00	0.00	0.00	0.00	0.00	
Cash Disbursement Ceiling (CDC)	0.00	0.00	0.00	0.00	0.00	0.00	0.00	0.00	0.00	0.00	0.00	0.00	0.00	0.00	0.00	0.00	0.00	0.00	0.00	0.00	0.00	0.00	0.00	0.00	0.00	0.00	0.00	
TOTAL CASH DISBURSEMENTS	5,713,363.01	7,446,003.24	0.00	75,000.00	13,234,366.25	0.00	625,382.53	0.00	1,855,467.19	2,480,849.72	0.00	193,157.28	0.00	0.00	193,157.28	2,674,007.00	15,908,373.25	0.00	0.00	0.00	0.00	5,713,363.01	8,264,543.05	0.00	1,930,467.19	15,908,373.25		
NON-CASH DISBURSEMENTS	980,437.42	285,070.47	5,000.00	0.00	1,270,507.89	0.00	40,329.39	0.00	123,697.81	164,027.20	0.00	12,847.82	0.00	0.00	12,847.82	176,875.02	1,447,382.91	0.00	0.00	0.00	0.00	980,437.42	338,247.68	5,000.00	123,697.81	1,447,382.91		
Tax Remittance Advices Issued (TRA)	980,437.42	285,070.47	5,000.00	0.00	1,270,507.89	0.00	40,329.39	0.00	123,697.81	164,027.20	0.00	12,847.82	0.00	0.00	12,847.82	176,875.02	1,447,382.91	0.00	0.00	0.00	0.00	980,437.42	338,247.68	5,000.00	123,697.81	1,447,382.91		
Non-Cash Availment Authority (NCAA)	0.00	0.00	0.00	0.00	0.00	0.00	0.00	0.00	0.00	0.00	0.00	0.00	0.00	0.00	0.00	0.00	0.00	0.00	0.00	0.00	0.00	0.00	0.00	0.00	0.00	0.00	0.00	
Disbursements effected through outright deductions from claims (please specify...)	0.00	0.00	0.00	0.00	0.00	0.00	0.00	0.00	0.00	0.00	0.00	0.00	0.00	0.00	0.00	0.00	0.00	0.00	0.00	0.00	0.00	0.00	0.00	0.00	0.00	0.00	0.00	
Overpayment of expenses(e.g. personnel benefits)	0.00	0.00	0.00	0.00	0.00	0.00	0.00	0.00	0.00	0.00	0.00	0.00	0.00	0.00	0.00	0.00	0.00	0.00	0.00	0.00	0.00	0.00	0.00	0.00	0.00	0.00	0.00	
Restitution for loss of government property	0.00	0.00	0.00	0.00	0.00	0.00	0.00	0.00	0.00	0.00	0.00	0.00	0.00	0.00	0.00	0.00	0.00	0.00	0.00	0.00	0.00	0.00	0.00	0.00	0.00	0.00	0.00	
Liquidated damages and similar claims	0.00	0.00	0.00	0.00	0.00	0.00	0.00	0.00	0.00	0.00	0.00	0.00	0.00	0.00	0.00	0.00	0.00	0.00	0.00	0.00	0.00	0.00	0.00	0.00	0.00	0.00	0.00	
Others (TEF, BTR, Documentary Stamp Tax, etc.)	0.00	0.00	0.00	0.00	0.00	0.00	0.00	0.00	0.00	0.00	0.00	0.00	0.00	0.00	0.00	0.00	0.00	0.00	0.00	0.00	0.00	0.00	0.00	0.00	0.00	0.00	0.00	
TOTAL NON-CASH DISBURSEMENTS	980,437.42	285,070.47	5,000.00	0.00	1,270,507.89	0.00	40,329.39	0.00	123,697.81	164,027.20	0.00	12,847.82	0.00	0.00	12,847.82	176,875.02	1,447,382.91	0.00	0.00	0.00	0.00	980,437.42	338,247.68	5,000.00	123,697.81	1,447,382.91		
GRAND TOTAL	6,693,800.43	7,731,073.71	5,000.00	75,000.00	14,504,874.14	0.00	665,711.92	0.00	1,979,165.00	2,644,876.92	0.00	206,005.10	0.00	0.00	206,005.10	2,850,882.02	17,355,756.16	0.00	0.00	0.00	0.00	6,693,800.43	8,602,790.73	5,000.00	2,054,165.00	17,355,756.16		

SUMMARY

Particulars (1)	Previous Report (2)	This Month (3)	As at Date (4)
Total Disbursement Authorities Received	14,257,881.08	16,587,060.91	30,844,941.99
NCA	12,979,000.00	15,133,000.00	28,112,000.00
NTA	0.00	0.00	0.00
Working Fund	0.00	0.00	0.00
TRA	1,278,881.08	1,454,060.91	2,732,941.99
CDC	0.00	0.00	0.00
NCAA	0.00	0.00	0.00
Less: Notice of Transfer of Allocations (NTA)* issued	0.00	0.00	0.00
Total Disbursement Authorities Available	14,257,881.08	16,587,060.91	30,844,941.99
Less:	0.00	0.00	0.00
Lapsed NCA	0.00	0.00	0.00
Disbursements	13,993,526.06	16,850,866.13	30,844,392.19
Less: Other Non-Cash Disbursements	0.00	0.00	0.00
Disbursements effected through outright deductions from claims	0.00	0.00	0.00
Overpayment of expenses(e.g. personnel benefits)	0.00	0.00	0.00
Restitution for loss of government property	0.00	0.00	0.00
Liquidated damages and similar claims	0.00	0.00	0.00
Others (e.g. TEF, BTR, Docs Stamp, etc.)	0.00	0.00	0.00
Add/Less: Adjustments (e.g. cancelled/staled checks)	0.00	0.00	0.00
Balance of Disbursement Authorities as at date	264,355.02	(263,805.22)	549.80
Total Disbursements Program	13,712,000.00	23,306,000.00	37,018,000.00
Less: *Actual Disbursements	13,993,526.06	16,850,866.13	30,844,392.19
(Over)/Under spending	(281,526.06)	6,455,133.87	6,173,607.81

Notes: * The use of NTA is discouraged
 Notes: ** Amounts should tally with the grand total disbursement (column 27).

Certified Correct:

 JO ANN T. MENDOZA
 OIC - Chief (Accountant IV), Finance Division
 Date:

Certified Correct:

 CATALINA R. CARAAN
 Director IV, Administrative Service
 Date:

Recommending Approval:

 ELEAZAR E. RICOTE
 Deputy Executive Director
 Date:

MONTHLY REPORT OF DISBURSEMENTS
For the month of March 2024

Department : National Economic and Development Authority (NEDA)
 Agency/Entity : Public-Private Partnership Center of the Philippines
 Operating Unit : < not applicable >
 Organization Code (UACS) : 24 005 0000000
 Fund Cluster : 01 - Regular Agency Fund


Particulars	Current Year Budget					Prior Year's Budget										SUB-TOTAL	Trust Liabilities				Grand Total					Remarks			
	PS	MOOE	FinEx	CO	TOTAL	Prior Year's Accounts Payable					Current Year's Accounts Payable						TOTAL	PS	MOOE	CO	TOTAL	PS	MOOE	FinEx	CO		TOTAL		
						PS	MOOE	FinEx	CO	Sub-Total	PS	MOOE	FinEx	CO	Sub-Total													PS	MOOE
1	2	3	4	5	6=(2+3+4+5)	7	8	9	10	11=(7+8+9+10)	12	13	14	15	16=(12+13+14+15)	17=(11+16)	18=(6+17)	19	20	21	22=(19+20+21)	23	24	25	26	27=(23+24+25+26)	28		
CASH DISBURSEMENTS	6,529,635.63	14,393,947.76	0.00	222,725.25	21,146,308.64	0.00	0.00	0.00	0.00	0.00	0.00	844,006.80	0.00	0.00	844,006.80	844,006.80	21,990,315.44	0.00	0.00	0.00	0.00	6,529,635.63	15,237,954.56	0.00	222,725.25	21,990,315.44			
Notice of Cash Allocation (NCA)	6,529,635.63	14,393,947.76	0.00	222,725.25	21,146,308.64	0.00	0.00	0.00	0.00	0.00	0.00	844,006.80	0.00	0.00	844,006.80	844,006.80	21,990,315.44	0.00	0.00	0.00	0.00	6,529,635.63	15,237,954.56	0.00	222,725.25	21,990,315.44			
MDS Checks Issued	0.00	7,555,597.48	0.00	222,725.25	7,778,322.73	0.00	0.00	0.00	0.00	0.00	0.00	107.37	0.00	0.00	107.37	107.37	7,778,430.10	0.00	0.00	0.00	0.00	0.00	7,555,704.85	0.00	222,725.25	7,778,430.10			
Advice to Debit Account	6,529,635.63	6,838,350.28	0.00	0.00	13,367,985.91	0.00	0.00	0.00	0.00	0.00	0.00	843,899.43	0.00	0.00	843,899.43	843,899.43	14,211,885.34	0.00	0.00	0.00	0.00	6,529,635.63	7,682,249.71	0.00	0.00	14,211,885.34			
Notice of Transfer Allocations (NTA)	0.00	0.00	0.00	0.00	0.00	0.00	0.00	0.00	0.00	0.00	0.00	0.00	0.00	0.00	0.00	0.00	0.00	0.00	0.00	0.00	0.00	0.00	0.00	0.00	0.00	0.00	0.00		
MDS Checks Issued	0.00	0.00	0.00	0.00	0.00	0.00	0.00	0.00	0.00	0.00	0.00	0.00	0.00	0.00	0.00	0.00	0.00	0.00	0.00	0.00	0.00	0.00	0.00	0.00	0.00	0.00	0.00	0.00	
Advice to Debit Account	0.00	0.00	0.00	0.00	0.00	0.00	0.00	0.00	0.00	0.00	0.00	0.00	0.00	0.00	0.00	0.00	0.00	0.00	0.00	0.00	0.00	0.00	0.00	0.00	0.00	0.00	0.00	0.00	
Working Fund for FAPs	0.00	0.00	0.00	0.00	0.00	0.00	0.00	0.00	0.00	0.00	0.00	0.00	0.00	0.00	0.00	0.00	0.00	0.00	0.00	0.00	0.00	0.00	0.00	0.00	0.00	0.00	0.00	0.00	
Cash Disbursement Ceiling (CDC)	0.00	0.00	0.00	0.00	0.00	0.00	0.00	0.00	0.00	0.00	0.00	0.00	0.00	0.00	0.00	0.00	0.00	0.00	0.00	0.00	0.00	0.00	0.00	0.00	0.00	0.00	0.00	0.00	
TOTAL CASH DISBURSEMENTS	6,529,635.63	14,393,947.76	0.00	222,725.25	21,146,308.64	0.00	0.00	0.00	0.00	0.00	0.00	844,006.80	0.00	0.00	844,006.80	844,006.80	21,990,315.44	0.00	0.00	0.00	0.00	6,529,635.63	15,237,954.56	0.00	222,725.25	21,990,315.44			
NON-CASH DISBURSEMENTS	973,061.34	808,947.98	0.00	14,848.35	1,796,857.67	0.00	0.00	0.00	0.00	0.00	0.00	56,900.02	0.00	0.00	56,900.02	56,900.02	1,853,757.69	0.00	0.00	0.00	0.00	973,061.34	865,848.00	0.00	14,848.35	1,853,757.69			
Tax Remittance Advices Issued (TRA)	973,061.34	808,947.98	0.00	14,848.35	1,796,857.67	0.00	0.00	0.00	0.00	0.00	0.00	56,900.02	0.00	0.00	56,900.02	56,900.02	1,853,757.69	0.00	0.00	0.00	0.00	973,061.34	865,848.00	0.00	14,848.35	1,853,757.69			
Non-Cash Availment Authority (NCAA)	0.00	0.00	0.00	0.00	0.00	0.00	0.00	0.00	0.00	0.00	0.00	0.00	0.00	0.00	0.00	0.00	0.00	0.00	0.00	0.00	0.00	0.00	0.00	0.00	0.00	0.00	0.00	0.00	
Disbursements effected through outright deductions from claims (please specify...)	0.00	0.00	0.00	0.00	0.00	0.00	0.00	0.00	0.00	0.00	0.00	0.00	0.00	0.00	0.00	0.00	0.00	0.00	0.00	0.00	0.00	0.00	0.00	0.00	0.00	0.00	0.00	0.00	
Overpayment of expenses(e.g. personnel benefits)	0.00	0.00	0.00	0.00	0.00	0.00	0.00	0.00	0.00	0.00	0.00	0.00	0.00	0.00	0.00	0.00	0.00	0.00	0.00	0.00	0.00	0.00	0.00	0.00	0.00	0.00	0.00	0.00	
Restitution for loss of government property	0.00	0.00	0.00	0.00	0.00	0.00	0.00	0.00	0.00	0.00	0.00	0.00	0.00	0.00	0.00	0.00	0.00	0.00	0.00	0.00	0.00	0.00	0.00	0.00	0.00	0.00	0.00	0.00	
Liquidated damages and similar claims	0.00	0.00	0.00	0.00	0.00	0.00	0.00	0.00	0.00	0.00	0.00	0.00	0.00	0.00	0.00	0.00	0.00	0.00	0.00	0.00	0.00	0.00	0.00	0.00	0.00	0.00	0.00	0.00	
Others(TEF, BTR, Documentary Stamp Tax, etc.)	0.00	0.00	0.00	0.00	0.00	0.00	0.00	0.00	0.00	0.00	0.00	0.00	0.00	0.00	0.00	0.00	0.00	0.00	0.00	0.00	0.00	0.00	0.00	0.00	0.00	0.00	0.00	0.00	
TOTAL NON-CASH DISBURSEMENTS	973,061.34	808,947.98	0.00	14,848.35	1,796,857.67	0.00	0.00	0.00	0.00	0.00	0.00	56,900.02	0.00	0.00	56,900.02	56,900.02	1,853,757.69	0.00	0.00	0.00	0.00	973,061.34	865,848.00	0.00	14,848.35	1,853,757.69			
GRAND TOTAL	7,502,696.97	15,202,895.74	0.00	237,573.60	22,943,166.31	0.00	0.00	0.00	0.00	0.00	0.00	900,906.82	0.00	0.00	900,906.82	900,906.82	23,844,073.13	0.00	0.00	0.00	0.00	7,502,696.97	16,103,802.56	0.00	237,573.60	23,844,073.13			

SUMMARY

Particulars (1)	Previous Report (2)	This Month (3)	As at Date (4)
Total Disbursement Authorities Received	30,844,941.99	23,843,655.69	54,688,597.68
NCA	28,112,000.00	21,989,898.00	50,101,898.00
NTA	0.00	0.00	0.00
Working Fund	0.00	0.00	0.00
TRA	2,732,941.99	1,853,757.69	4,586,699.68
CDC	0.00	0.00	0.00
NCAA	0.00	0.00	0.00
Less: Notice of Transfer of Allocations (NTA)* issued	0.00	0.00	0.00
Total Disbursement Authorities Available	30,844,941.99	23,843,655.69	54,688,597.68
Less:	0.00	0.00	0.00
Lapsed NCA	0.00	132.36	132.36
Disbursements	30,844,392.19	23,844,073.13	54,688,465.32
Less: Other Non-Cash Disbursements	0.00	0.00	0.00
Disbursements effected through outright deductions from claims	0.00	0.00	0.00
Overpayment of expenses(e.g. personnel benefits)	0.00	0.00	0.00
Restitution for loss of government property	0.00	0.00	0.00
Liquidated damages and similar claims	0.00	0.00	0.00
Others (e.g. TEF, BTR, Docs Stamp, etc.)	0.00	0.00	0.00
Add/Less: Adjustments (e.g. cancelled/staled checks)	0.00	0.00	0.00
Balance of Disbursement Authorities as at date	549.80	(549.80)	0.00
Total Disbursements Program	37,018,000.00	16,795,000.00	53,813,000.00
Less: *Actual Disbursements	30,844,392.19	23,844,073.13	54,688,465.32
(Over)/Under spending	6,173,607.81	(7,049,073.13)	(875,465.32)

Notes: * The use of NTA is discouraged
 Notes: ** Amounts should tally with the grand total disbursement (column 27).

Certified Correct:


JO ANN T. MENDOZA
 OIC - Chief (Accountant IV), Finance Division
 Date:

Certified Correct:


CATALINA R. CARAAN
 Director IV, Administrative Service
 Date:


Recommending Approval:


ELEAZAR E. RICOTE
 Deputy Executive Director
 Date:

QUARTERLY REPORT OF REVENUE AND OTHER RECEIPTS
As at the Quarter Ending March 31, 2024


Department : National Economic and Development Authority (NEDA)
Agency/Entity : Public-Private Partnership Center of the Philippines
Operating Unit : < not applicable >
Organization Code (UACS) : 24 005 0000000
Fund Cluster : 01 - Regular Agency Fund

Classification/Sources of Revenue and Other Receipts	UACS CODE	REVENUE TARGET (Annual) per BESF	Actual Revenue and Other Receipts Collections					Cumulative Remittance/Deposits to Date			Variance		Remarks
			1st Quarter Ending March 31	2nd Quarter Ending June 30	3rd Quarter Ending September 30	4th Quarter Ending December 31	Total	Remittance to BTr	Deposited with AGDB	Total	Amount	%	
1	2	3	4	5	6	7	8=(4+5+6+7)	9	10	11=(9+10)	12=(8-3)	13=(12/3)	14
Regular Agency Fund		0.00	4,708.28	0.00	0.00	0.00	4,708.28	0.00	0.00	0.00	4,708.28	0 %	
Non-Revenue Collections/Other Receipts		0.00	4,708.28	0.00	0.00	0.00	4,708.28	0.00	0.00	0.00	4,708.28	0 %	
Cash Receipts		0.00	0.00	0.00	0.00	0.00	0.00	0.00	0.00	0.00	0.00	0 %	
Non-Tax		0.00	0.00	0.00	0.00	0.00	0.00	0.00	0.00	0.00	0.00	0 %	
Miscellaneous Income	4060999000	0.00	0.00	0.00	0.00	0.00	0.00	0.00	0.00	0.00	0.00	0 %	
Non-Cash Receipts		0.00	4,708.28	0.00	0.00	0.00	4,708.28	0.00	0.00	0.00	4,708.28	0 %	
Non-Tax		0.00	4,708.28	0.00	0.00	0.00	4,708.28	0.00	0.00	0.00	4,708.28	0 %	
Miscellaneous Income	4060999000	0.00	4,708.28	0.00	0.00	0.00	4,708.28	0.00	0.00	0.00	4,708.28	0 %	
GRAND TOTAL		0.00	4,708.28	0.00	0.00	0.00	4,708.28	0.00	0.00	0.00	4,708.28	0 %	

Prepared By:

JO ANN T. MENDOZA
 Accountant IV
 Date: April 25, 2024 09:29 AM

Recommending Approval By:

CATALINA R. CARAAN
 Director IV, Administrative Service
 Date: April 29, 2024 10:33 AM

Approved By:

ELEZAR E. RICOTE
 Deputy Executive Director
 Date: April 29, 2024 10:34 AM