

STATEMENT OF APPROPRIATIONS, ALLOTMENTS, OBLIGATIONS, DISBURSEMENTS AND BALANCES
As at the Quarter Ending December 31, 2023

Department : National Economic and Development Authority (NEDA)
 Agency/Entity : Public-Private Partnership Center of the Philippines
 Operating Unit : < not applicable >
 Organization Code (UACS) : 24 005 000000
 Fund Cluster : 01 - Regular Agency Fund
 (e.g. UACS Fund Cluster: 01-Regular Agency Fund, 02-Foreign Assisted Projects Fund, 03-Special Account-Locally Funded/Domestic Grants Fund, and 04-Special Account-Foreign Assisted/Foreign Grants Fund)

X	Current Year Appropriations
	Supplemental Appropriations
	Continuing Appropriations


Particulars	UACS CODE	Appropriations			Allotments						Current Year Obligations					Current Year Disbursements					Balances				
		Authorized Appropriations	Adjustments (Transfer To/From, Modifications/Augmentations)	Adjusted Appropriations	Allotments Received	Adjustments (Reductions, Modifications/Augmentations)	Transfer To	Transfer From	Adjusted Allotments	1st Quarter Ending March 31	2nd Quarter Ending June 30	3rd Quarter Ending September 30	4th Quarter Ending December 31	Total	1st Quarter Ending March 31	2nd Quarter Ending June 30	3rd Quarter Ending September 30	4th Quarter Ending December 31	Total	Unreleased Appropriations	Unobligated Allotments	Unpaid Obligations (15-20)=(23+24)			
																						Due and Demandable	Not Yet Due and Demandable		
1	2	3	4	5=(3+4)	6	7	8	9	10=[(6+(-)7)-9+9]	11	12	13	14	15=(11+12+13+14)	16	17	18	19	20=(16+17+18+19)	21	22	23	24		
I. Agency Specific Budget		198,010,000.00	0.00	198,010,000.00	198,010,000.00	0.00	0.00	0.00	0.00	198,010,000.00	37,988,419.40	50,060,180.86	43,528,972.32	58,301,340.17	189,878,912.75	34,670,072.12	52,154,493.69	40,732,950.31	57,511,934.54	185,069,450.66	0.00	8,131,087.25	3,560,746.53	1,248,715.56	
General Administration and Support	10000000000000	95,084,000.00	4,686,830.00	99,770,830.00	95,084,000.00	4,686,830.00	0.00	0.00	0.00	99,770,830.00	18,967,962.72	25,338,886.46	23,121,760.78	31,221,078.12	98,649,688.08	16,974,132.26	27,313,016.92	22,994,615.35	28,743,289.44	96,025,053.97	0.00	1,121,141.92	2,326,016.55	298,617.56	
General management and supervision	100000100001000	95,084,000.00	4,686,830.00	99,770,830.00	95,084,000.00	4,686,830.00	0.00	0.00	0.00	99,770,830.00	18,967,962.72	25,338,886.46	23,121,760.78	31,221,078.12	98,649,688.08	16,974,132.26	27,313,016.92	22,994,615.35	28,743,289.44	96,025,053.97	0.00	1,121,141.92	2,326,016.55	298,617.56	
PS		35,642,000.00	5,758,000.00	41,400,000.00	35,642,000.00	5,758,000.00	0.00	0.00	0.00	41,400,000.00	6,444,963.85	8,307,394.87	7,868,456.67	18,112,734.45	40,733,549.84	6,397,614.96	8,351,543.76	7,724,811.24	17,683,055.09	40,157,025.05	0.00	666,450.16	576,524.79	0.00	
MOOE		59,442,000.00	(1,071,170.00)	58,370,830.00	59,442,000.00	(1,071,170.00)	0.00	0.00	0.00	58,370,830.00	12,522,998.87	17,031,491.59	15,253,304.11	13,108,343.67	57,916,138.24	10,576,517.30	18,961,473.16	15,269,804.11	11,060,234.35	55,868,028.92	0.00	454,691.76	1,749,491.76	298,617.56	
Sub-Total, General Administration and Support		95,084,000.00	4,686,830.00	99,770,830.00	95,084,000.00	4,686,830.00	0.00	0.00	0.00	99,770,830.00	18,967,962.72	25,338,886.46	23,121,760.78	31,221,078.12	98,649,688.08	16,974,132.26	27,313,016.92	22,994,615.35	28,743,289.44	96,025,053.97	0.00	1,121,141.92	2,326,016.55	298,617.56	
PS		35,642,000.00	5,758,000.00	41,400,000.00	35,642,000.00	5,758,000.00	0.00	0.00	0.00	41,400,000.00	6,444,963.85	8,307,394.87	7,868,456.67	18,112,734.45	40,733,549.84	6,397,614.96	8,351,543.76	7,724,811.24	17,683,055.09	40,157,025.05	0.00	666,450.16	576,524.79	0.00	
MOOE		59,442,000.00	(1,071,170.00)	58,370,830.00	59,442,000.00	(1,071,170.00)	0.00	0.00	0.00	58,370,830.00	12,522,998.87	17,031,491.59	15,253,304.11	13,108,343.67	57,916,138.24	10,576,517.30	18,961,473.16	15,269,804.11	11,060,234.35	55,868,028.92	0.00	454,691.76	1,749,491.76	298,617.56	
FinEx (if Applicable)		0.00	0.00	0.00	0.00	0.00	0.00	0.00	0.00	0.00	0.00	0.00	0.00	0.00	0.00	0.00	0.00	0.00	0.00	0.00	0.00	0.00	0.00	0.00	0.00
CO		0.00	0.00	0.00	0.00	0.00	0.00	0.00	0.00	0.00	0.00	0.00	0.00	0.00	0.00	0.00	0.00	0.00	0.00	0.00	0.00	0.00	0.00	0.00	
Operations	3000000000000000	102,926,000.00	(4,686,830.00)	98,239,170.00	102,926,000.00	(4,686,830.00)	0.00	0.00	0.00	98,239,170.00	19,020,456.68	24,721,294.40	20,407,211.54	27,080,262.05	91,229,224.67	17,695,939.86	24,841,476.77	17,738,334.96	28,768,645.10	89,044,396.69	0.00	7,009,945.33	1,234,729.98	950,098.00	
OO : Greater private sector participation thru Public-Private Partnership to accelerate provision of safe, efficient, reliable and sustainable infrastructure and development projects		102,926,000.00	(4,686,830.00)	98,239,170.00	102,926,000.00	(4,686,830.00)	0.00	0.00	0.00	98,239,170.00	19,020,456.68	24,721,294.40	20,407,211.54	27,080,262.05	91,229,224.67	17,695,939.86	24,841,476.77	17,738,334.96	28,768,645.10	89,044,396.69	0.00	7,009,945.33	1,234,729.98	950,098.00	
PUBLIC-PRIVATE PARTNERSHIP MANAGEMENT PROGRAM		102,926,000.00	(4,686,830.00)	98,239,170.00	102,926,000.00	(4,686,830.00)	0.00	0.00	0.00	98,239,170.00	19,020,456.68	24,721,294.40	20,407,211.54	27,080,262.05	91,229,224.67	17,695,939.86	24,841,476.77	17,738,334.96	28,768,645.10	89,044,396.69	0.00	7,009,945.33	1,234,729.98	950,098.00	
Project Development and Advisory Assistance	310100100001000	16,263,000.00	2,178,986.26	18,441,986.26	16,263,000.00	2,178,986.26	0.00	0.00	0.00	18,441,986.26	5,153,790.97	5,927,749.09	4,217,426.61	2,812,824.53	18,111,791.20	5,009,381.44	6,065,019.12	4,224,566.11	2,450,995.28	17,749,961.95	0.00	330,195.06	361,829.25	0.00	
PS		15,313,000.00	2,180,986.26	17,493,986.26	15,313,000.00	2,180,986.26	0.00	0.00	0.00	17,493,986.26	4,743,393.72	5,696,968.44	4,093,669.41	2,632,346.17	17,166,377.74	4,743,273.61	5,695,088.55	4,095,669.41	2,352,835.18	16,886,866.75	0.00	327,608.52	279,510.99	0.00	
MOOE		950,000.00	(2,000.00)	948,000.00	950,000.00	(2,000.00)	0.00	0.00	0.00	948,000.00	410,397.25	230,780.65	123,757.20	180,478.36	945,413.46	266,107.83	369,930.57	128,896.70	98,160.10	863,095.20	0.00	2,586.54	82,318.26	0.00	
Management and Administration of the Project Development and Monitoring Facility (PDMF) Funds	310100100002000	11,546,000.00	1,414,230.56	12,960,230.56	11,546,000.00	1,414,230.56	0.00	0.00	0.00	12,960,230.56	3,521,717.20	4,433,430.97	2,473,431.18	2,499,277.33	12,927,856.68	3,487,557.20	4,466,090.97	2,474,931.18	2,471,991.77	12,900,571.12	0.00	32,373.88	27,285.56	0.00	
PS		11,104,000.00	1,414,230.56	12,518,230.56	11,104,000.00	1,414,230.56	0.00	0.00	0.00	12,518,230.56	3,421,885.79	4,324,186.88	2,375,128.43	2,397,029.46	12,518,230.56	3,401,885.79	4,342,686.88	2,376,628.43	2,375,672.40	12,496,873.50	0.00	0.00	21,357.06	0.00	
MOOE		442,000.00	0.00	442,000.00	442,000.00	0.00	0.00	0.00	0.00	442,000.00	99,831.41	109,244.09	98,302.75	102,247.87	409,626.12	85,671.41	123,404.09	98,302.75	96,319.37	403,697.62	0.00	32,373.88	5,928.50	0.00	
Public-Private Partnership Policy Formulation and Advocacy, and Project Monitoring and Evaluation	310100100003000	26,489,000.00	(3,665,116.82)	22,823,883.18	26,489,000.00	(3,665,116.82)	0.00	0.00	0.00	22,823,883.18	3,557,607.32	4,548,309.20	3,793,647.82	8,848,566.84	20,748,131.18	3,460,219.50	4,629,834.07	3,809,510.77	8,467,403.29	20,366,967.63	0.00	2,075,752.00	274,315.55	106,848.00	
PS		24,889,000.00	(3,567,716.82)	21,321,283.18	24,889,000.00	(3,567,716.82)	0.00	0.00	0.00	21,321,283.18	3,385,683.36	4,326,276.03	3,496,763.12	8,267,469.92	19,476,192.43	3,354,346.82	4,343,948.62	3,510,427.07	8,099,307.00	19,308,029.51	0.00	1,845,090.75	168,162.92	0.00	
MOOE		1,600,000.00	(97,400.00)	1,502,600.00	1,600,000.00	(97,400.00)	0.00	0.00	0.00	1,502,600.00	171,923.96	222,033.17	296,884.70	581,096.92	1,271,938.75	105,872.68	285,885.45	298,083.70	368,096.29	1,058,938.12	0.00	230,661.25	106,152.63	106,848.00	
Provision of Capacity Building, Knowledge Management Services, Legal Services and ICT Services	310100100004000	48,628,000.00	(4,614,930.00)	44,013,070.00	48,628,000.00	(4,614,930.00)	0.00	0.00	0.00	44,013,070.00	6,787,341.19	9,811,805.14	9,922,705.93	12,919,593.35	39,441,445.61	5,738,781.72	9,680,532.61	7,229,326.90	15,378,254.76	38,026,895.99	0.00	4,571,624.39	571,299.62	843,250.00	
PS		33,219,000.00	(2,419,500.00)	30,799,500.00	33,219,000.00	(2,419,500.00)	0.00	0.00	0.00	30,799,500.00	5,577,757.28	8,411,697.95	8,424,173.65	5,810,598.51	28,224,227.39	5,549,757.28	8,436,697.95	6,054,806.62	8,089,109.08	28,130,370.93	0.00	2,575,272.61	93,856.46	0.00	
MOOE		15,409,000.00	(2,195,430.00)	13,213,570.00	15,409,000.00	(2,195,430.00)	0.00	0.00	0.00	13,213,570.00	1,209,583.91	1,400,107.19	1,498,532.28	7,108,994.84	11,217,218.22	189,024.44	1,243,834.66	1,174,520.28	7,289,145.68	9,896,525.06	0.00	1,996,351.78	477,443.16	843,250.00	
Sub-Total, Operations		102,926,000.00	(4,686,830.00)	98,239,170.00	102,926,000.00	(4,686,830.00)	0.00	0.00	0.00	98,239,170.00	19,020,456.68	24,721,294.40	20,407,211.54	27,080,262.05	91,229,224.67	17,695,939.86	24,841,476.77	17,738,334.96	28,768,645.10	89,044,396.69	0.00	7,009,945.33	1,234,729.98	950,098.00	
PS		84,525,000.00	(2,392,000.00)	82,133,000.00	84,525,000.00	(2,392,000.00)	0.00	0.00	0.00	82,133,000.00	17,128,720.15	22,759,129.30	18,389,734.61	19,107,444.06	77,385,028.12	17,049,263.50	22,818,422.00	16,037,531.53	20,916,923.66	76,822,140.69	0.00	4,747,971.88	562,887.43	0.00	
MOOE		18,401,000.00	(2,294,830.00)	16,106,170.00	18,401,000.00	(2,294,830.00)	0.00	0.00	0.00	16,106,170.00	1,891,736.53	1,962,165.10	2,017,476.93	7,972,817.99	13,844,196.55	646,676.36	2,023,054.77	1,700,803.43	7,851,721.44	12,222,256.00	0.00	2,261,973.45	671,842.55	950,098.00	
FinEx (if Applicable)		0.00	0.00	0.00</																					


STATEMENT OF APPROPRIATIONS, ALLOTMENTS, OBLIGATIONS, DISBURSEMENTS AND BALANCES
As at the Quarter Ending December 31, 2023

Department : National Economic and Development Authority (NEDA)
 Agency/Entity : Public-Private Partnership Center of the Philippines
 Operating Unit : < not applicable >
 Organization Code (UACS) : 24 005 0000000
 Fund Cluster : 01 - Regular Agency Fund
 (e.g. UACS Fund Cluster: 01-Regular Agency Fund, 02-Foreign Assisted Projects Fund, 03-Special Account-Locally Funded/Domestic Grants Fund, and 04-Special Account-Foreign Assisted/Foreign Grants Fund)


X	Current Year Appropriations
	Supplemental Appropriations
	Continuing Appropriations

Particulars	UACS CODE	Appropriations			Allotments					Current Year Obligations					Current Year Disbursements					Balances			
		Authorized Appropriations	Adjustments (Transfer To/From, Modifications/Augmentations)	Adjusted Appropriations	Allotments Received	Adjustments (Reductions, Modifications/Augmentations)	Transfer To	Transfer From	Adjusted Allotments	1st Quarter Ending March 31	2nd Quarter Ending June 30	3rd Quarter Ending September 30	4th Quarter Ending December 31	Total	1st Quarter Ending March 31	2nd Quarter Ending June 30	3rd Quarter Ending September 30	4th Quarter Ending December 31	Total	Unreleased Appropriations	Unobligated Allotments	Unpaid Obligations (15-20)=(23+24)	
																						Due and Demandable	Not Yet Due and Demandable
1	2	3	4	5=(3+4)	6	7	8	9	10=[(6+(-)7)-8+9]	11	12	13	14	15=(11+12+13+14)	16	17	18	19	20=(16+17+18+19)	21	22	23	24
PS		11,166,000.00	0.00	11,166,000.00	11,166,000.00	0.00	0.00	0.00	11,166,000.00	1,680,807.05	3,339,527.98	1,697,957.79	3,687,854.73	10,406,147.55	1,680,807.05	2,621,732.74	2,415,753.03	2,741,632.23	9,459,925.05	0.00	759,852.45	946,222.50	0.00
MOOE		0.00	0.00	0.00	0.00	0.00	0.00	0.00	0.00	0.00	0.00	0.00	0.00	0.00	0.00	0.00	0.00	0.00	0.00	0.00	0.00	0.00	0.00
FinEx		0.00	0.00	0.00	0.00	0.00	0.00	0.00	0.00	0.00	0.00	0.00	0.00	0.00	0.00	0.00	0.00	0.00	0.00	0.00	0.00	0.00	0.00
CO		0.00	0.00	0.00	0.00	0.00	0.00	0.00	0.00	0.00	0.00	0.00	0.00	0.00	0.00	0.00	0.00	0.00	0.00	0.00	0.00	0.00	0.00
III. Special Purpose Fund		0.00	9,056,888.00	9,056,888.00	0.00	9,056,888.00	0.00	0.00	9,056,888.00	5,177,852.52	0.00	0.00	3,879,032.88	9,056,885.40	0.00	5,177,852.52	0.00	3,879,032.88	9,056,885.40	0.00	2.60	0.00	0.00
Miscellaneous Personnel Benefits Fund		0.00	4,813,277.00	4,813,277.00	0.00	4,813,277.00	0.00	0.00	4,813,277.00	4,813,276.67	0.00	0.00	0.00	4,813,276.67	0.00	4,813,276.67	0.00	0.00	4,813,276.67	0.00	0.33	0.00	0.00
PS		0.00	4,813,277.00	4,813,277.00	0.00	4,813,277.00	0.00	0.00	4,813,277.00	4,813,276.67	0.00	0.00	0.00	4,813,276.67	0.00	4,813,276.67	0.00	0.00	4,813,276.67	0.00	0.33	0.00	0.00
Pension and Gratuity Fund		0.00	4,243,611.00	4,243,611.00	0.00	4,243,611.00	0.00	0.00	4,243,611.00	364,575.85	0.00	0.00	3,879,032.88	4,243,608.73	0.00	364,575.85	0.00	3,879,032.88	4,243,608.73	0.00	2.27	0.00	0.00
PS		0.00	4,243,611.00	4,243,611.00	0.00	4,243,611.00	0.00	0.00	4,243,611.00	364,575.85	0.00	0.00	3,879,032.88	4,243,608.73	0.00	364,575.85	0.00	3,879,032.88	4,243,608.73	0.00	2.27	0.00	0.00
Sub-Total III. Special Purpose Fund		0.00	9,056,888.00	9,056,888.00	0.00	9,056,888.00	0.00	0.00	9,056,888.00	5,177,852.52	0.00	0.00	3,879,032.88	9,056,885.40	0.00	5,177,852.52	0.00	3,879,032.88	9,056,885.40	0.00	2.60	0.00	0.00
PS		0.00	9,056,888.00	9,056,888.00	0.00	9,056,888.00	0.00	0.00	9,056,888.00	5,177,852.52	0.00	0.00	3,879,032.88	9,056,885.40	0.00	5,177,852.52	0.00	3,879,032.88	9,056,885.40	0.00	2.60	0.00	0.00
MOOE		0.00	0.00	0.00	0.00	0.00	0.00	0.00	0.00	0.00	0.00	0.00	0.00	0.00	0.00	0.00	0.00	0.00	0.00	0.00	0.00	0.00	0.00
FinEx		0.00	0.00	0.00	0.00	0.00	0.00	0.00	0.00	0.00	0.00	0.00	0.00	0.00	0.00	0.00	0.00	0.00	0.00	0.00	0.00	0.00	0.00
CO		0.00	0.00	0.00	0.00	0.00	0.00	0.00	0.00	0.00	0.00	0.00	0.00	0.00	0.00	0.00	0.00	0.00	0.00	0.00	0.00	0.00	0.00
IV. Reversion of the Unobligated Allotments charged against R.A. Nos. 11465 and 11494		0.00	0.00	0.00	0.00	0.00	0.00	0.00	0.00	0.00	0.00	0.00	0.00	0.00	0.00	0.00	0.00	0.00	0.00	0.00	0.00	0.00	0.00
GRAND TOTAL		209,176,000.00	9,056,888.00	218,232,888.00	209,176,000.00	9,056,888.00	0.00	0.00	218,232,888.00	44,847,078.97	53,399,708.84	45,226,930.11	65,868,227.78	209,341,945.70	36,350,879.17	59,954,078.95	43,148,703.34	64,132,599.65	203,586,261.11	0.00	8,890,942.30	4,506,969.03	1,248,715.56
PS		131,333,000.00	12,422,888.00	143,755,888.00	131,333,000.00	12,422,888.00	0.00	0.00	143,755,888.00	30,432,343.57	34,406,052.15	27,956,149.07	44,787,066.12	137,581,610.91	25,127,685.51	38,969,551.02	26,178,095.80	45,220,643.86	135,495,976.19	0.00	6,174,277.09	2,085,634.72	0.00
MOOE		77,843,000.00	(3,366,000.00)	74,477,000.00	77,843,000.00	(3,366,000.00)	0.00	0.00	74,477,000.00	14,414,735.40	18,993,656.69	17,270,781.04	21,081,161.66	71,760,334.79	11,223,193.66	20,984,527.93	16,970,607.54	18,911,955.79	68,090,284.92	0.00	2,716,665.21	2,421,334.31	1,248,715.56
Recapitulation by OO:																							
I. Agency Specific Budget		102,926,000.00	(4,686,830.00)	98,239,170.00	102,926,000.00	(4,686,830.00)	0.00	0.00	98,239,170.00	19,020,456.68	24,721,294.40	20,407,211.54	27,080,262.05	91,229,224.67	17,695,939.86	24,841,476.77	17,738,334.96	28,768,645.10	89,044,396.69	0.00	7,009,945.33	1,234,729.98	950,098.00
PUBLIC-PRIVATE PARTNERSHIP MANAGEMENT PROGRAM		102,926,000.00	(4,686,830.00)	98,239,170.00	102,926,000.00	(4,686,830.00)	0.00	0.00	98,239,170.00	19,020,456.68	24,721,294.40	20,407,211.54	27,080,262.05	91,229,224.67	17,695,939.86	24,841,476.77	17,738,334.96	28,768,645.10	89,044,396.69	0.00	7,009,945.33	1,234,729.98	950,098.00

Prepared by: 
 MARY ROAN S. SAN DIEGO
 Administrative Officer V (Budget Officer III)
 Date: January 30, 2024 04:16 PM

Certified Correct: 
 JO ANN F. MENDOZA
 OIC - Chief (Accountant IV), Finance Division
 Date: January 30, 2024 04:16 PM

Recommending Approval By: 
 CATALINA R. CARAAN
 Director IV, Administrative Service
 Date: January 30, 2024 07:14 PM

Approved By: 
 ELEAZAR E. RICOTE
 Deputy Executive Director
 Date: January 30, 2024 07:14 PM

STATEMENT OF APPROPRIATIONS, ALLOTMENTS, OBLIGATIONS, DISBURSEMENTS AND BALANCES
As at the Quarter Ending December 31, 2023

Department : National Economic and Development Authority (NEDA)
 Agency/Entity : Public-Private Partnership Center of the Philippines
 Operating Unit : < not applicable >
 Organization Code (UACS) : 24 005 000000
 Fund Cluster : 01 - Regular Agency Fund
 (e.g. UACS Fund Cluster: 01-Regular Agency Fund, 02-Foreign Assisted Projects Fund, 03-Special Account-Locally Funded/Domestic Grants Fund, and 04-Special Account-Foreign Assisted/Foreign Grants Fund)

	Current Year Appropriations
	Supplemental Appropriations
X	Continuing Appropriations

Particulars	UACS CODE	Appropriations			Allotments					Current Year Obligations					Current Year Disbursements					Balances			
		Authorized Appropriations	Adjustments (Transfer To/From, Modifications/Augmentations)	Adjusted Appropriations	Allotments Received	Adjustments (Reductions, Modifications/Augmentations)	Transfer To	Transfer From	Adjusted Allotments	1st Quarter Ending March 31	2nd Quarter Ending June 30	3rd Quarter Ending September 30	4th Quarter Ending December 31	Total	1st Quarter Ending March 31	2nd Quarter Ending June 30	3rd Quarter Ending September 30	4th Quarter Ending December 31	Total	Unreleased Appropriations	Unobligated Allotments	Unpaid Obligations (15-20)=(23+24)	
																						Due and Demandable	Not Yet Due and Demandable
1	2	3	4	5=(3+4)	6	7	8	9	10=[(6+7)-8+9]	11	12	13	14	15=(11+12+13+14)	16	17	18	19	20=(16+17+18+19)	21=(5-10)	22=(10-15)	23	24
I. Agency Specific Budget		22,070,623.20	0.00	22,070,623.20	22,070,623.20	0.00	0.00	0.00	22,070,623.20	6,285,370.85	2,514,383.74	5,258,811.28	7,982,112.35	22,040,678.22	3,446,531.37	5,347,991.22	5,209,974.88	5,218,180.20	19,222,677.67	0.00	29,944.98	2,580,720.55	237,280.00
General Administration and Support	1000000000000000	10,355,448.70	0.00	10,355,448.70	10,355,448.70	0.00	0.00	0.00	10,355,448.70	608,030.15	1,580,994.44	2,430,132.26	5,714,441.84	10,333,598.69	608,030.15	1,575,762.44	2,408,159.76	3,185,265.79	7,777,218.14	0.00	21,850.01	2,476,380.55	80,000.00
General management and supervision	100000100001000	10,355,448.70	0.00	10,355,448.70	10,355,448.70	0.00	0.00	0.00	10,355,448.70	608,030.15	1,580,994.44	2,430,132.26	5,714,441.84	10,333,598.69	608,030.15	1,575,762.44	2,408,159.76	3,185,265.79	7,777,218.14	0.00	21,850.01	2,476,380.55	80,000.00
MOOE		10,355,448.70	(2,080,000.00)	8,275,448.70	10,355,448.70	(2,080,000.00)	0.00	0.00	8,275,448.70	608,030.15	1,580,994.44	2,430,132.26	3,655,276.84	8,274,433.69	608,030.15	1,575,762.44	2,408,159.76	3,185,265.79	7,777,218.14	0.00	1,015.01	497,215.55	0.00
CO		0.00	2,080,000.00	2,080,000.00	0.00	2,080,000.00	0.00	0.00	2,080,000.00	0.00	0.00	0.00	2,059,165.00	2,059,165.00	0.00	0.00	0.00	0.00	0.00	0.00	20,835.00	1,979,165.00	80,000.00
Sub-Total, General Administration and Support		10,355,448.70	0.00	10,355,448.70	10,355,448.70	0.00	0.00	0.00	10,355,448.70	608,030.15	1,580,994.44	2,430,132.26	5,714,441.84	10,333,598.69	608,030.15	1,575,762.44	2,408,159.76	3,185,265.79	7,777,218.14	0.00	21,850.01	2,476,380.55	80,000.00
PS		0.00	0.00	0.00	0.00	0.00	0.00	0.00	0.00	0.00	0.00	0.00	0.00	0.00	0.00	0.00	0.00	0.00	0.00	0.00	0.00	0.00	0.00
MOOE		10,355,448.70	(2,080,000.00)	8,275,448.70	10,355,448.70	(2,080,000.00)	0.00	0.00	8,275,448.70	608,030.15	1,580,994.44	2,430,132.26	3,655,276.84	8,274,433.69	608,030.15	1,575,762.44	2,408,159.76	3,185,265.79	7,777,218.14	0.00	1,015.01	497,215.55	0.00
FinEx (if Applicable)		0.00	0.00	0.00	0.00	0.00	0.00	0.00	0.00	0.00	0.00	0.00	0.00	0.00	0.00	0.00	0.00	0.00	0.00	0.00	0.00	0.00	0.00
CO		0.00	2,080,000.00	2,080,000.00	0.00	2,080,000.00	0.00	0.00	2,080,000.00	0.00	0.00	0.00	2,059,165.00	2,059,165.00	0.00	0.00	0.00	0.00	0.00	0.00	20,835.00	1,979,165.00	80,000.00
Operations	3000000000000000	11,715,174.50	0.00	11,715,174.50	11,715,174.50	0.00	0.00	0.00	11,715,174.50	5,677,340.70	933,389.30	2,828,679.02	2,267,670.51	11,707,079.53	2,838,501.22	3,772,228.78	2,801,815.12	2,032,914.41	11,445,459.53	0.00	8,094.97	104,340.00	157,280.00
OO: Greater private sector participation thru Public-Private Partnership to accelerate provision of safe, efficient, reliable and sustainable infrastructure and development projects		11,715,174.50	0.00	11,715,174.50	11,715,174.50	0.00	0.00	0.00	11,715,174.50	5,677,340.70	933,389.30	2,828,679.02	2,267,670.51	11,707,079.53	2,838,501.22	3,772,228.78	2,801,815.12	2,032,914.41	11,445,459.53	0.00	8,094.97	104,340.00	157,280.00
PUBLIC-PRIVATE PARTNERSHIP MANAGEMENT PROGRAM		11,715,174.50	0.00	11,715,174.50	11,715,174.50	0.00	0.00	0.00	11,715,174.50	5,677,340.70	933,389.30	2,828,679.02	2,267,670.51	11,707,079.53	2,838,501.22	3,772,228.78	2,801,815.12	2,032,914.41	11,445,459.53	0.00	8,094.97	104,340.00	157,280.00
Project Development and Advisory Assistance	310100100001000	382,698.25	0.00	382,698.25	382,698.25	0.00	0.00	0.00	382,698.25	0.00	209,790.31	150,066.86	22,633.30	382,490.47	0.00	209,790.31	150,066.86	22,633.30	382,490.47	0.00	207.78	0.00	0.00
MOOE		382,698.25	0.00	382,698.25	382,698.25	0.00	0.00	0.00	382,698.25	0.00	209,790.31	150,066.86	22,633.30	382,490.47	0.00	209,790.31	150,066.86	22,633.30	382,490.47	0.00	207.78	0.00	0.00
Management and Administration of the Project Development and Monitoring Facility (PDMF) Funds	310100100002000	78,141.41	0.00	78,141.41	78,141.41	0.00	0.00	0.00	78,141.41	0.00	72,323.62	0.00	5,655.00	77,978.62	0.00	72,323.62	0.00	5,655.00	77,978.62	0.00	162.79	0.00	0.00
MOOE		78,141.41	0.00	78,141.41	78,141.41	0.00	0.00	0.00	78,141.41	0.00	72,323.62	0.00	5,655.00	77,978.62	0.00	72,323.62	0.00	5,655.00	77,978.62	0.00	162.79	0.00	0.00
Public-Private Partnership Policy Formulation and Advocacy, and Project Monitoring and Evaluation	310100100003000	1,052,599.62	0.00	1,052,599.62	1,052,599.62	0.00	0.00	0.00	1,052,599.62	0.00	118,433.98	456,813.13	477,352.51	1,052,599.62	0.00	118,433.98	453,288.73	380,876.91	952,599.62	0.00	0.00	100,000.00	0.00
MOOE		1,052,599.62	0.00	1,052,599.62	1,052,599.62	0.00	0.00	0.00	1,052,599.62	0.00	118,433.98	456,813.13	477,352.51	1,052,599.62	0.00	118,433.98	453,288.73	380,876.91	952,599.62	0.00	0.00	100,000.00	0.00
Provision of Capacity Building, Knowledge Management Services, Legal Services and ICT Services	310100100004000	10,201,735.22	0.00	10,201,735.22	10,201,735.22	0.00	0.00	0.00	10,201,735.22	5,677,340.70	532,841.39	2,221,799.03	1,762,029.70	10,194,010.82	2,838,501.22	3,371,680.87	2,198,459.53	1,623,749.20	10,032,390.82	0.00	7,724.40	4,340.00	157,280.00
MOOE		7,117,740.72	(157,280.00)	6,960,460.72	7,117,740.72	(157,280.00)	0.00	0.00	6,960,460.72	2,838,501.22	293,280.77	2,221,799.03	1,604,749.70	6,958,330.72	2,838,501.22	293,280.77	2,198,459.53	1,623,749.20	6,953,990.72	0.00	2,130.00	4,340.00	0.00
CO		3,083,994.50	157,280.00	3,241,274.50	3,083,994.50	157,280.00	0.00	0.00	3,241,274.50	2,838,839.48	239,560.62	0.00	157,280.00	3,235,680.10	0.00	3,078,400.10	0.00	0.00	3,078,400.10	0.00	5,594.40	0.00	157,280.00
Sub-Total, Operations		11,715,174.50	0.00	11,715,174.50	11,715,174.50	0.00	0.00	0.00	11,715,174.50	5,677,340.70	933,389.30	2,828,679.02	2,267,670.51	11,707,079.53	2,838,501.22	3,772,228.78	2,801,815.12	2,032,914.41	11,445,459.53	0.00	8,094.97	104,340.00	157,280.00
PS		0.00	0.00	0.00	0.00	0.00	0.00	0.00	0.00	0.00	0.00	0.00	0.00	0.00	0.00	0.00	0.00	0.00	0.00	0.00	0.00	0.00	0.00
MOOE		8,631,180.00	(157,280.00)	8,473,900.00	8,631,180.00	(157,280.00)	0.00	0.00	8,473,900.00	2,838,501.22	693,828.68	2,828,679.02	2,110,390.51	8,471,399.43	2,838,501.22	693,828.68	2,801,815.12	2,032,914.41	8,367,059.43	0.00	2,500.57	104,340.00	0.00
FinEx (if Applicable)		0.00	0.00	0.00	0.00	0.00	0.00	0.00	0.00	0.00	0.00	0.00	0.00	0.00	0.00	0.00	0.00	0.00	0.00	0.00	0.00	0.00	0.00
CO		3,083,994.50	157,280.00	3,241,274.50	3,083,994.50	157,280.00	0.00	0.00	3,241,274.50	2,838,839.48	239,560.62	0.00	157,280.00	3,235,680.10	0.00	3,078,400.10	0.00	0.00	3,078,400.10	0.00	5,594.40	0.00	157,280.00
Sub-Total, I. Agency Specific Budget		22,070,623.20	0.00	22,070,623.20	22,070,623.20	0.00	0.00	0.00	22,070,623.20	6,285,370.85	2,514,383.74	5,258,811.28	7,982,112.35	22,040,678.22	3,446,531.37	5,347,991.22	5,209,974.88	5,218,180.20	19,222,677.67	0.00	29,944.98	2,580,720.55	237,280.00
PS		0.00	0.00	0.00	0.00	0.00	0.00	0.00	0.00	0.00	0.00	0.00	0.00	0.00	0.00	0.00	0.00	0.00	0.00	0.00	0.00	0.00	0.00
MOOE		18,986,628.70	(2,237,280.00)	16,749,348.70	18,986,628.70	(2,237,280.00)	0.00	0.00	16,749,348.70	3,446,531.37	2,274,823.12	5,258,811.28	5,765,667.35	16,745,833.12	3,446,531.37	2,269,591.12	5,209,974.88	5,218,180.20	16,144,277.57	0.00	3,515.58	601,555.55	0.00
FinEx (if Applicable)		0.00	0.00	0.00	0.00	0.00	0.00	0.00	0.00	0.00	0.00	0.00	0.00	0.00	0.00	0.00	0.00	0.00	0.00	0.00	0.00	0.00	0.00
CO		3,083,994.50	2,237,280.00	5,321,274.50	3,083,994.50	2,237,280.00	0.00	0.00	5,321,274.50	2,838,839.48	239,560.62	0.00	2,216,445.00	5,294,845.10	0.00	3,078,400.10	0.00	0.00	3,078,400.10	0.00	26,429.40	1,979,165.00	237,280.00
GRAND TOTAL		22,070,623.20	0.00	22,070,623.20	22,070,623.20	0.00	0.00	0.00	22,070,623.20	6,285,370.85	2,514,383.74	5,258,811.28	7,982,112.35	22,040,678.22	3,446,5								

SUMMARY OF APPROPRIATIONS, ALLOTMENTS, OBLIGATIONS, DISBURSEMENTS AND BALANCES BY OBJECT OF EXPENDITURES

As at the Quarter Ending December 31, 2023

Department : National Economic and Development Authority (NEDA)
 Agency/Entity : Public-Private Partnership Center of the Philippines
 Operating Unit : < not applicable >
 Organization Code (UACS) : 24 005 000000
 Fund Cluster : 01 - Regular Agency Fund
 (e.g. UACS Fund Cluster: 01-Regular Agency Fund, 02-Foreign Assisted Projects Fund, 03-Special Account-Locally Funded/Domestic Grants Fund, and 04-Special Account-Foreign Assisted/Foreign Grants Fund)

X	Current Year Appropriations
	Supplemental Appropriations
	Continuing Appropriations

Particulars	UACS CODE	Appropriations			Allotments					Obligations					Disbursements					Balances			
		Authorized Appropriations	Adjustments (Transfer To/From, Modifications/Augmentations)	Adjusted Appropriations	Allotments Received	Adjustments (Reductions, Modifications/Augmentations)	Transfer To	Transfer From	Adjusted Allotments	1st Quarter Ending March 31	2nd Quarter Ending June 30	3rd Quarter Ending September 30	4th Quarter Ending December 31	Total	1st Quarter Ending March 31	2nd Quarter Ending June 30	3rd Quarter Ending September 30	4th Quarter Ending December 31	Total	Unreleased Appropriations	Unobligated Allotments	Unpaid Obligations (15-20)=(23+24)	
																						Due and Demandable	Not Yet Due and Demandable
1	2	3	4	5=(3+4)	6	7	8	9	10=[(6+(-)7)-8+9]	11	12	13	14	15=(11+12+13+14)	16	17	18	19	20=(16+17+18+19)	21=(5-10)	22=(10-15)	23	24
SUMMARY		209,176,000.00	9,056,888.00	218,232,888.00	209,176,000.00	9,056,888.00	0.00	0.00	218,232,888.00	39,669,226.30	58,577,561.36	45,226,930.11	65,868,227.93	209,341,945.70	36,350,879.20	59,828,657.95	43,274,124.34	64,132,599.62	203,586,261.11	0.00	8,890,942.30	4,506,969.03	1,248,715.56
A. AGENCY SPECIFIC BUDGET		198,010,000.00	0.00	198,010,000.00	198,010,000.00	0.00	0.00	198,010,000.00	37,988,419.25	50,060,180.86	43,528,972.32	58,301,340.32	189,878,912.75	34,670,072.15	52,154,493.69	40,732,950.31	57,511,934.51	185,069,450.66	0.00	8,131,087.25	3,560,746.53	1,248,715.56	
Personnel Services		120,167,000.00	3,366,000.00	123,533,000.00	120,167,000.00	3,366,000.00	0.00	0.00	123,533,000.00	23,573,684.00	31,066,524.17	26,258,191.28	37,220,178.51	118,118,577.96	23,446,878.46	31,169,965.76	23,762,342.77	38,599,978.75	116,979,165.74	0.00	5,414,422.04	1,139,412.22	0.00
Salaries and Wages		93,052,000.00	(3,781,227.29)	89,270,772.71	93,052,000.00	(3,781,227.29)	0.00	0.00	89,270,772.71	20,958,043.20	20,944,486.77	21,551,838.75	23,540,977.40	86,995,346.12	20,903,676.66	20,998,853.31	21,527,032.33	23,198,691.00	86,628,253.30	0.00	2,275,426.59	367,092.82	0.00
Salaries and Wages - Regular	5010101000	93,052,000.00	(3,781,227.29)	89,270,772.71	93,052,000.00	(3,781,227.29)	0.00	0.00	89,270,772.71	20,958,043.20	20,944,486.77	21,551,838.75	23,540,977.40	86,995,346.12	20,903,676.66	20,998,853.31	21,527,032.33	23,198,691.00	86,628,253.30	0.00	2,275,426.59	367,092.82	0.00
Basic Salary - Civilian	5010101001	93,052,000.00	(3,781,227.29)	89,270,772.71	93,052,000.00	(3,781,227.29)	0.00	0.00	89,270,772.71	20,958,043.20	20,944,486.77	21,551,838.75	23,540,977.40	86,995,346.12	20,903,676.66	20,998,853.31	21,527,032.33	23,198,691.00	86,628,253.30	0.00	2,275,426.59	367,092.82	0.00
Other Compensation		24,696,000.00	4,115,477.89	28,811,477.89	24,696,000.00	4,115,477.89	0.00	0.00	28,811,477.89	2,316,090.90	8,220,925.86	2,022,939.01	13,787,647.57	26,347,603.34	2,246,090.90	8,290,925.86	1,897,155.27	13,837,329.61	26,271,501.64	0.00	2,463,874.55	76,101.70	0.00
Personal Economic Relief Allowance (PERA)	5010201000	2,880,000.00	114,045.45	2,994,045.45	2,880,000.00	114,045.45	0.00	0.00	2,994,045.45	672,090.90	679,523.86	703,090.91	780,909.11	2,835,614.78	670,090.90	681,523.86	701,727.27	772,909.11	2,826,251.14	0.00	158,430.67	9,363.64	0.00
PERA - Civilian	5010201001	2,880,000.00	114,045.45	2,994,045.45	2,880,000.00	114,045.45	0.00	0.00	2,994,045.45	672,090.90	679,523.86	703,090.91	780,909.11	2,835,614.78	670,090.90	681,523.86	701,727.27	772,909.11	2,826,251.14	0.00	158,430.67	9,363.64	0.00
Representation Allowance (RA)	5010202000	2,424,000.00	173,375.00	2,597,375.00	2,424,000.00	173,375.00	0.00	0.00	2,597,375.00	546,500.00	527,125.00	611,750.00	577,000.00	2,262,375.00	512,500.00	561,125.00	611,750.00	546,500.00	2,231,875.00	0.00	335,000.00	30,500.00	0.00
Transportation Allowance (TA)	5010203000	1,962,000.00	(36,875.00)	1,925,125.00	1,962,000.00	(36,875.00)	0.00	0.00	1,925,125.00	437,500.00	407,125.00	491,750.00	457,250.00	1,793,625.00	403,500.00	441,125.00	491,750.00	426,750.00	1,763,125.00	0.00	131,500.00	30,500.00	0.00
Transportation Allowance (TA)	5010203001	1,962,000.00	(36,875.00)	1,925,125.00	1,962,000.00	(36,875.00)	0.00	0.00	1,925,125.00	437,500.00	407,125.00	491,750.00	457,250.00	1,793,625.00	403,500.00	441,125.00	491,750.00	426,750.00	1,763,125.00	0.00	131,500.00	30,500.00	0.00
Clothing/Uniform Allowance	5010204000	720,000.00	78,597.83	798,597.83	720,000.00	78,597.83	0.00	0.00	798,597.83	660,000.00	24,000.00	0.00	0.00	684,000.00	660,000.00	24,000.00	0.00	0.00	684,000.00	0.00	114,597.83	0.00	0.00
Clothing/Uniform Allowance - Civilian	5010204001	720,000.00	78,597.83	798,597.83	720,000.00	78,597.83	0.00	0.00	798,597.83	660,000.00	24,000.00	0.00	0.00	684,000.00	660,000.00	24,000.00	0.00	0.00	684,000.00	0.00	114,597.83	0.00	0.00
Honoraria	5010210000	0.00	263,000.00	263,000.00	0.00	263,000.00	0.00	0.00	263,000.00	0.00	0.00	0.00	263,000.00	263,000.00	0.00	0.00	0.00	263,000.00	263,000.00	0.00	0.00	0.00	0.00
Honoraria - Civilian	5010210001	0.00	263,000.00	263,000.00	0.00	263,000.00	0.00	0.00	263,000.00	0.00	0.00	0.00	263,000.00	263,000.00	0.00	0.00	0.00	263,000.00	263,000.00	0.00	0.00	0.00	0.00
Overtime and Night Pay	5010213000	0.00	5,738.06	5,738.06	0.00	5,738.06	0.00	0.00	5,738.06	0.00	0.00	0.00	5,738.06	5,738.06	0.00	0.00	0.00	0.00	5,738.06	0.00	0.00	5,738.06	0.00
Overtime Pay	5010213001	0.00	5,738.06	5,738.06	0.00	5,738.06	0.00	0.00	5,738.06	0.00	0.00	0.00	5,738.06	5,738.06	0.00	0.00	0.00	0.00	5,738.06	0.00	0.00	5,738.06	0.00
Year End Bonus	5010214000	7,755,000.00	(221,157.80)	7,533,842.20	7,755,000.00	(221,157.80)	0.00	0.00	7,533,842.20	0.00	0.00	117,420.10	7,057,202.40	7,174,622.50	0.00	0.00	0.00	7,174,622.50	7,174,622.50	0.00	359,219.70	0.00	0.00
Bonus - Civilian	5010214001	7,755,000.00	(221,157.80)	7,533,842.20	7,755,000.00	(221,157.80)	0.00	0.00	7,533,842.20	0.00	0.00	117,420.10	7,057,202.40	7,174,622.50	0.00	0.00	0.00	7,174,622.50	7,174,622.50	0.00	359,219.70	0.00	0.00
Cash Gift	5010215000	600,000.00	26,500.00	626,500.00	600,000.00	26,500.00	0.00	0.00	626,500.00	0.00	0.00	7,000.00	586,500.00	593,500.00	0.00	0.00	0.00	593,500.00	593,500.00	0.00	33,000.00	0.00	0.00
Cash Gift - Civilian	5010215001	600,000.00	26,500.00	626,500.00	600,000.00	26,500.00	0.00	0.00	626,500.00	0.00	0.00	7,000.00	586,500.00	593,500.00	0.00	0.00	0.00	593,500.00	593,500.00	0.00	33,000.00	0.00	0.00
Mid-Year Bonus - Civilian	5010216000	7,755,000.00	297,254.35	8,052,254.35	7,755,000.00	297,254.35	0.00	0.00	8,052,254.35	0.00	6,583,152.00	91,928.00	91,548.00	6,766,628.00	0.00	6,583,152.00	91,928.00	91,548.00	6,766,628.00	0.00	1,285,626.35	0.00	0.00
Mid-Year Bonus - Civilian	5010216001	7,755,000.00	297,254.35	8,052,254.35	7,755,000.00	297,254.35	0.00	0.00	8,052,254.35	0.00	6,583,152.00	91,928.00	91,548.00	6,766,628.00	0.00	6,583,152.00	91,928.00	91,548.00	6,766,628.00	0.00	1,285,626.35	0.00	0.00
Other Bonuses and Allowances	5010299000	600,000.00	3,415,000.00	4,015,000.00	600,000.00	3,415,000.00	0.00	0.00	4,015,000.00	0.00	0.00	0.00	3,968,500.00	3,968,500.00	0.00	0.00	0.00	3,968,500.00	3,968,500.00	0.00	46,500.00	0.00	0.00
Collective Negotiation Agreement Incentive - Civilian	5010299011	0.00	3,366,000.00	3,366,000.00	0.00	3,366,000.00	0.00	0.00	3,366,000.00	0.00	0.00	0.00	3,366,000.00	3,366,000.00	0.00	0.00	0.00	3,366,000.00	3,366,000.00	0.00	0.00	0.00	0.00
Productivity Enhancement Incentive - Civilian	5010299012	600,000.00	49,000.00	649,000.00	600,000.00	49,000.00	0.00	0.00	649,000.00	0.00	0.00	0.00	602,500.00	602,500.00	0.00	0.00	0.00	602,500.00	602,500.00	0.00	46,500.00	0.00	0.00
Personnel Benefit Contributions		2,151,000.00	171,527.24	2,322,527.24	2,151,000.00	171,527.24	0.00	0.00	2,322,527.24	287,110.90	580,946.52	304,474.25	643,375.40	1,815,907.07	287,110.90	569,346.52	316,074.25	477,957.10	1,650,488.77	0.00	506,620.17	165,418.30	0.00
Retirement and Life Insurance Premiums	5010301000	0.00	0.00	0.00	0.00	0.00	0.00	0.00	0.00	0.00	0.00	0.00	0.00	0.00	0.00	0.00	0.00	0.00	0.00	0.00	0.00	0.00	0.00
Pag-IBIG Contributions	5010302000	143,000.00	9,900.00	152,900.00	143,000.00	9,900.00	0.00	0.00	152,900.00	22,500.00	45,900.00	23,500.00	51,700.00	143,600.00	22,500.00	45,900.00	23,500.00	38,400.00	130,300.00	0.00	9,300.00	13,300.00	0.00
Pag-IBIG - Civilian	5010302001	143,000.00	9,900.00	152,900.00	143,000.00	9,900.00	0.00	0.00	152,900.00	22													

SUMMARY OF APPROPRIATIONS, ALLOTMENTS, OBLIGATIONS, DISBURSEMENTS AND BALANCES BY OBJECT OF EXPENDITURES

As at the Quarter Ending December 31, 2023

Department : National Economic and Development Authority (NEDA)
 Agency/Entity : Public-Private Partnership Center of the Philippines
 Operating Unit : < not applicable >
 Organization Code (UACS) : 24 005 000000
 Fund Cluster : 01 - Regular Agency Fund

X	Current Year Appropriations
	Supplemental Appropriations
	Continuing Appropriations

(e.g. UACS Fund Cluster: 01-Regular Agency Fund, 02-Foreign Assisted Projects Fund, 03-Special Account-Locally Funded/Domestic Grants Fund, and 04-Special Account-Foreign Assisted/Foreign Grants Fund)

Particulars	UACS CODE	Appropriations			Allotments						Obligations					Disbursements					Balances			
		Authorized Appropriations	Adjustments (Transfer To/From, Modifications/Auomentations)	Adjusted Appropriations	Allotments Received	Adjustments (Reductions, Modifications/Augmentations)	Transfer To	Transfer From	Adjusted Allotments	1st Quarter Ending March 31	2nd Quarter Ending June 30	3rd Quarter Ending September 30	4th Quarter Ending December 31	Total	1st Quarter Ending March 31	2nd Quarter Ending June 30	3rd Quarter Ending September 30	4th Quarter Ending December 31	Total	Unreleased Appropriations	Unobligated Allotments	Unpaid Obligations (15-20)=(23+24)		
																						Due and Demandable	Not Yet Due and Demandable	
1	2	3	4	5=(3+4)	6	7	8	9	10=[(6+(-7))-8+9]	11	12	13	14	15=(11+12+13+14)	16	17	18	19	20=(16+17+18+19)	21=(5-10)	22=(10-15)	23	24	
Training Expenses	5020201002	2,610,000.00	(1,178,683.09)	1,431,316.91	2,610,000.00	(1,178,683.09)	0.00	0.00	1,431,316.91	176,107.57	310,799.80	221,724.00	325,685.77	1,034,317.14	142,315.85	344,591.55	221,724.00	305,755.45	1,014,386.85	0.00	396,999.77	19,930.29	0.00	
Supplies and Materials Expenses		2,869,000.00	(212,559.41)	2,656,440.59	2,869,000.00	(212,559.41)	0.00	0.00	2,656,440.59	383,791.23	638,351.01	375,581.23	1,206,578.09	2,604,301.56	270,836.48	751,305.76	375,581.23	646,730.84	2,044,454.31	0.00	52,139.03	132,417.52	427,429.73	
Office Supplies Expenses	5020301000	1,669,000.00	(951,843.09)	717,156.91	1,669,000.00	(951,843.09)	0.00	0.00	717,156.91	79,808.20	326,290.05	31,500.00	227,419.63	665,017.88	52,456.70	353,641.55	31,500.00	178,608.88	616,207.13	0.00	52,139.03	48,810.75	0.00	
ICT Office Supplies	5020301001	832,000.00	(589,331.48)	242,668.52	832,000.00	(589,331.48)	0.00	0.00	242,668.52	0.00	213,759.64	0.00	28,908.88	242,668.52	0.00	213,759.64	0.00	28,908.88	242,668.52	0.00	0.00	0.00	0.00	
Office Supplies Expenses	5020301002	837,000.00	(362,511.61)	474,488.39	837,000.00	(362,511.61)	0.00	0.00	474,488.39	79,808.20	112,530.41	31,500.00	198,510.75	422,349.36	52,456.70	139,881.91	31,500.00	149,700.00	373,538.61	0.00	52,139.03	48,810.75	0.00	
Fuel, Oil and Lubricants Expenses	5020309000	1,200,000.00	183,315.92	1,383,315.92	1,200,000.00	183,315.92	0.00	0.00	1,383,315.92	303,983.03	268,980.96	344,081.23	466,270.70	1,383,315.92	218,379.78	354,584.21	344,081.23	344,081.20	1,279,026.42	0.00	0.00	70,109.77	34,179.73	
Semi-Expendable Machinery and Equipment	5020321000	0.00	103,717.76	103,717.76	0.00	103,717.76	0.00	0.00	103,717.76	0.00	43,080.00	0.00	60,637.76	103,717.76	0.00	43,080.00	0.00	47,140.76	90,220.76	0.00	0.00	13,497.00	0.00	
Office Equipment	5020321002	0.00	22,000.00	22,000.00	0.00	22,000.00	0.00	0.00	22,000.00	0.00	0.00	0.00	22,000.00	22,000.00	0.00	0.00	0.00	22,000.00	22,000.00	0.00	0.00	0.00	0.00	
Information and Communications Technology Equipment	5020321003	0.00	81,717.76	81,717.76	0.00	81,717.76	0.00	0.00	81,717.76	0.00	43,080.00	0.00	38,637.76	81,717.76	0.00	43,080.00	0.00	25,140.76	68,220.76	0.00	0.00	13,497.00	0.00	
Semi-Expendable Furniture, Fixtures and Books	5020322000	0.00	452,250.00	452,250.00	0.00	452,250.00	0.00	0.00	452,250.00	0.00	0.00	0.00	452,250.00	452,250.00	0.00	0.00	0.00	59,000.00	59,000.00	0.00	0.00	0.00	393,250.00	
Furniture and Fixtures	5020322001	0.00	452,250.00	452,250.00	0.00	452,250.00	0.00	0.00	452,250.00	0.00	0.00	0.00	452,250.00	452,250.00	0.00	0.00	0.00	59,000.00	59,000.00	0.00	0.00	0.00	393,250.00	
Utility Expenses		2,369,000.00	746,303.30	3,115,303.30	2,369,000.00	746,303.30	0.00	0.00	3,115,303.30	446,256.34	281,136.34	1,933,982.87	453,927.75	3,115,303.30	442,656.34	284,736.34	1,933,982.87	12,894.73	2,674,270.28	0.00	0.00	439,233.02	1,800.00	
Water Expenses	5020401000	350,000.00	(305,545.34)	44,454.66	350,000.00	(305,545.34)	0.00	0.00	44,454.66	8,229.96	9,600.00	11,929.97	14,694.73	44,454.66	4,629.96	13,200.00	11,929.97	12,894.73	42,654.66	0.00	0.00	0.00	1,800.00	
Electricity Expenses	5020402000	2,019,000.00	1,051,848.64	3,070,848.64	2,019,000.00	1,051,848.64	0.00	0.00	3,070,848.64	438,026.38	271,536.34	1,922,052.90	439,233.02	3,070,848.64	438,026.38	271,536.34	1,922,052.90	0.00	2,631,615.62	0.00	0.00	439,233.02	0.00	
Communication Expenses		5,371,000.00	(2,533,224.98)	2,837,775.02	5,371,000.00	(2,533,224.98)	0.00	0.00	2,837,775.02	1,239,843.05	888,873.98	279,837.25	411,905.31	2,820,459.59	265,634.00	946,699.03	717,309.25	733,433.52	2,663,075.80	0.00	17,315.43	157,383.79	0.00	
Postage and Courier Services	5020501000	150,000.00	(127,056.00)	22,944.00	150,000.00	(127,056.00)	0.00	0.00	22,944.00	7,383.00	12,645.00	0.00	2,916.00	22,944.00	5,634.00	14,394.00	0.00	(1,770.00)	18,258.00	0.00	0.00	4,686.00	0.00	
Telephone Expenses	5020502000	2,001,000.00	(622,904.98)	1,378,095.02	2,001,000.00	(622,904.98)	0.00	0.00	1,378,095.02	293,004.05	378,948.98	279,837.25	408,989.31	1,360,779.59	260,000.00	411,953.03	279,837.25	376,019.52	1,327,809.80	0.00	17,315.43	32,969.79	0.00	
Mobile	5020502001	1,447,000.00	(398,199.00)	1,048,801.00	1,447,000.00	(398,199.00)	0.00	0.00	1,048,801.00	260,000.00	247,600.00	246,600.00	277,300.00	1,031,500.00	260,000.00	246,600.00	246,600.00	1,730,000.00	1,031,500.00	0.00	17,301.00	0.00	0.00	
Landline	5020502002	554,000.00	(224,705.98)	329,294.02	554,000.00	(224,705.98)	0.00	0.00	329,294.02	33,004.05	131,348.98	33,237.25	131,689.31	329,294.02	0.00	164,353.03	329,279.59	98,719.52	296,309.80	0.00	14.43	32,969.79	0.00	
Internet Subscription Expenses	5020503000	3,220,000.00	(1,783,264.00)	1,436,736.00	3,220,000.00	(1,783,264.00)	0.00	0.00	1,436,736.00	939,456.00	497,280.00	0.00	0.00	1,436,736.00	0.00	520,352.00	437,472.00	359,184.00	1,317,008.00	0.00	0.00	119,728.00	0.00	
Confidential, Intelligence and Extraordinary		1,194,000.00	(62,341.38)	1,131,658.62	1,194,000.00	(62,341.38)	0.00	0.00	1,131,658.62	239,504.50	222,072.72	272,617.92	354,255.12	1,088,450.26	118,586.32	326,490.90	289,117.92	222,147.48	956,342.62	0.00	43,208.36	132,107.64	0.00	
Extraordinary and Miscellaneous Expenses	5021003000	1,194,000.00	(62,341.38)	1,131,658.62	1,194,000.00	(62,341.38)	0.00	0.00	1,131,658.62	239,504.50	222,072.72	272,617.92	354,255.12	1,088,450.26	118,586.32	326,490.90	289,117.92	222,147.48	956,342.62	0.00	43,208.36	132,107.64	0.00	
Professional Services		73,000.00	837,884.33	910,884.33	73,000.00	837,884.33	0.00	0.00	910,884.33	0.00	42,952.09	0.00	795,132.24	838,084.33	0.00	42,952.09	0.00	791,767.24	834,719.33	0.00	72,800.00	3,365.00	0.00	
Legal Services	5021101000	3,000.00	3,165.00	6,165.00	3,000.00	3,165.00	0.00	0.00	6,165.00	0.00	0.00	0.00	3,365.00	3,365.00	0.00	0.00	0.00	0.00	0.00	0.00	2,800.00	3,365.00	0.00	
Consultancy Services	5021103000	70,000.00	0.00	70,000.00	70,000.00	0.00	0.00	0.00	70,000.00	0.00	0.00	0.00	0.00	0.00	0.00	0.00	0.00	0.00	0.00	0.00	70,000.00	0.00	0.00	
Consultancy Services	5021103002	70,000.00	0.00	70,000.00	70,000.00	0.00	0.00	0.00	70,000.00	0.00	0.00	0.00	0.00	0.00	0.00	0.00	0.00	0.00	0.00	0.00	70,000.00	0.00	0.00	
Other Professional Services	5021199000	0.00	834,719.33	834,719.33	0.00	834,719.33	0.00	0.00	834,719.33	0.00	42,952.09	0.00	791,767.24	834,719.33	0.00	42,952.09	0.00	791,767.24	834,719.33	0.00	0.00	0.00	0.00	
General Services		6,386,000.00	543,450.70	6,929,450.70	6,386,000.00	543,450.70	0.00	0.00	6,929,450.70	1,182,637.38	1,966,502.08	1,235,569.83	2,544,741.41	6,929,450.70	4,200.00	3,144,939.46	1,235,569.83	1,983,688.36	6,368,397.65	0.00	0.00	352,215.22	208,837.83	
Janitorial Services	5021202000	1,566,000.00	595,068.24	2,161,068.24	1,566,000.00	595,068.24	0.00	0.00	2,161,068.24	954,298.94	500,897.35	211,717.41	494,154.54	2,161,068.24	0.00	1,455,196.29	211,717.41	368,266.66	2,035,180.36	0.00	0.00	70,687.25	55,200.63	
Security Services	5021203000	1,569,000.00	(352,778.82)	1,216,221.18	1,569,000.00	(352,778.82)	0.00	0.00	1,216,221.18	221,449.62	325,874.43	107,953.34	560,943.79	1,216,221.18	4,200.00	543,124.05	107,953.34	454,932.52	1,110,209.91	0.00	0.00	106,011.27	0.00	
Other General Services	5021299000	3,251,000.00	301,161.28	3,552,161.28	3,251,000.00	301,161.28	0.00	0.00	3,552,161.28	6,888.82	1,139,730.30	915,899.08	1,489,643.08	3,552,161.28	0.00	1,146,619.12	915,899.08	1,160,489.18	3,223,007.38	0.00	0.00	175,516.70	153,637.20	
Other General Services	5021299099	3,251,000.00	301,161																					

SUMMARY OF APPROPRIATIONS, ALLOTMENTS, OBLIGATIONS, DISBURSEMENTS AND BALANCES BY OBJECT OF EXPENDITURES


As at the Quarter Ending December 31, 2023


Department : National Economic and Development Authority (NEDA)
 Agency/Entity : Public-Private Partnership Center of the Philippines
 Operating Unit : < not applicable >
 Organization Code (UACS) : 24 005 000000
 Fund Cluster : 01 - Regular Agency Fund

X	Current Year Appropriations
	Supplemental Appropriations
	Continuing Appropriations

(e.g. UACS Fund Cluster: 01-Regular Agency Fund, 02-Foreign Assisted Projects Fund, 03-Special Account-Locally Funded/Domestic Grants Fund, and 04-Special Account-Foreign Assisted/Foreign Grants Fund)


Particulars	UACS CODE	Appropriations			Allotments					Obligations					Disbursements					Balances			
		Authorized Appropriations	Adjustments (Transfer To/From, Modifications/Auomentations)	Adjusted Appropriations	Allotments Received	Adjustments (Reductions, Modifications/Augmentations)	Transfer To	Transfer From	Adjusted Allotments	1st Quarter Ending March 31	2nd Quarter Ending June 30	3rd Quarter Ending September 30	4th Quarter Ending December 31	Total	1st Quarter Ending March 31	2nd Quarter Ending June 30	3rd Quarter Ending September 30	4th Quarter Ending December 31	Total	Unreleased Appropriations	Unobligated Allotments	Unpaid Obligations (15-20)=(23+24)	
																						Due and Demandable	Not Yet Due and Demandable
1	2	3	4	5=(3+4)	6	7	8	9	10=[(6+(-7))-8+9]	11	12	13	14	15=(11+12+13+14)	16	17	18	19	20=(16+17+18+19)	21=(5-10)	22=(10-15)	23	24
Other Maintenance and Operating Expenses		40,720,000.00	9,417,166.95	50,137,166.95	40,720,000.00	9,417,166.95	0.00	0.00	50,137,166.95	9,959,431.18	13,945,698.43	12,121,241.30	12,691,526.47	48,717,897.38	9,433,826.29	14,463,964.82	11,360,279.80	12,734,358.66	47,992,429.57	0.00	1,419,269.57	114,819.81	610,648.00
Advertising Expenses	5029901000	50,000.00	(50,000.00)	0.00	50,000.00	(50,000.00)	0.00	0.00	0.00	0.00	0.00	0.00	0.00	0.00	0.00	0.00	0.00	0.00	0.00	0.00	0.00	0.00	0.00
Printing and Publication Expenses	5029902000	565,000.00	232,400.78	797,400.78	565,000.00	232,400.78	0.00	0.00	797,400.78	0.00	0.00	0.00	556,848.00	556,848.00	0.00	0.00	0.00	0.00	0.00	0.00	240,552.78	0.00	556,848.00
Representation Expenses	5029903000	1,393,000.00	(77,715.92)	1,315,284.08	1,393,000.00	(77,715.92)	0.00	0.00	1,315,284.08	260,089.50	317,813.25	182,685.25	371,150.29	1,131,738.29	160,301.95	410,262.30	190,023.75	262,519.48	1,023,107.48	0.00	183,545.79	108,630.81	0.00
Transportation and Delivery Expenses	5029904000	78,000.00	(301.00)	77,699.00	78,000.00	(301.00)	0.00	0.00	77,699.00	72,310.00	1,519.00	0.00	3,699.00	77,528.00	40,920.00	32,909.00	0.00	0.00	73,829.00	0.00	171.00	3,699.00	0.00
Rent/Lease Expenses	5029905000	31,774,000.00	8,489,197.68	40,263,197.68	31,774,000.00	8,489,197.68	0.00	0.00	40,263,197.68	9,627,031.68	13,626,366.18	10,992,341.04	6,017,458.78	40,263,197.68	9,232,604.34	14,020,793.52	10,992,341.04	5,963,658.78	40,209,397.68	0.00	0.00	0.00	53,800.00
Rents - Equipment	5029905004	675,000.00	(70,135.00)	604,865.00	675,000.00	(70,135.00)	0.00	0.00	604,865.00	107,600.00	165,070.00	110,400.00	221,795.00	604,865.00	53,800.00	218,870.00	110,400.00	167,995.00	551,065.00	0.00	0.00	0.00	53,800.00
Operating Lease	5029905006	31,099,000.00	8,559,332.68	39,658,332.68	31,099,000.00	8,559,332.68	0.00	0.00	39,658,332.68	9,519,431.68	13,461,296.18	10,881,941.04	5,795,663.78	39,658,332.68	9,178,804.34	13,801,923.52	10,881,941.04	5,795,663.78	39,658,332.68	0.00	0.00	0.00	0.00
Subscription Expenses	5029907000	6,860,000.00	823,585.41	7,683,585.41	6,860,000.00	823,585.41	0.00	0.00	7,683,585.41	0.00	0.00	946,215.01	5,742,370.40	6,688,585.41	0.00	0.00	177,915.01	6,508,180.40	6,686,095.41	0.00	995,000.00	2,490.00	0.00
ICT Software Subscription	5029907001	6,740,000.00	737,255.41	7,477,255.41	6,740,000.00	737,255.41	0.00	0.00	7,477,255.41	0.00	0.00	946,215.01	5,536,040.40	6,482,255.41	0.00	0.00	177,915.01	6,304,340.40	6,482,255.41	0.00	995,000.00	0.00	0.00
Other Subscription Expenses	5029907099	120,000.00	86,330.00	206,330.00	120,000.00	86,330.00	0.00	0.00	206,330.00	0.00	0.00	0.00	206,330.00	206,330.00	0.00	0.00	0.00	203,840.00	203,840.00	0.00	0.00	2,490.00	0.00
B. AUTOMATIC APPROPRIATIONS		11,166,000.00	0.00	11,166,000.00	11,166,000.00	0.00	0.00	0.00	11,166,000.00	1,680,807.05	3,339,527.98	1,697,957.79	3,687,854.73	10,406,147.55	1,680,807.05	2,496,311.74	2,541,174.03	2,741,632.23	9,459,925.05	0.00	759,852.45	946,222.50	0.00
Retirement and Life Insurance Premiums		11,166,000.00	0.00	11,166,000.00	11,166,000.00	0.00	0.00	0.00	11,166,000.00	1,680,807.05	3,339,527.98	1,697,957.79	3,687,854.73	10,406,147.55	1,680,807.05	2,496,311.74	2,541,174.03	2,741,632.23	9,459,925.05	0.00	759,852.45	946,222.50	0.00
C. SPECIAL PURPOSE FUNDS		0.00	9,056,888.00	9,056,888.00	0.00	9,056,888.00	0.00	0.00	9,056,888.00	0.00	5,177,852.52	0.00	3,879,032.88	9,056,885.40	0.00	5,177,852.52	0.00	3,879,032.88	9,056,885.40	0.00	2.60	0.00	0.00
Miscellaneous Personnel Benefits Fund		0.00	4,813,277.00	4,813,277.00	0.00	4,813,277.00	0.00	0.00	4,813,277.00	0.00	4,813,276.67	0.00	0.00	4,813,276.67	0.00	4,813,276.67	0.00	0.00	4,813,276.67	0.00	0.33	0.00	0.00
Other Compensation	5010200000	0.00	4,813,277.00	4,813,277.00	0.00	4,813,277.00	0.00	0.00	4,813,277.00	0.00	4,813,276.67	0.00	0.00	4,813,276.67	0.00	4,813,276.67	0.00	0.00	4,813,276.67	0.00	0.33	0.00	0.00
Other Bonuses and Allowances		0.00	4,813,277.00	4,813,277.00	0.00	4,813,277.00	0.00	0.00	4,813,277.00	0.00	4,813,276.67	0.00	0.00	4,813,276.67	0.00	4,813,276.67	0.00	0.00	4,813,276.67	0.00	0.33	0.00	0.00
Performance Based Bonus - Civilian	5010299014	0.00	4,813,277.00	4,813,277.00	0.00	4,813,277.00	0.00	0.00	4,813,277.00	0.00	4,813,276.67	0.00	0.00	4,813,276.67	0.00	4,813,276.67	0.00	0.00	4,813,276.67	0.00	0.33	0.00	0.00
Pension and Gratuity Fund		0.00	4,243,611.00	4,243,611.00	0.00	4,243,611.00	0.00	0.00	4,243,611.00	0.00	364,575.85	0.00	3,879,032.88	4,243,608.73	0.00	364,575.85	0.00	3,879,032.88	4,243,608.73	0.00	2.27	0.00	0.00
Other Personnel Benefits	5010400000	0.00	4,243,611.00	4,243,611.00	0.00	4,243,611.00	0.00	0.00	4,243,611.00	0.00	364,575.85	0.00	3,879,032.88	4,243,608.73	0.00	364,575.85	0.00	3,879,032.88	4,243,608.73	0.00	2.27	0.00	0.00
Terminal Leave Benefits		0.00	4,243,611.00	4,243,611.00	0.00	4,243,611.00	0.00	0.00	4,243,611.00	0.00	364,575.85	0.00	3,879,032.88	4,243,608.73	0.00	364,575.85	0.00	3,879,032.88	4,243,608.73	0.00	2.27	0.00	0.00
Terminal Leave Benefits - Civilian	5010403001	0.00	4,243,611.00	4,243,611.00	0.00	4,243,611.00	0.00	0.00	4,243,611.00	0.00	364,575.85	0.00	3,879,032.88	4,243,608.73	0.00	364,575.85	0.00	3,879,032.88	4,243,608.73	0.00	2.27	0.00	0.00
GRAND TOTAL		209,176,000.00	9,056,888.00	218,232,888.00	209,176,000.00	9,056,888.00	0.00	0.00	218,232,888.00	39,669,226.30	58,577,561.36	45,226,930.11	65,868,227.93	209,341,945.70	36,350,879.20	59,828,657.95	43,274,124.34	64,132,599.62	203,586,261.11	0.00	8,890,942.30	4,506,969.03	1,248,715.56

Prepared by:

 MARY ROAN S. SAN DIEGO
 Administrative Officer V (Budget Officer III)
 Date: January 30, 2024 04:20 PM

Certified Correct:

 JO ANN Y. MENDOZA
 OIC - Chief (Accountant IV), Finance Division
 Date: January 30, 2024 04:20 PM

Recommending Approval By:

 CATALINA R. CARAAN
 Director IV, Administrative Service
 Date: January 30, 2024 07:15 PM

Approved By:

 ELEAZAR E. RICOTE
 Deputy Executive Director
 Date: January 30, 2024 07:15 PM

SUMMARY OF APPROPRIATIONS, ALLOTMENTS, OBLIGATIONS, DISBURSEMENTS AND BALANCES BY OBJECT OF EXPENDITURES

As at the Quarter Ending December 31, 2023

Department : National Economic and Development Authority (NEDA)
 Agency/Entity : Public-Private Partnership Center of the Philippines
 Operating Unit : < not applicable >
 Organization Code (UACS) : 24 005 000000
 Fund Cluster : 01 - Regular Agency Fund

	Current Year Appropriations
	Supplemental Appropriations
X	Continuing Appropriations

(e.g. UACS Fund Cluster: 01-Regular Agency Fund, 02-Foreign Assisted Projects Fund, 03-Special Account-Locally Funded/Domestic Grants Fund, and 04-Special Account-Foreign Assisted/Foreign Grants Fund)

Particulars	UACS CODE	Appropriations			Allotments					Obligations					Disbursements					Balances			
		Authorized Appropriations	Adjustments (Transfer To/From, Modifications/Augmentations)	Adjusted Appropriations	Allotments Received	Adjustments (Reductions, Modifications/Augmentations)	Transfer To	Transfer From	Adjusted Allotments	1st Quarter Ending March 31	2nd Quarter Ending June 30	3rd Quarter Ending September 30	4th Quarter Ending December 31	Total	1st Quarter Ending March 31	2nd Quarter Ending June 30	3rd Quarter Ending September 30	4th Quarter Ending December 31	Total	Unreleased Appropriations	Unobligated Allotments	Unpaid Obligations (15-20)=(23+24)	
																						Due and Demandable	Not Yet Due and Demandable
1	2	3	4	5=(3+4)	6	7	8	9	10=[(6+(-7)-8)+9]	11	12	13	14	15=(11+12+13+14)	16	17	18	19	20=(16+17+18+19)	21=(5-10)	22=(10-15)	23	24
SUMMARY		22,070,623.20	0.00	22,070,623.20	22,070,623.20	0.00	0.00	0.00	22,070,623.20	6,285,370.85	2,514,383.74	5,258,811.28	7,982,112.35	22,040,678.22	3,446,531.37	5,347,991.22	5,209,974.88	5,218,180.20	19,222,677.67	0.00	29,944.98	2,580,720.55	237,280.00
I. AGENCY SPECIFIC BUDGET		22,070,623.20	0.00	22,070,623.20	22,070,623.20	0.00	0.00	0.00	22,070,623.20	6,285,370.85	2,514,383.74	5,258,811.28	7,982,112.35	22,040,678.22	3,446,531.37	5,347,991.22	5,209,974.88	5,218,180.20	19,222,677.67	0.00	29,944.98	2,580,720.55	237,280.00
Maintenance and Other Operating Expenses		18,986,628.70	(2,237,280.00)	16,749,348.70	18,986,628.70	(2,237,280.00)	0.00	0.00	16,749,348.70	3,446,531.37	2,274,823.12	5,258,811.28	5,765,667.35	16,745,833.12	3,446,531.37	2,269,591.12	5,209,974.88	5,218,180.20	16,144,277.57	0.00	3,515.58	601,555.55	0.00
Traveling Expenses		2,463,445.66	(712,746.47)	1,750,699.19	2,463,445.66	(712,746.47)	0.00	0.00	1,750,699.19	0.00	381,677.51	369,261.28	999,101.66	1,750,040.45	0.00	381,677.51	369,261.28	994,761.66	1,745,700.45	0.00	658.74	4,340.00	0.00
Traveling Expenses - Local	5020101000	2,217,140.21	(1,265,711.52)	951,428.69	2,217,140.21	(1,265,711.52)	0.00	0.00	951,428.69	0.00	381,677.51	343,221.28	225,871.16	950,769.95	0.00	381,677.51	343,221.28	221,531.16	946,429.95	0.00	658.74	4,340.00	0.00
Traveling Expenses - Foreign	5020102000	246,305.45	552,965.05	799,270.50	246,305.45	552,965.05	0.00	0.00	799,270.50	0.00	0.00	26,040.00	773,230.50	799,270.50	0.00	0.00	26,040.00	773,230.50	799,270.50	0.00	0.00	0.00	0.00
Training and Scholarship Expenses		5,055,590.90	(2,306,170.15)	2,749,420.75	5,055,590.90	(2,306,170.15)	0.00	0.00	2,749,420.75	0.00	585,147.40	458,481.85	1,705,791.50	2,749,420.75	0.00	581,967.40	425,211.35	1,281,242.00	2,288,420.75	0.00	0.00	461,000.00	0.00
Training Expenses	5020201000	5,055,590.90	(2,306,170.15)	2,749,420.75	5,055,590.90	(2,306,170.15)	0.00	0.00	2,749,420.75	0.00	585,147.40	458,481.85	1,705,791.50	2,749,420.75	0.00	581,967.40	425,211.35	1,281,242.00	2,288,420.75	0.00	0.00	461,000.00	0.00
ICT Training Expenses	5020201001	412,500.00	(411,000.00)	1,500.00	412,500.00	(411,000.00)	0.00	0.00	1,500.00	0.00	0.00	0.00	1,500.00	1,500.00	0.00	0.00	0.00	1,500.00	1,500.00	0.00	0.00	0.00	0.00
Training Expenses	5020201002	4,643,090.90	(1,895,170.15)	2,747,920.75	4,643,090.90	(1,895,170.15)	0.00	0.00	2,747,920.75	0.00	585,147.40	458,481.85	1,704,291.50	2,747,920.75	0.00	581,967.40	425,211.35	1,279,742.00	2,286,920.75	0.00	0.00	461,000.00	0.00
Supplies and Materials Expenses		1,403,818.72	167,016.37	1,570,835.09	1,403,818.72	167,016.37	0.00	0.00	1,570,835.09	733,250.00	192,880.76	506,518.83	138,185.50	1,570,835.09	733,250.00	192,880.76	506,518.83	14,696.50	1,447,346.09	0.00	0.00	123,489.00	0.00
Office Supplies Expenses	5020301000	1,403,818.72	(175,117.86)	1,228,700.86	1,403,818.72	(175,117.86)	0.00	0.00	1,228,700.86	733,250.00	192,880.76	187,873.60	114,696.50	1,228,700.86	733,250.00	192,880.76	187,873.60	14,696.50	1,128,700.86	0.00	0.00	100,000.00	0.00
ICT Office Supplies	5020301001	638,911.61	238,794.25	877,705.86	638,911.61	238,794.25	0.00	0.00	877,705.86	510,000.00	192,880.76	174,325.10	500.00	877,705.86	510,000.00	192,880.76	174,325.10	500.00	877,705.86	0.00	0.00	0.00	0.00
Office Supplies Expenses	5020301002	764,907.11	(413,912.11)	350,995.00	764,907.11	(413,912.11)	0.00	0.00	350,995.00	223,250.00	0.00	13,548.50	114,196.50	350,995.00	223,250.00	0.00	13,548.50	14,196.50	250,995.00	0.00	0.00	100,000.00	0.00
Fuel, Oil and Lubricants Expenses	5020309000	0.00	159,645.23	159,645.23	0.00	159,645.23	0.00	0.00	159,645.23	0.00	0.00	159,645.23	0.00	159,645.23	0.00	0.00	159,645.23	0.00	159,645.23	0.00	0.00	0.00	0.00
Semi-Expendable Machinery and Equipment	5020321000	0.00	23,489.00	23,489.00	0.00	23,489.00	0.00	0.00	23,489.00	0.00	0.00	0.00	23,489.00	0.00	0.00	0.00	0.00	0.00	0.00	0.00	0.00	23,489.00	0.00
Office Equipment	5020321002	0.00	23,489.00	23,489.00	0.00	23,489.00	0.00	0.00	23,489.00	0.00	0.00	0.00	23,489.00	0.00	0.00	0.00	0.00	0.00	0.00	0.00	0.00	23,489.00	0.00
Semi-Expendable Furniture, Fixtures and Books	5020322000	0.00	159,000.00	159,000.00	0.00	159,000.00	0.00	0.00	159,000.00	0.00	0.00	159,000.00	0.00	159,000.00	0.00	0.00	159,000.00	0.00	159,000.00	0.00	0.00	0.00	0.00
Furniture and Fixtures	5020322001	0.00	159,000.00	159,000.00	0.00	159,000.00	0.00	0.00	159,000.00	0.00	0.00	159,000.00	0.00	159,000.00	0.00	0.00	159,000.00	0.00	159,000.00	0.00	0.00	0.00	0.00
Utility Expenses		592,641.60	33,028.21	625,669.81	592,641.60	33,028.21	0.00	0.00	625,669.81	0.00	60,276.10	322,224.63	243,169.08	625,669.81	0.00	60,276.10	322,224.63	243,169.08	625,669.81	0.00	0.00	0.00	0.00
Water Expenses	5020401000	314,682.45	(256,459.56)	58,222.89	314,682.45	(256,459.56)	0.00	0.00	58,222.89	0.00	50,025.63	558.76	7,638.50	58,222.89	0.00	50,025.63	558.76	7,638.50	58,222.89	0.00	0.00	0.00	0.00
Electricity Expenses	5020402000	277,959.15	289,487.77	567,446.92	277,959.15	289,487.77	0.00	0.00	567,446.92	0.00	10,250.47	321,665.87	235,530.58	567,446.92	0.00	10,250.47	321,665.87	235,530.58	567,446.92	0.00	0.00	0.00	0.00
Communication Expenses		677,860.04	(630,664.39)	47,195.65	677,860.04	(630,664.39)	0.00	0.00	47,195.65	1,585.00	0.00	42,307.65	3,303.00	47,195.65	1,585.00	0.00	42,307.65	3,303.00	47,195.65	0.00	0.00	0.00	0.00
Postage and Courier Services	5020501000	34,216.00	(20,110.00)	14,106.00	34,216.00	(20,110.00)	0.00	0.00	14,106.00	1,585.00	0.00	9,218.00	3,303.00	14,106.00	1,585.00	0.00	9,218.00	3,303.00	14,106.00	0.00	0.00	0.00	0.00
Telephone Expenses	5020502000	636,978.67	(603,889.02)	33,089.65	636,978.67	(603,889.02)	0.00	0.00	33,089.65	0.00	0.00	33,089.65	0.00	33,089.65	0.00	0.00	33,089.65	0.00	33,089.65	0.00	0.00	0.00	0.00
Mobile	5020502001	600,155.10	(600,155.10)	0.00	600,155.10	(600,155.10)	0.00	0.00	0.00	0.00	0.00	0.00	0.00	0.00	0.00	0.00	0.00	0.00	0.00	0.00	0.00	0.00	0.00
Landline	5020502002	36,823.57	(3,733.92)	33,089.65	36,823.57	(3,733.92)	0.00	0.00	33,089.65	0.00	0.00	33,089.65	0.00	33,089.65	0.00	0.00	33,089.65	0.00	33,089.65	0.00	0.00	0.00	0.00
Internet Subscription Expenses	5020503000	6,665.37	(6,665.37)	0.00	6,665.37	(6,665.37)	0.00	0.00	0.00	0.00	0.00	0.00	0.00	0.00	0.00	0.00	0.00	0.00	0.00	0.00	0.00	0.00	0.00
Awards/Rewards and Prizes		0.00	186,000.00	186,000.00	0.00	186,000.00	0.00	0.00	186,000.00	0.00	0.00	186,000.00	0.00	186,000.00	0.00	0.00	186,000.00	0.00	186,000.00	0.00	0.00	0.00	0.00
Awards/Rewards Expenses	5020601000	0.00	186,000.00	186,000.00	0.00	186,000.00	0.00	0.00	186,000.00	0.00	0.00	186,000.00	0.00	186,000.00	0.00	0.00	186,000.00	0.00	186,000.00	0.00	0.00	0.00	0.00
Awards/Rewards Expenses	5020601001	0.00	186,000.00	186,000.00	0.00	186,000.00	0.00	0.00	186,000.00	0.00	0.00	186,000.00	0.00	186,000.00	0.00	0.00	186,000.00	0.00	186,000.00	0.00	0.00	0.00	0.00
Confidential, Intelligence and Extraordinary		323,646.18	(267,246.18)	56,400.00	323,646.18	(267,246.18)	0.00	0.00	56,400.00	0.00	0.00	22,200.00	34,200.00	56,400.00	0.00	0.00	22,200.00	34,200.00	56,400.00	0.00	0.00	0.00	0.00
Extraordinary and Miscellaneous Expenses	5021003000	323,646.18	(267,246.18)	56,400.00	323,646.18	(267,246.18)	0.00	0.00	56,400.00	0.00	0.00	22,200.00	34,200.00	56,400.00	0.00	0.00	22,200.00	34,200.00	56,400.00	0.00	0.00	0.00	0.00
Professional Services		1,135,620.92	(151,567.17)	984,053.75	1,135,620.92	(151,567.17)	0.00	0.00	984,053.75	33,406.64	354,515.57	452,097.48	143,727.01	983,746.70	33,406.64	354,515.57	452,097.48	131,000.46	971,020.15	0.00	307.05	12,726.55	0.00
Legal Services	5021101000	950.00	3,350.00	4,300.00	950.00	3,																	


SUMMARY OF APPROPRIATIONS, ALLOTMENTS, OBLIGATIONS, DISBURSEMENTS AND BALANCES BY OBJECT OF EXPENDITURES
As at the Quarter Ending December 31, 2023

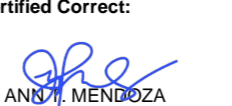
Department : National Economic and Development Authority (NEDA)
 Agency/Entity : Public-Private Partnership Center of the Philippines
 Operating Unit : < not applicable >
 Organization Code (UACS) : 24 005 000000
 Fund Cluster : 01 - Regular Agency Fund

	Current Year Appropriations
	Supplemental Appropriations
X	Continuing Appropriations

(e.g. UACS Fund Cluster: 01-Regular Agency Fund, 02-Foreign Assisted Projects Fund, 03-Special Account-Locally Funded/Domestic Grants Fund, and 04-Special Account-Foreign Assisted/Foreign Grants Fund)


Particulars	UACS CODE	Appropriations			Allotments						Obligations					Disbursements					Balances			
		Authorized Appropriations	Adjustments (Transfer To/From, Modifications/Augmentations)	Adjusted Appropriations	Allotments Received	Adjustments (Reductions, Modifications/Augmentations)	Transfer To	Transfer From	Adjusted Allotments	1st Quarter Ending March 31	2nd Quarter Ending June 30	3rd Quarter Ending September 30	4th Quarter Ending December 31	Total	1st Quarter Ending March 31	2nd Quarter Ending June 30	3rd Quarter Ending September 30	4th Quarter Ending December 31	Total	Unreleased Appropriations	Unobligated Allotments	Unpaid Obligations (15-20)=(23+24)		
																						Due and Demandable	Not Yet Due and Demandable	
1	2	3	4	5=(3+4)	6	7	8	9	10=[(6+(-7)-8)+9]	11	12	13	14	15=(11+12+13+14)	16	17	18	19	20=(16+17+18+19)	21=(5-10)	22=(10-15)	23	24	
Disaster Response and Rescue Equipment	5021305009	0.00	11,000.00	11,000.00	0.00	11,000.00	0.00	0.00	11,000.00	0.00	0.00	11,000.00	0.00	11,000.00	0.00	0.00	11,000.00	0.00	11,000.00	0.00	0.00	0.00	0.00	
Repairs and Maintenance - Transportation	5021306000	0.00	11,853.99	11,853.99	0.00	11,853.99	0.00	0.00	11,853.99	0.00	0.00	0.00	11,853.99	11,853.99	0.00	0.00	0.00	11,853.99	11,853.99	0.00	0.00	0.00	0.00	
Motor Vehicles	5021306001	0.00	11,853.99	11,853.99	0.00	11,853.99	0.00	0.00	11,853.99	0.00	0.00	0.00	11,853.99	11,853.99	0.00	0.00	0.00	11,853.99	11,853.99	0.00	0.00	0.00	0.00	
Repairs and Maintenance - Leased Assets	5021309000	0.00	19,808.64	19,808.64	0.00	19,808.64	0.00	0.00	19,808.64	0.00	0.00	19,808.64	0.00	19,808.64	0.00	0.00	19,808.64	0.00	19,808.64	0.00	0.00	0.00	0.00	
Buildings	5021309002	0.00	19,808.64	19,808.64	0.00	19,808.64	0.00	0.00	19,808.64	0.00	0.00	19,808.64	0.00	19,808.64	0.00	0.00	19,808.64	0.00	19,808.64	0.00	0.00	0.00	0.00	
Taxes, Insurance Premiums and Other Fees		335,170.04	112,016.56	447,186.60	335,170.04	112,016.56	0.00	0.00	447,186.60	0.00	447,186.60	0.00	0.00	447,186.60	0.00	447,186.60	0.00	0.00	447,186.60	0.00	0.00	0.00	0.00	
Taxes, Duties and Licenses	5021501000	156,800.00	(156,800.00)	0.00	156,800.00	(156,800.00)	0.00	0.00	0.00	0.00	0.00	0.00	0.00	0.00	0.00	0.00	0.00	0.00	0.00	0.00	0.00	0.00	0.00	
Taxes, Duties and Licenses	5021501001	156,800.00	(156,800.00)	0.00	156,800.00	(156,800.00)	0.00	0.00	0.00	0.00	0.00	0.00	0.00	0.00	0.00	0.00	0.00	0.00	0.00	0.00	0.00	0.00	0.00	
Fidelity Bond Premiums	5021502000	75,625.00	(75,625.00)	0.00	75,625.00	(75,625.00)	0.00	0.00	0.00	0.00	0.00	0.00	0.00	0.00	0.00	0.00	0.00	0.00	0.00	0.00	0.00	0.00	0.00	
Insurance Expenses	5021503000	102,745.04	344,441.56	447,186.60	102,745.04	344,441.56	0.00	0.00	447,186.60	0.00	447,186.60	0.00	0.00	447,186.60	0.00	447,186.60	0.00	0.00	447,186.60	0.00	0.00	0.00	0.00	
Other Maintenance and Operating Expenses		4,829,616.81	1,689,219.06	6,518,835.87	4,829,616.81	1,689,219.06	0.00	0.00	6,518,835.87	2,467,457.73	253,139.18	1,427,247.31	2,368,441.86	6,516,286.08	2,467,457.73	251,087.18	1,411,681.41	2,386,059.76	6,516,286.08	0.00	2,549.79	0.00	0.00	
Advertising Expenses	5029901000	108,524.00	116,623.00	225,147.00	108,524.00	116,623.00	0.00	0.00	225,147.00	0.00	0.00	11,451.00	213,696.00	225,147.00	0.00	0.00	11,451.00	213,696.00	225,147.00	0.00	0.00	0.00	0.00	
Printing and Publication Expenses	5029902000	99,275.00	(13,275.00)	86,000.00	99,275.00	(13,275.00)	0.00	0.00	86,000.00	0.00	0.00	0.00	86,000.00	86,000.00	0.00	0.00	0.00	86,000.00	86,000.00	0.00	0.00	0.00	0.00	
Representation Expenses	5029903000	942,364.90	213,867.24	1,156,232.14	942,364.90	213,867.24	0.00	0.00	1,156,232.14	0.00	121,027.75	739,789.05	292,865.55	1,153,682.35	0.00	118,975.75	724,223.15	310,483.45	1,153,682.35	0.00	2,549.79	0.00	0.00	
Transportation and Delivery Expenses	5029904000	0.00	401,068.21	401,068.21	0.00	401,068.21	0.00	0.00	401,068.21	39,788.51	132,111.43	155,254.27	73,914.00	401,068.21	39,788.51	132,111.43	155,254.27	73,914.00	401,068.21	0.00	0.00	0.00	0.00	
Rent/Lease Expenses	5029905000	655,630.70	689,135.61	1,344,766.31	655,630.70	689,135.61	0.00	0.00	1,344,766.31	0.00	0.00	53,800.00	1,290,966.31	1,344,766.31	0.00	0.00	53,800.00	1,290,966.31	1,344,766.31	0.00	0.00	0.00	0.00	
Rents - Equipment	5029905004	539,034.01	(485,234.01)	53,800.00	539,034.01	(485,234.01)	0.00	0.00	53,800.00	0.00	0.00	0.00	53,800.00	53,800.00	0.00	0.00	53,800.00	0.00	53,800.00	0.00	0.00	0.00	0.00	
Operating Lease	5029905006	116,596.69	1,174,369.62	1,290,966.31	116,596.69	1,174,369.62	0.00	0.00	1,290,966.31	0.00	0.00	0.00	1,290,966.31	1,290,966.31	0.00	0.00	0.00	1,290,966.31	1,290,966.31	0.00	0.00	0.00	0.00	
Subscription Expenses	5029907000	3,023,822.21	281,000.00	3,304,822.21	3,023,822.21	281,000.00	0.00	0.00	3,304,822.21	2,427,669.22	0.00	466,152.99	411,000.00	3,304,822.21	2,427,669.22	0.00	466,152.99	411,000.00	3,304,822.21	0.00	0.00	0.00	0.00	
ICT Software Subscription	5029907001	2,893,822.21	411,000.00	3,304,822.21	2,893,822.21	411,000.00	0.00	0.00	3,304,822.21	2,427,669.22	0.00	466,152.99	411,000.00	3,304,822.21	2,427,669.22	0.00	466,152.99	411,000.00	3,304,822.21	0.00	0.00	0.00	0.00	
Other Subscription Expenses	5029907099	130,000.00	(130,000.00)	0.00	130,000.00	(130,000.00)	0.00	0.00	0.00	0.00	0.00	0.00	0.00	0.00	0.00	0.00	0.00	0.00	0.00	0.00	0.00	0.00	0.00	
Bank Transaction Fee	5029922000	0.00	800.00	800.00	0.00	800.00	0.00	0.00	800.00	0.00	0.00	800.00	0.00	800.00	0.00	0.00	800.00	0.00	800.00	0.00	0.00	0.00	0.00	
Capital Outlays		3,083,994.50	2,237,280.00	5,321,274.50	3,083,994.50	2,237,280.00	0.00	0.00	5,321,274.50	2,838,839.48	239,560.62	0.00	2,216,445.00	5,294,845.10	0.00	3,078,400.10	0.00	0.00	3,078,400.10	0.00	26,429.40	1,979,165.00	237,280.00	
Property, Plant and Equipment Outlay		3,083,994.50	2,237,280.00	5,321,274.50	3,083,994.50	2,237,280.00	0.00	0.00	5,321,274.50	2,838,839.48	239,560.62	0.00	2,216,445.00	5,294,845.10	0.00	3,078,400.10	0.00	0.00	3,078,400.10	0.00	26,429.40	1,979,165.00	237,280.00	
Machinery and Equipment Outlay	5060405000	3,083,994.50	2,237,280.00	5,321,274.50	3,083,994.50	2,237,280.00	0.00	0.00	5,321,274.50	2,838,839.48	239,560.62	0.00	2,216,445.00	5,294,845.10	0.00	3,078,400.10	0.00	0.00	3,078,400.10	0.00	26,429.40	1,979,165.00	237,280.00	
Machinery	5060405001	2,995,994.50	(2,990,400.10)	5,594.40	2,995,994.50	(2,990,400.10)	0.00	0.00	5,594.40	0.00	0.00	0.00	0.00	0.00	0.00	0.00	0.00	0.00	0.00	0.00	5,594.40	0.00	0.00	
Office Equipment	5060405002	0.00	2,157,280.00	2,157,280.00	0.00	2,157,280.00	0.00	0.00	2,157,280.00	0.00	0.00	0.00	2,136,445.00	2,136,445.00	0.00	0.00	0.00	0.00	0.00	0.00	20,835.00	1,979,165.00	157,280.00	
Information and Communication Technology	5060405003	0.00	2,918,839.48	2,918,839.48	0.00	2,918,839.48	0.00	0.00	2,918,839.48	2,838,839.48	0.00	0.00	80,000.00	2,918,839.48	0.00	2,838,839.48	0.00	0.00	2,838,839.48	0.00	0.00	0.00	80,000.00	
Printing Equipment	5060405012	88,000.00	151,560.62	239,560.62	88,000.00	151,560.62	0.00	0.00	239,560.62	0.00	239,560.62	0.00	0.00	239,560.62	0.00	239,560.62	0.00	0.00	239,560.62	0.00	0.00	0.00	0.00	
GRAND TOTAL		22,070,623.20	0.00	22,070,623.20	22,070,623.20	0.00	0.00	0.00	22,070,623.20	6,285,370.85	2,514,383.74	5,258,811.28	7,982,112.35	22,040,678.22	3,446,531.37	5,347,991.22	5,209,974.88	5,218,180.20	19,222,677.67	0.00	29,944.98	2,580,720.55	237,280.00	

Prepared by:

 MARY ROAN S. SAN DIEGO
 Budget Officer III
 Date: January 30, 2024 04:20 PM

Certified Correct:

 JO ANN M. MENDOZA
 Accountant IV
 Date: January 30, 2024 04:20 PM

Recommending Approval By:

 CATALINA R. CARAAN
 Chief Administrative Officer
 Date: January 30, 2024 07:15 PM

Approved By:

 ELEAZAR E. RICOTE
 Deputy Executive Director
 Date: January 30, 2024 07:15 PM

List of Allotments and Sub-Allotments


As at the Quarter Ending December 31, 2023

Department : National Economic and Development Authority (NEDA)
 Agency/Entity : Public-Private Partnership Center of the Philippines
 Operating Unit : < not applicable >
 Organization Code (UACS) : 24 005 0000000
 Fund Cluster : 01 - Regular Agency Fund


X	Current Year Appropriations
	Supplemental Appropriations
	Continuing Appropriations

(e.g. UACS Fund Cluster: 01-Regular Agency Fund, 02-Foreign Assisted Projects Fund, 03-Special Account-Locally Funded/Domestic Grants Fund, and 04-Special Account-Foreign Assisted/Foreign Grants Fund)


No.	Allotments/Sub-Allotments Reference		Funding Source		Allotments/Sub-Allotments received from CO/ROs/OUs					Sub-Allotments to ROs/OUs					Total Allotments/Net of Sub-allotments				
	Number	Date	Description	UACS CODE	PS	MOOE	FinEx	CO	Sub-Total	PS	MOOE	FinEx	CO	Total	PS	MOOE	FinEx	CO	Total
1	2	3	4	5	6	7	8	9	10=(6+7+8+9)	11	12	13	14	15=(11+12+13+14)	16=(6+11)	17=(7+12)	18=(8+13)	19=(9+14)	20=(16+17+18+19)
A. Allotments received from DBM																			
1	GAA Items released through GAA as Allotment Order per Annex A of NBC No. 590	2023-01-03	Specific Budgets of National Government Agencies	101101	120,167,000.00	77,843,000.00	0.00	0.00	198,010,000.00	0.00	0.00	0.00	0.00	0.00	120,167,000.00	77,843,000.00	0.00	0.00	198,010,000.00
2	Items For Release through GARO per Annex C of NBC No. 590	2023-01-03	Retirement and Life Insurance Premiums	104102	11,166,000.00	0.00	0.00	0.00	11,166,000.00	0.00	0.00	0.00	0.00	0.00	11,166,000.00	0.00	0.00	0.00	11,166,000.00
3	SARO-BMB-A-23-0015439	2023-03-30	Miscellaneous Personnel Benefits Fund	101406	4,813,277.00	0.00	0.00	0.00	4,813,277.00	0.00	0.00	0.00	0.00	0.00	4,813,277.00	0.00	0.00	0.00	4,813,277.00
4	SARO-BMB-A-23-0016087	2023-04-19	Pension and Gratuity Fund	101407	364,576.00	0.00	0.00	0.00	364,576.00	0.00	0.00	0.00	0.00	0.00	364,576.00	0.00	0.00	0.00	364,576.00
5	SARO-BMB-A-23-0024263	2023-10-06	Pension and Gratuity Fund	101407	3,743,925.00	0.00	0.00	0.00	3,743,925.00	0.00	0.00	0.00	0.00	0.00	3,743,925.00	0.00	0.00	0.00	3,743,925.00
6	SARO-BMB-A-23-0024631	2023-10-16	Pension and Gratuity Fund	101407	67,555.00	0.00	0.00	0.00	67,555.00	0.00	0.00	0.00	0.00	0.00	67,555.00	0.00	0.00	0.00	67,555.00
7	SARO-BMB-A-23-0024773	2023-10-19	Pension and Gratuity Fund	101407	67,555.00	0.00	0.00	0.00	67,555.00	0.00	0.00	0.00	0.00	0.00	67,555.00	0.00	0.00	0.00	67,555.00
	Sub-Total				140,389,888.00	77,843,000.00	0.00	0.00	218,232,888.00	0.00	0.00	0.00	0.00	0.00	140,389,888.00	77,843,000.00	0.00	0.00	218,232,888.00
Total Allotments					140,389,888.00	77,843,000.00	0.00	0.00	218,232,888.00	0.00	0.00	0.00	0.00	0.00	140,389,888.00	77,843,000.00	0.00	0.00	218,232,888.00
Summary by Funding Source Code:																			
Specific Budgets of National Government Agencies				101101	120,167,000.00	77,843,000.00	0.00	0.00	198,010,000.00	0.00	0.00	0.00	0.00	0.00	120,167,000.00	77,843,000.00	0.00	0.00	198,010,000.00
Miscellaneous Personnel Benefits Fund				101406	4,813,277.00	0.00	0.00	0.00	4,813,277.00	0.00	0.00	0.00	0.00	0.00	4,813,277.00	0.00	0.00	0.00	4,813,277.00
Pension and Gratuity Fund				101407	4,243,611.00	0.00	0.00	0.00	4,243,611.00	0.00	0.00	0.00	0.00	0.00	4,243,611.00	0.00	0.00	0.00	4,243,611.00
Retirement and Life Insurance Premiums				104102	11,166,000.00	0.00	0.00	0.00	11,166,000.00	0.00	0.00	0.00	0.00	0.00	11,166,000.00	0.00	0.00	0.00	11,166,000.00

Prepared by:

 MARY ROAN S. SAN DIEGO

Administrative Officer V (Budget Officer III)
 Date: January 30, 2024 04:16 PM

Certified Correct:

 JO ANN T. MENDOZA

OIC - Chief (Accountant IV), Finance Division
 Date: January 30, 2024 04:16 PM

Recommending Approval By:

 CATALINA R. CARAAN

Director IV, Administrative Service
 Date: January 30, 2024 07:14 PM

Approved By:


 ELEAZAR E. RICOTE


Deputy Executive Director
 Date: January 30, 2024 07:14 PM

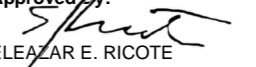
STATEMENT OF APPROVED BUDGET, UTILIZATIONS, DISBURSEMENTS AND BALANCES
(For Off-Budgetary Funds)
As at the Quarter Ending December 31, 2023

Department : National Economic and Development Authority (NEDA)
 Agency/Entity : Public-Private Partnership Center of the Philippines
 Operating Unit : < not applicable >
 Organization Code (UACS) : 24 005 0000000
 Fund Cluster : 06 - Business Related Funds
 (e.g. UACS Fund Cluster: 05-Internally Generated Funds and 06-Business Related Funds)

Particulars	UACS CODE	Approved Budget			Utilizations					Disbursements					Balances		
		Approved Budgeted Revenue	Adjustments (Reductions, Modifications/ Augmentations)	Adjusted Budgeted Revenue	1st Quarter Ending March 31	2nd Quarter Ending June 30	3rd Quarter Ending September 30	4th Quarter Ending December 31	Total	1st Quarter Ending March 31	2nd Quarter Ending June 30	3rd Quarter Ending September 30	4th Quarter Ending December 31	Total	Unutilized Budget	Unpaid Obligations (10-15)=(17+18)	
																Due and Demandable	Not Yet Due and Demandable
1	2	3	4	5=[(3+(-)4)]	6	7	8	9	10=(6+7+8+9)	11	12	13	14	15=(11+12+13+14)	16=(5-10)	17	18
Operations	3000000000000000	168,760,000.00	0.00	168,760,000.00	4,178,582.72	1,799,968.99	0.00	76,707,579.64	82,686,131.35	4,178,582.72	1,799,968.99	0.00	76,707,579.64	82,686,131.35	86,073,868.65	0.00	0.00
OO : Greater private sector participation thru Public-Private Partnership to accelerate provision of safe, efficient, reliable and sustainable infrastructure and development projects	3100000000000000	168,760,000.00	0.00	168,760,000.00	4,178,582.72	1,799,968.99	0.00	76,707,579.64	82,686,131.35	4,178,582.72	1,799,968.99	0.00	76,707,579.64	82,686,131.35	86,073,868.65	0.00	0.00
PUBLIC-PRIVATE PARTNERSHIP MANAGEMENT PROGRAM	3101000000000000	168,760,000.00	0.00	168,760,000.00	4,178,582.72	1,799,968.99	0.00	76,707,579.64	82,686,131.35	4,178,582.72	1,799,968.99	0.00	76,707,579.64	82,686,131.35	86,073,868.65	0.00	0.00
Management and Administration of the Project Development and Monitoring Facility (PDMF) Funds	310100100002000	168,760,000.00	0.00	168,760,000.00	4,178,582.72	1,799,968.99	0.00	76,707,579.64	82,686,131.35	4,178,582.72	1,799,968.99	0.00	76,707,579.64	82,686,131.35	86,073,868.65	0.00	0.00
MOOE		168,760,000.00	0.00	168,760,000.00	4,178,582.72	1,799,968.99	0.00	76,707,579.64	82,686,131.35	4,178,582.72	1,799,968.99	0.00	76,707,579.64	82,686,131.35	86,073,868.65	0.00	0.00
Sub-Total, Operations		168,760,000.00	0.00	168,760,000.00	4,178,582.72	1,799,968.99	0.00	76,707,579.64	82,686,131.35	4,178,582.72	1,799,968.99	0.00	76,707,579.64	82,686,131.35	86,073,868.65	0.00	0.00
PS		0.00	0.00	0.00	0.00	0.00	0.00	0.00	0.00	0.00	0.00	0.00	0.00	0.00	0.00	0.00	0.00
MOOE		168,760,000.00	0.00	168,760,000.00	4,178,582.72	1,799,968.99	0.00	76,707,579.64	82,686,131.35	4,178,582.72	1,799,968.99	0.00	76,707,579.64	82,686,131.35	86,073,868.65	0.00	0.00
FinEx (if Applicable)		0.00	0.00	0.00	0.00	0.00	0.00	0.00	0.00	0.00	0.00	0.00	0.00	0.00	0.00	0.00	0.00
CO		0.00	0.00	0.00	0.00	0.00	0.00	0.00	0.00	0.00	0.00	0.00	0.00	0.00	0.00	0.00	0.00
GRAND TOTAL		168,760,000.00	0.00	168,760,000.00	4,178,582.72	1,799,968.99	0.00	76,707,579.64	82,686,131.35	4,178,582.72	1,799,968.99	0.00	76,707,579.64	82,686,131.35	86,073,868.65	0.00	0.00
PS		0.00	0.00	0.00	0.00	0.00	0.00	0.00	0.00	0.00	0.00	0.00	0.00	0.00	0.00	0.00	0.00
MOOE		168,760,000.00	0.00	168,760,000.00	4,178,582.72	1,799,968.99	0.00	76,707,579.64	82,686,131.35	4,178,582.72	1,799,968.99	0.00	76,707,579.64	82,686,131.35	86,073,868.65	0.00	0.00
FinEx (if Applicable)		0.00	0.00	0.00	0.00	0.00	0.00	0.00	0.00	0.00	0.00	0.00	0.00	0.00	0.00	0.00	0.00
CO		0.00	0.00	0.00	0.00	0.00	0.00	0.00	0.00	0.00	0.00	0.00	0.00	0.00	0.00	0.00	0.00

Prepared by:

 JO ANN T. MENDOZA
 OIC - Chief (Accountant IV), Finance Division
 Date: January 30, 2024 11:18 AM

Recommending Approval By:

 CATALINA R. CARAAN
 Director IV, Administrative Service
 Date: January 30, 2024 01:44 PM


Approved By:

 ELEAZAR E. RICOTE
 Deputy Executive Director
 Date: January 30, 2024 01:44 PM

SUMMARY OF APPROVED BUDGET, UTILIZATIONS, DISBURSEMENTS AND BALANCES BY OBJECT OF EXPENDITURES
(For Off-Budgetary Funds)
As at the Quarter Ending December 31, 2023


Department : National Economic and Development Authority (NEDA)
 Agency/Entity : Public-Private Partnership Center of the Philippines
 Operating Unit : < not applicable >
 Organization Code (UACS) : 24 005 0000000
 Fund Cluster : 06 - Business Related Funds
 (e.g. UACS Fund Cluster: 05-Internally Generated Funds and 06-Business Related Funds)

Particulars	UACS CODE	Approved Budget			Utilizations					Disbursements					Balances		
		Approved Budgeted Revenue	Adjustments (Reductions, Modifications/ Augmentations)	Adjusted Budgeted Revenue	1st Quarter Ending March 31	2nd Quarter Ending June 30	3rd Quarter Ending September 30	4th Quarter Ending December 31	Total	1st Quarter Ending March 31	2nd Quarter Ending June 30	3rd Quarter Ending September 30	4th Quarter Ending December 31	Total	Unutilized Budget	Unpaid Obligations (10-15)=(17+18)	
																Due and Demandable	Not Yet Due and Demandable
1	2	3	4	5=[(3+(-)4)]	6	7	8	9	10=(6+7+8+9)	11	12	13	14	15=(11+12+13+14)	16=(5-10)	17	18
SUMMARY																	
A. AGENCY SPECIFIC BUDGET																	
Maintenance and Other Operating Expenses		168,760,000.00	0.00	168,760,000.00	4,178,582.72	1,799,968.99	0.00	76,707,579.64	82,686,131.35	4,178,582.72	1,799,968.99	0.00	0.00	5,978,551.71	86,073,868.65	0.00	76,707,579.64
Professional Services	5021100000	168,760,000.00	0.00	168,760,000.00	4,178,582.72	1,799,968.99	0.00	76,707,579.64	82,686,131.35	4,178,582.72	1,799,968.99	0.00	0.00	5,978,551.71	86,073,868.65	0.00	76,707,579.64
Consultancy Services	5021103000	168,760,000.00	0.00	168,760,000.00	4,178,582.72	1,799,968.99	0.00	76,707,579.64	82,686,131.35	4,178,582.72	1,799,968.99	0.00	0.00	5,978,551.71	86,073,868.65	0.00	76,707,579.64
Consultancy Services	5021103002	168,760,000.00	0.00	168,760,000.00	4,178,582.72	1,799,968.99	0.00	76,707,579.64	82,686,131.35	4,178,582.72	1,799,968.99	0.00	0.00	5,978,551.71	86,073,868.65	0.00	76,707,579.64
GRAND TOTAL		168,760,000.00	0.00	168,760,000.00	4,178,582.72	1,799,968.99	0.00	76,707,579.64	82,686,131.35	4,178,582.72	1,799,968.99	0.00	0.00	5,978,551.71	86,073,868.65	0.00	76,707,579.64

Prepared by:


 JO ANN T. MENDOZA
 OIC - Chief (Accountant IV), Administrative Service
 Date: January 30, 2024 11:19 AM

Recommending Approval By:


 CATALINA R. CARAAN
 Director IV, Administrative Service
 Date: January 30, 2024 01:45 PM

Approved By:


 ELEAZAR E. RICOTE
 Deputy Executive Director
 Date: January 30, 2024 01:46 PM

AGING OF UNPAID OBLIGATIONS
As at December 31, 2023

Department : National Economic and Development Authority (NEDA)
 Agency/Entity : Public-Private Partnership Center of the Philippines
 Operating Unit : < not applicable >
 Organization Code (UACS) : 24 005 0000000
 Fund Cluster : 01 - Regular Agency Fund

Name of Creditors	Obligation Request and Status			AGING OF UNPAID OBLIGATIONS							Remarks
	Number	Date	Amount	Amount	90 days & below	91 to 180 days	181 to 270 days	271 to 365/366 days	More than 1 year but less than 2 years	More than 2 years	
				5=(6+7+8+9+10+11)	6	7	8	9	10	11	
A. Due and Demandable Obligations(Accounts Payable)*			7,087,689.58	7,087,689.58	7,087,689.58	0.00	0.00	0.00	0.00	0.00	0.00
A.1 Current Year's Appropriations			4,506,969.03	4,506,969.03	4,506,969.03	0.00	0.00	0.00	0.00	0.00	0.00
Personnel Services			2,085,634.72	2,085,634.72	2,085,634.72	0.00	0.00	0.00	0.00	0.00	0.00
AGAPE SEM B. COMENDADOR	1824	2023-12-28	20,000.00	20,000.00	20,000.00	0.00	0.00	0.00	0.00	0.00	0.00
ANGELO JAMES G. CAMPOLLO	1814	2023-12-28	38,238.02	38,238.02	38,238.02	0.00	0.00	0.00	0.00	0.00	0.00
AURORA P. BATOCTOY	1760	2023-12-20	46,484.75	46,484.75	46,484.75	0.00	0.00	0.00	0.00	0.00	0.00
AURORA P. BATOCTOY	1881	2023-12-29	5,738.06	5,738.06	5,738.06	0.00	0.00	0.00	0.00	0.00	0.00
CYRIS ANN A. NG-SANTIAGO	1853	2023-12-29	32,682.32	32,682.32	32,682.32	0.00	0.00	0.00	0.00	0.00	0.00
GOVERNMENT SERVICE INSURANCE SYSTEM	1865	2023-12-29	124,977.72	124,977.72	124,977.72	0.00	0.00	0.00	0.00	0.00	0.00
GOVERNMENT SERVICE INSURANCE SYSTEM	1866	2023-12-29	115,273.20	115,273.20	115,273.20	0.00	0.00	0.00	0.00	0.00	0.00
GOVERNMENT SERVICE INSURANCE SYSTEM	1867	2023-12-29	189,074.63	189,074.63	189,074.63	0.00	0.00	0.00	0.00	0.00	0.00
GOVERNMENT SERVICE INSURANCE SYSTEM	1868	2023-12-29	126,755.64	126,755.64	126,755.64	0.00	0.00	0.00	0.00	0.00	0.00
GOVERNMENT SERVICE INSURANCE SYSTEM	1869	2023-12-29	153,631.08	153,631.08	153,631.08	0.00	0.00	0.00	0.00	0.00	0.00
GOVERNMENT SERVICE INSURANCE SYSTEM	1870	2023-12-29	146,458.39	146,458.39	146,458.39	0.00	0.00	0.00	0.00	0.00	0.00
GOVERNMENT SERVICE INSURANCE SYSTEM	1871	2023-12-29	90,051.84	90,051.84	90,051.84	0.00	0.00	0.00	0.00	0.00	0.00
GOVERNMENT SERVICE INSURANCE SYSTEM	1872	2023-12-29	1,300.00	1,300.00	1,300.00	0.00	0.00	0.00	0.00	0.00	0.00
GOVERNMENT SERVICE INSURANCE SYSTEM	1873	2023-12-29	1,800.00	1,800.00	1,800.00	0.00	0.00	0.00	0.00	0.00	0.00
GOVERNMENT SERVICE INSURANCE SYSTEM	1874	2023-12-29	2,900.00	2,900.00	2,900.00	0.00	0.00	0.00	0.00	0.00	0.00
GOVERNMENT SERVICE INSURANCE SYSTEM	1875	2023-12-29	1,600.00	1,600.00	1,600.00	0.00	0.00	0.00	0.00	0.00	0.00
GOVERNMENT SERVICE INSURANCE SYSTEM	1876	2023-12-29	2,400.00	2,400.00	2,400.00	0.00	0.00	0.00	0.00	0.00	0.00
GOVERNMENT SERVICE INSURANCE SYSTEM	1877	2023-12-29	2,100.00	2,100.00	2,100.00	0.00	0.00	0.00	0.00	0.00	0.00
GOVERNMENT SERVICE INSURANCE SYSTEM	1878	2023-12-29	1,100.00	1,100.00	1,100.00	0.00	0.00	0.00	0.00	0.00	0.00
HOME DEVELOPMENT MUTUAL FUND	1854	2023-12-29	1,300.00	1,300.00	1,300.00	0.00	0.00	0.00	0.00	0.00	0.00
HOME DEVELOPMENT MUTUAL FUND	1855	2023-12-29	1,900.00	1,900.00	1,900.00	0.00	0.00	0.00	0.00	0.00	0.00
HOME DEVELOPMENT MUTUAL FUND	1856	2023-12-29	2,700.00	2,700.00	2,700.00	0.00	0.00	0.00	0.00	0.00	0.00
HOME DEVELOPMENT MUTUAL FUND	1857	2023-12-29	1,600.00	1,600.00	1,600.00	0.00	0.00	0.00	0.00	0.00	0.00
HOME DEVELOPMENT MUTUAL FUND	1858	2023-12-29	2,600.00	2,600.00	2,600.00	0.00	0.00	0.00	0.00	0.00	0.00
HOME DEVELOPMENT MUTUAL FUND	1859	2023-12-29	2,000.00	2,000.00	2,000.00	0.00	0.00	0.00	0.00	0.00	0.00
HOME DEVELOPMENT MUTUAL FUND	1860	2023-12-29	1,200.00	1,200.00	1,200.00	0.00	0.00	0.00	0.00	0.00	0.00
JOHN EMMANUEL R. PRONTO	1852	2023-12-29	137,252.76	137,252.76	137,252.76	0.00	0.00	0.00	0.00	0.00	0.00
KARL AILEEN C. HILARIO	1851	2023-12-29	57,928.50	57,928.50	57,928.50	0.00	0.00	0.00	0.00	0.00	0.00
LAVILLA B. DAUAG	1886	2023-12-29	26,170.06	26,170.06	26,170.06	0.00	0.00	0.00	0.00	0.00	0.00
LORRAINE KAMYILLE T. CASIBANG	1890	2023-12-29	210,000.00	210,000.00	210,000.00	0.00	0.00	0.00	0.00	0.00	0.00
MARIA CRISTINA C. CLEOFAS	1836	2023-12-29	482.75	482.75	482.75	0.00	0.00	0.00	0.00	0.00	0.00
MARIKRIS FLORENZ G. SEVILLA	1889	2023-12-29	140,000.00	140,000.00	140,000.00	0.00	0.00	0.00	0.00	0.00	0.00
MARY ANN P. EVANGELISTA	1886	2023-12-29	26,170.06	26,170.06	26,170.06	0.00	0.00	0.00	0.00	0.00	0.00
PHILIPPINE HEALTH INSURANCE CORPORATION	1844	2023-12-29	15,483.10	15,483.10	15,483.10	0.00	0.00	0.00	0.00	0.00	0.00
PHILIPPINE HEALTH INSURANCE CORPORATION	1845	2023-12-29	18,686.98	18,686.98	18,686.98	0.00	0.00	0.00	0.00	0.00	0.00
PHILIPPINE HEALTH INSURANCE CORPORATION	1846	2023-12-29	25,906.86	25,906.86	25,906.86	0.00	0.00	0.00	0.00	0.00	0.00
PHILIPPINE HEALTH INSURANCE CORPORATION	1847	2023-12-26	18,157.06	18,157.06	18,157.06	0.00	0.00	0.00	0.00	0.00	0.00
PHILIPPINE HEALTH INSURANCE CORPORATION	1848	2023-12-29	25,910.16	25,910.16	25,910.16	0.00	0.00	0.00	0.00	0.00	0.00
PHILIPPINE HEALTH INSURANCE CORPORATION	1849	2023-12-29	21,336.38	21,336.38	21,336.38	0.00	0.00	0.00	0.00	0.00	0.00
PHILIPPINE HEALTH INSURANCE CORPORATION	1850	2023-12-29	13,437.76	13,437.76	13,437.76	0.00	0.00	0.00	0.00	0.00	0.00
RAPHAEL M. BADILLO	1833	2023-12-28	137,252.76	137,252.76	137,252.76	0.00	0.00	0.00	0.00	0.00	0.00
RYAN JAMES A. CADAY	1815	2023-12-28	95,593.88	95,593.88	95,593.88	0.00	0.00	0.00	0.00	0.00	0.00

AGING OF UNPAID OBLIGATIONS
As at December 31, 2023

Department : National Economic and Development Authority (NEDA)
 Agency/Entity : Public-Private Partnership Center of the Philippines
 Operating Unit : < not applicable >
 Organization Code (UACS) : 24 005 0000000
 Fund Cluster : 01 - Regular Agency Fund

Name of Creditors	Obligation Request and Status			AGING OF UNPAID OBLIGATIONS							Remarks
	Number	Date	Amount	Amount	90 days & below	91 to 180 days	181 to 270 days	271 to 365/366 days	More than 1 year but less than 2 years	More than 2 years	
				5=(6+7+8+9+10+11)	6	7	8	9	10	11	
1	2	3	4								12
Maintenance and Other Operating Expenses			2,421,334.31	2,421,334.31	2,421,334.31	0.00	0.00	0.00	0.00	0.00	
AARON GABRIELLE M. TANYAG	1788	2023-12-21	4,550.00	4,550.00	4,550.00	0.00	0.00	0.00	0.00	0.00	
AARON GABRIELLE M. TANYAG	1810	2023-12-28	12,286.54	12,286.54	12,286.54	0.00	0.00	0.00	0.00	0.00	
AERIEL E. DELOS ANGELES	1883	2023-12-29	1,880.00	1,880.00	1,880.00	0.00	0.00	0.00	0.00	0.00	
ALEXIS SECURITY AGENCY PROVIDER PHILS. CO., INC.	1842	2023-12-29	106,011.27	106,011.27	106,011.27	0.00	0.00	0.00	0.00	0.00	
ANCHOR HUMAN RESOURCES DEVELOPMENT CORPORATION	1726	2023-12-14	242,587.86	242,587.86	242,587.86	0.00	0.00	0.00	0.00	0.00	
ANGELIQUE DEANNE M. DELA CRUZ	1773	2023-12-21	5,760.00	5,760.00	5,760.00	0.00	0.00	0.00	0.00	0.00	
BARBIE ANN L. BAGOS	1776	2023-12-21	19,769.50	19,769.50	19,769.50	0.00	0.00	0.00	0.00	0.00	
BARBIE ANN L. BAGOS	1884	2023-12-29	7,355.00	7,355.00	7,355.00	0.00	0.00	0.00	0.00	0.00	
CATALINA R. CARAAN	1794	2023-12-22	4,409.09	4,409.09	4,409.09	0.00	0.00	0.00	0.00	0.00	
CHERRY MAY R. MANACHO	1811	2023-12-28	480.00	480.00	480.00	0.00	0.00	0.00	0.00	0.00	
CHERRY MAY R. MANACHO	1813	2023-12-28	480.00	480.00	480.00	0.00	0.00	0.00	0.00	0.00	
CONVERGE ICT SOLUTIONS, INC.	300	2023-03-22	78,288.00	78,288.00	78,288.00	0.00	0.00	0.00	0.00	0.00	
EASTERN TELECOMMUNICATIONS PHILIPPINES, INC.	737	2023-06-05	41,440.00	41,440.00	41,440.00	0.00	0.00	0.00	0.00	0.00	
EGM SYSTEMS GLOBAL TECHNOLOGIES INC.	1253	2023-09-13	40,000.00	40,000.00	40,000.00	0.00	0.00	0.00	0.00	0.00	
ETON PROPERTIES PHILIPPINES, INC.	1827	2023-12-28	394,201.42	394,201.42	394,201.42	0.00	0.00	0.00	0.00	0.00	
ETON PROPERTIES PHILIPPINES, INC.	1828	2023-12-28	24,589.95	24,589.95	24,589.95	0.00	0.00	0.00	0.00	0.00	
ETON PROPERTIES PHILIPPINES, INC.	1893	2023-12-29	20,441.65	20,441.65	20,441.65	0.00	0.00	0.00	0.00	0.00	
FEROISA FRANCISCA T. CONCORDIA	1772	2023-12-21	18,453.10	18,453.10	18,453.10	0.00	0.00	0.00	0.00	0.00	
GEE MAURENE G. MANGUERA	1804	2023-12-28	40,818.48	40,818.48	40,818.48	0.00	0.00	0.00	0.00	0.00	
GIANNA C. CAPACIA	1774	2023-12-21	1,100.00	1,100.00	1,100.00	0.00	0.00	0.00	0.00	0.00	
IMELDA P. HIGANTO	1837	2023-12-29	600.00	600.00	600.00	0.00	0.00	0.00	0.00	0.00	
IMELDA P. HIGANTO	1838	2023-12-29	60,531.75	60,531.75	60,531.75	0.00	0.00	0.00	0.00	0.00	
IMELDA P. HIGANTO	1839	2023-12-29	2,998.00	2,998.00	2,998.00	0.00	0.00	0.00	0.00	0.00	
IMELDA P. HIGANTO	1840	2023-12-29	500.00	500.00	500.00	0.00	0.00	0.00	0.00	0.00	
IMELDA P. HIGANTO	1841	2023-12-29	200.00	200.00	200.00	0.00	0.00	0.00	0.00	0.00	
JAY LOUIE B. PANIS	1782	2023-12-21	1,675.00	1,675.00	1,675.00	0.00	0.00	0.00	0.00	0.00	
JEFFREY I. MANALO	1784	2023-12-21	12,500.00	12,500.00	12,500.00	0.00	0.00	0.00	0.00	0.00	
JERICHO I. GALANG	1864	2023-12-29	25,820.00	25,820.00	25,820.00	0.00	0.00	0.00	0.00	0.00	
JOANNE B. BABON	1777	2023-12-21	1,389.50	1,389.50	1,389.50	0.00	0.00	0.00	0.00	0.00	
JOHN DOMINIC Z. ZAFE	1764	2023-12-20	28,659.09	28,659.09	28,659.09	0.00	0.00	0.00	0.00	0.00	
JOHN DOMINIC Z. ZAFE	1805	2023-12-22	750.00	750.00	750.00	0.00	0.00	0.00	0.00	0.00	
JOHN DOMINIC Z. ZAFE	1808	2023-12-28	42,147.00	42,147.00	42,147.00	0.00	0.00	0.00	0.00	0.00	
JOHN DOMINIC Z. ZAFE	1880	2023-12-29	9,700.00	9,700.00	9,700.00	0.00	0.00	0.00	0.00	0.00	
JOVY D. GALVAN	1789	2023-12-22	3,000.00	3,000.00	3,000.00	0.00	0.00	0.00	0.00	0.00	
KAREN G. TILLADA	1766	2023-12-20	2,429.00	2,429.00	2,429.00	0.00	0.00	0.00	0.00	0.00	
KAREN G. TILLADA	1822	2023-12-28	1,100.00	1,100.00	1,100.00	0.00	0.00	0.00	0.00	0.00	
KRISTINA ALODIA A. ARMENGOL	1765	2023-12-20	1,548.00	1,548.00	1,548.00	0.00	0.00	0.00	0.00	0.00	
KRISTINA ALODIA A. ARMENGOL	1781	2023-12-21	1,320.00	1,320.00	1,320.00	0.00	0.00	0.00	0.00	0.00	
KRISTINA ALODIA A. ARMENGOL	1803	2023-12-28	1,100.00	1,100.00	1,100.00	0.00	0.00	0.00	0.00	0.00	
KRISTINA ALODIA A. ARMENGOL	1817	2023-12-28	2,381.25	2,381.25	2,381.25	0.00	0.00	0.00	0.00	0.00	
KRISTINA AZELA B. DIZA	1790	2023-12-22	3,000.00	3,000.00	3,000.00	0.00	0.00	0.00	0.00	0.00	
LESTER A. AÑONUEVO	1800	2023-12-22	19,400.00	19,400.00	19,400.00	0.00	0.00	0.00	0.00	0.00	
LOIDA L. RAMOS	1793	2023-12-22	750.00	750.00	750.00	0.00	0.00	0.00	0.00	0.00	
MA. CYNTHIA C. HERNANDEZ	1882	2023-12-29	16,500.00	16,500.00	16,500.00	0.00	0.00	0.00	0.00	0.00	
MA. CZARINA R. PELAGIO	1792	2023-12-22	750.00	750.00	750.00	0.00	0.00	0.00	0.00	0.00	
MARC LAURENZ B. BALMEO	1823	2023-12-28	1,500.00	1,500.00	1,500.00	0.00	0.00	0.00	0.00	0.00	
MARIA CRISTINA C. CLEOFAS	1791	2023-12-22	750.00	750.00	750.00	0.00	0.00	0.00	0.00	0.00	
MARIA MONICA N. FAJARDO	1775	2023-12-21	1,100.00	1,100.00	1,100.00	0.00	0.00	0.00	0.00	0.00	

AGING OF UNPAID OBLIGATIONS
As at December 31, 2023


Department : National Economic and Development Authority (NEDA)
 Agency/Entity : Public-Private Partnership Center of the Philippines
 Operating Unit : < not applicable >
 Organization Code (UACS) : 24 005 0000000
 Fund Cluster : 01 - Regular Agency Fund


Name of Creditors	Obligation Request and Status			AGING OF UNPAID OBLIGATIONS							Remarks
	Number	Date	Amount	Amount	90 days & below	91 to 180 days	181 to 270 days	271 to 365/366 days	More than 1 year but less than 2 years	More than 2 years	
				5=(6+7+8+9+10+11)	6	7	8	9	10	11	
1	2	3	4								12
MARIAN IZABEL B. DON	1821	2023-12-28	1,100.00	1,100.00	1,100.00	0.00	0.00	0.00	0.00	0.00	
MARIANNE E. MARTINITO	1885	2023-12-29	3,450.00	3,450.00	3,450.00	0.00	0.00	0.00	0.00	0.00	
MARY JOYS M. VICTORIA	1807	2023-12-28	2,490.00	2,490.00	2,490.00	0.00	0.00	0.00	0.00	0.00	
MELIZA M. CERCADO	1779	2023-12-21	12,858.06	12,858.06	12,858.06	0.00	0.00	0.00	0.00	0.00	
MELIZA M. CERCADO	1812	2023-12-28	13,986.00	13,986.00	13,986.00	0.00	0.00	0.00	0.00	0.00	
MIA IRISH M. ZOTOMAYOR	1819	2023-12-28	2,378.00	2,378.00	2,378.00	0.00	0.00	0.00	0.00	0.00	
MIA IRISH M. ZOTOMAYOR	1820	2023-12-28	1,500.00	1,500.00	1,500.00	0.00	0.00	0.00	0.00	0.00	
MICHELLE P.M. SABITSANA	1761	2023-12-20	3,379.00	3,379.00	3,379.00	0.00	0.00	0.00	0.00	0.00	
MILDRED A. CASTILLO	1787	2023-12-21	3,527.27	3,527.27	3,527.27	0.00	0.00	0.00	0.00	0.00	
MILLIE JANE C. RIGO	1767	2023-12-20	2,964.50	2,964.50	2,964.50	0.00	0.00	0.00	0.00	0.00	
NATHANIEL C. CACHERO	1809	2023-12-28	2,700.00	2,700.00	2,700.00	0.00	0.00	0.00	0.00	0.00	
ORGANIC INTELLIGENCE CONSULTING INC.	1834	2023-12-28	148,960.00	148,960.00	148,960.00	0.00	0.00	0.00	0.00	0.00	
PETAWEALTH GASOLINE STATION	1862	2023-12-29	70,109.77	70,109.77	70,109.77	0.00	0.00	0.00	0.00	0.00	
PHEBEAN BELLE A. RAMOS-LACUNA	1829	2023-12-28	9,259.09	9,259.09	9,259.09	0.00	0.00	0.00	0.00	0.00	
PHEBEAN BELLE A. RAMOS-LACUNA	1830	2023-12-28	9,700.00	9,700.00	9,700.00	0.00	0.00	0.00	0.00	0.00	
PLDT, INC.	1831	2023-12-28	32,969.79	32,969.79	32,969.79	0.00	0.00	0.00	0.00	0.00	
POWER HOUSE PEST CONTROL SERVICES	1783	2023-12-21	3,616.09	3,616.09	3,616.09	0.00	0.00	0.00	0.00	0.00	
REONEL M. ULEP	1806	2023-12-22	2,764.00	2,764.00	2,764.00	0.00	0.00	0.00	0.00	0.00	
RONALD M. MANGILIN	1818	2023-12-28	1,895.00	1,895.00	1,895.00	0.00	0.00	0.00	0.00	0.00	
ROSECO MARKETING VENTURES	1727	2023-12-14	649,819.00	649,819.00	649,819.00	0.00	0.00	0.00	0.00	0.00	
RYAN GABRIEL M. VITALES	1816	2023-12-28	19,930.29	19,930.29	19,930.29	0.00	0.00	0.00	0.00	0.00	
SHAHANI A. REYTA	1795	2023-12-22	6,300.00	6,300.00	6,300.00	0.00	0.00	0.00	0.00	0.00	
SHAHANI A. REYTA	1796	2023-12-22	7,092.00	7,092.00	7,092.00	0.00	0.00	0.00	0.00	0.00	
SHAHANI A. REYTA	1801	2023-12-22	3,850.00	3,850.00	3,850.00	0.00	0.00	0.00	0.00	0.00	
SYSTEMS VARIABLE TECHNICOM, INC.	516	2023-04-28	29,316.00	29,316.00	29,316.00	0.00	0.00	0.00	0.00	0.00	
TASHANA DOMINIQUE M. VILLARANTE	1832	2023-12-28	8,920.00	8,920.00	8,920.00	0.00	0.00	0.00	0.00	0.00	
TOUCHCORE SOLUTIONS, INC.	517	2023-04-28	57,500.00	57,500.00	57,500.00	0.00	0.00	0.00	0.00	0.00	
Sub-total			4,506,969.03	4,506,969.03	4,506,969.03	0.00	0.00	0.00	0.00	0.00	
A.2 Prior Years' Appropriations			2,580,720.55	2,580,720.55	2,580,720.55	0.00	0.00	0.00	0.00	0.00	
Maintenance and Other Operating Expenses			601,555.55	601,555.55	601,555.55	0.00	0.00	0.00	0.00	0.00	
AL L. SORIANO	1797	2023-12-22	1,500.00	1,500.00	1,500.00	0.00	0.00	0.00	0.00	0.00	
BALINSASAYAW CONSUMER GOODS TRADING	1825	2023-12-28	70,000.00	70,000.00	70,000.00	0.00	0.00	0.00	0.00	0.00	
CAREER CLINIC & ENTERPRISE SOLUTIONS, INC.	1584	2023-11-20	187,500.00	187,500.00	187,500.00	0.00	0.00	0.00	0.00	0.00	
CAREER CLINIC & ENTERPRISE SOLUTIONS, INC.	1585	2023-11-20	187,500.00	187,500.00	187,500.00	0.00	0.00	0.00	0.00	0.00	
EPARTNERS SOLUTIONS, INC.	1887	2023-12-29	23,489.00	23,489.00	23,489.00	0.00	0.00	0.00	0.00	0.00	
GOLD LINE TOURS INC.	1785	2023-12-21	86,000.00	86,000.00	86,000.00	0.00	0.00	0.00	0.00	0.00	
LESTER A. AÑONUEVO	1799	2023-12-22	1,340.00	1,340.00	1,340.00	0.00	0.00	0.00	0.00	0.00	
LYKAXEL M. DUMADAG	1861	2023-12-29	12,726.55	12,726.55	12,726.55	0.00	0.00	0.00	0.00	0.00	
R4L ENTERPRISES	1826	2023-12-28	30,000.00	30,000.00	30,000.00	0.00	0.00	0.00	0.00	0.00	
ROCHELLE MARIE S. SARSOSA	1798	2023-12-22	1,500.00	1,500.00	1,500.00	0.00	0.00	0.00	0.00	0.00	
Capital Outlays			1,979,165.00	1,979,165.00	1,979,165.00	0.00	0.00	0.00	0.00	0.00	
AVID SALES CORPORATION	1724	2023-12-14	1,979,165.00	1,979,165.00	1,979,165.00	0.00	0.00	0.00	0.00	0.00	
Sub-total			2,580,720.55	2,580,720.55	2,580,720.55	0.00	0.00	0.00	0.00	0.00	
Total			7,087,689.58	7,087,689.58	7,087,689.58	0.00	0.00	0.00	0.00	0.00	

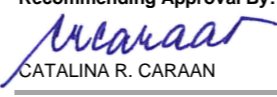
AGING OF UNPAID OBLIGATIONS
As at December 31, 2023


Department : National Economic and Development Authority (NEDA)
 Agency/Entity : Public-Private Partnership Center of the Philippines
 Operating Unit : < not applicable >
 Organization Code (UACS) : 24 005 0000000
 Fund Cluster : 01 - Regular Agency Fund

Name of Creditors	Obligation Request and Status			AGING OF UNPAID OBLIGATIONS							Remarks	
	Number	Date	Amount	Amount	90 days & below	91 to 180 days	181 to 270 days	271 to 365/366 days	More than 1 year but less than 2 years	More than 2 years		
				5=(6+7+8+9+10+11)	6	7	8	9	10	11		
1	2	3	4								12	
B. Not Yet Due and Demandable Obligations*			1,485,995.56	1,485,995.56	0.00	1,485,995.56	0.00	0.00	0.00	0.00	0.00	
B.1 Current Year's Appropriations			1,248,715.56	1,248,715.56	0.00	1,248,715.56	0.00	0.00	0.00	0.00	0.00	
Maintenance and Other Operating Expenses			1,248,715.56	1,248,715.56	0.00	1,248,715.56	0.00	0.00	0.00	0.00	0.00	
ANCHOR HUMAN RESOURCES DEVELOPMENT CORPORATION	1895	2023-12-29	205,565.10	205,565.10	0.00	205,565.10	0.00	0.00	0.00	0.00	0.00	
DESIGN EXCELLENCE	1894	2023-12-29	393,250.00	393,250.00	0.00	393,250.00	0.00	0.00	0.00	0.00	0.00	
MARCUS PHOENIX MEDIA PRODUCTION CORP.	1778	2023-12-29	450,000.00	450,000.00	0.00	450,000.00	0.00	0.00	0.00	0.00	0.00	
NEWARK SPRING WATER CORP.	1892	2023-12-29	1,800.00	1,800.00	0.00	1,800.00	0.00	0.00	0.00	0.00	0.00	
OTUS COPY SYSTEMS, INC.	1879	2023-12-29	53,800.00	53,800.00	0.00	53,800.00	0.00	0.00	0.00	0.00	0.00	
PETAWEALTH GASOLINE STATION	1891	2023-12-29	34,179.73	34,179.73	0.00	34,179.73	0.00	0.00	0.00	0.00	0.00	
POWER HOUSE PEST CONTROL SERVICES	1863	2023-12-29	3,272.73	3,272.73	0.00	3,272.73	0.00	0.00	0.00	0.00	0.00	
THE MANILA TIMES PUBLISHING CORP.	1888	2023-12-29	106,848.00	106,848.00	0.00	106,848.00	0.00	0.00	0.00	0.00	0.00	
Sub-total			1,248,715.56	1,248,715.56	0.00	1,248,715.56	0.00	0.00	0.00	0.00	0.00	
B.2 Prior Years' Appropriations			237,280.00	237,280.00	0.00	237,280.00	0.00	0.00	0.00	0.00	0.00	
Capital Outlays			237,280.00	237,280.00	0.00	237,280.00	0.00	0.00	0.00	0.00	0.00	
E.D.S. INNOVENTIONS, INC.	1843	2023-12-29	80,000.00	80,000.00	0.00	80,000.00	0.00	0.00	0.00	0.00	0.00	
ESCO PTE. LTD.	1835	2023-12-29	157,280.00	157,280.00	0.00	157,280.00	0.00	0.00	0.00	0.00	0.00	
Sub-total			237,280.00	237,280.00	0.00	237,280.00	0.00	0.00	0.00	0.00	0.00	
Total			1,485,995.56	1,485,995.56	0.00	1,485,995.56	0.00	0.00	0.00	0.00	0.00	
GRAND TOTAL			8,573,685.14	8,573,685.14	7,087,689.58	1,485,995.56	0.00	0.00	0.00	0.00	0.00	
Total Current Year Appropriations			5,755,684.59	5,755,684.59	4,506,969.03	1,248,715.56	0.00	0.00	0.00	0.00	0.00	
Total Prior Years' Appropriations			2,818,000.55	2,818,000.55	2,580,720.55	237,280.00	0.00	0.00	0.00	0.00	0.00	

Prepared By: 
 MARY ROAN S. SAN DIEGO
 Administrative Officer V (Budget Officer III)
 Date: January 30, 2024

Certified Correct: 
 JO ANN P. MENDOZA
 OIC - Chief (Accountant IV) - Finance Division
 Date: January 30, 2024 04:16 PM

Recommending Approval By: 
 CATALINA R. CARAAN
 Director IV, Administrative Service
 Date: January 30, 2024 07:14 PM

Approved By: 
 ELEAZAR E. RICOTE
 Deputy Executive Director
 Date: January 30, 2024 07:14

MONTHLY REPORT OF DISBURSEMENTS
For the month of October 2023


Department : National Economic and Development Authority (NEDA)
 Agency/Entity : Public-Private Partnership Center of the Philippines
 Operating Unit : < not applicable >
 Organization Code (UACS) : 24 005 0000000
 Fund Cluster : 01 - Regular Agency Fund

Particulars	Current Year Budget					Prior Year's Budget											SUB-TOTAL	Trust Liabilities				Grand Total					Remarks		
	PS	MOOE	FinEx	CO	TOTAL	Prior Year's Accounts Payable					Current Year's Accounts Payable					TOTAL		PS	MOOE	CO	TOTAL	PS	MOOE	FinEx	CO	TOTAL			
						PS	MOOE	FinEx	CO	Sub-Total	PS	MOOE	FinEx	CO	Sub-Total														
1	2	3	4	5	6=(2+3+4+5)	7	8	9	10	11=(7+8+9+10)	12	13	14	15	16=(12+13+14+15)	17=(11+16)	18=(6+17)	19	20	21	22=(19+20+21)	23	24	25	26	27=(23+24+25+26)	28		
CASH DISBURSEMENTS	11,196,469.59	4,825,531.84	0.00	0.00	16,022,001.43	0.00	0.00	0.00	0.00	0.00	0.00	3,142,260.24	0.00	0.00	3,142,260.24	3,142,260.24	19,164,261.67	0.00	0.00	0.00	0.00	11,196,469.59	7,967,792.08	0.00	0.00	19,164,261.67			
Notice of Cash Allocation (NCA)	11,196,469.59	4,825,531.84	0.00	0.00	16,022,001.43	0.00	0.00	0.00	0.00	0.00	0.00	3,142,260.24	0.00	0.00	3,142,260.24	3,142,260.24	19,164,261.67	0.00	0.00	0.00	0.00	11,196,469.59	7,967,792.08	0.00	0.00	19,164,261.67			
MDS Checks Issued	128,647.90	2,718,154.84	0.00	0.00	2,846,802.74	0.00	0.00	0.00	0.00	0.00	0.00	17,570.36	0.00	0.00	17,570.36	17,570.36	2,864,373.10	0.00	0.00	0.00	0.00	128,647.90	2,735,725.20	0.00	0.00	2,864,373.10			
Advice to Debit Account	11,067,821.69	2,107,377.00	0.00	0.00	13,175,198.69	0.00	0.00	0.00	0.00	0.00	0.00	3,124,689.88	0.00	0.00	3,124,689.88	3,124,689.88	16,299,888.57	0.00	0.00	0.00	0.00	11,067,821.69	5,232,066.88	0.00	0.00	16,299,888.57			
Notice of Transfer Allocations (NTA)	0.00	0.00	0.00	0.00	0.00	0.00	0.00	0.00	0.00	0.00	0.00	0.00	0.00	0.00	0.00	0.00	0.00	0.00	0.00	0.00	0.00	0.00	0.00	0.00	0.00	0.00	0.00		
MDS Checks Issued	0.00	0.00	0.00	0.00	0.00	0.00	0.00	0.00	0.00	0.00	0.00	0.00	0.00	0.00	0.00	0.00	0.00	0.00	0.00	0.00	0.00	0.00	0.00	0.00	0.00	0.00	0.00	0.00	
Advice to Debit Account	0.00	0.00	0.00	0.00	0.00	0.00	0.00	0.00	0.00	0.00	0.00	0.00	0.00	0.00	0.00	0.00	0.00	0.00	0.00	0.00	0.00	0.00	0.00	0.00	0.00	0.00	0.00	0.00	
Working Fund for FAPs	0.00	0.00	0.00	0.00	0.00	0.00	0.00	0.00	0.00	0.00	0.00	0.00	0.00	0.00	0.00	0.00	0.00	0.00	0.00	0.00	0.00	0.00	0.00	0.00	0.00	0.00	0.00	0.00	
Cash Disbursement Ceiling (CDC)	0.00	0.00	0.00	0.00	0.00	0.00	0.00	0.00	0.00	0.00	0.00	0.00	0.00	0.00	0.00	0.00	0.00	0.00	0.00	0.00	0.00	0.00	0.00	0.00	0.00	0.00	0.00	0.00	
TOTAL CASH DISBURSEMENTS	11,196,469.59	4,825,531.84	0.00	0.00	16,022,001.43	0.00	0.00	0.00	0.00	0.00	0.00	3,142,260.24	0.00	0.00	3,142,260.24	3,142,260.24	19,164,261.67	0.00	0.00	0.00	0.00	11,196,469.59	7,967,792.08	0.00	0.00	19,164,261.67			
NON-CASH DISBURSEMENTS	890,429.83	365,805.71	0.00	0.00	1,256,235.54	0.00	0.00	0.00	0.00	0.00	0.00	147,864.89	0.00	0.00	147,864.89	147,864.89	1,404,100.43	0.00	0.00	0.00	0.00	890,429.83	513,670.60	0.00	0.00	1,404,100.43			
Tax Remittance Advices Issued (TRA)	890,429.83	365,805.71	0.00	0.00	1,256,235.54	0.00	0.00	0.00	0.00	0.00	0.00	147,864.89	0.00	0.00	147,864.89	147,864.89	1,404,100.43	0.00	0.00	0.00	0.00	890,429.83	513,670.60	0.00	0.00	1,404,100.43			
Non-Cash Availment Authority (NCAA)	0.00	0.00	0.00	0.00	0.00	0.00	0.00	0.00	0.00	0.00	0.00	0.00	0.00	0.00	0.00	0.00	0.00	0.00	0.00	0.00	0.00	0.00	0.00	0.00	0.00	0.00	0.00		
Disbursements effected through outright deductions from claims (please specify...)	0.00	0.00	0.00	0.00	0.00	0.00	0.00	0.00	0.00	0.00	0.00	0.00	0.00	0.00	0.00	0.00	0.00	0.00	0.00	0.00	0.00	0.00	0.00	0.00	0.00	0.00	0.00		
Overpayment of expenses(e.g. personnel benefits)	0.00	0.00	0.00	0.00	0.00	0.00	0.00	0.00	0.00	0.00	0.00	0.00	0.00	0.00	0.00	0.00	0.00	0.00	0.00	0.00	0.00	0.00	0.00	0.00	0.00	0.00	0.00		
Restitution for loss of government property	0.00	0.00	0.00	0.00	0.00	0.00	0.00	0.00	0.00	0.00	0.00	0.00	0.00	0.00	0.00	0.00	0.00	0.00	0.00	0.00	0.00	0.00	0.00	0.00	0.00	0.00	0.00		
Liquidated damages and similar claims	0.00	0.00	0.00	0.00	0.00	0.00	0.00	0.00	0.00	0.00	0.00	0.00	0.00	0.00	0.00	0.00	0.00	0.00	0.00	0.00	0.00	0.00	0.00	0.00	0.00	0.00	0.00		
Others(TEF, BTR-Documentary Stamp Tax, etc.)	0.00	0.00	0.00	0.00	0.00	0.00	0.00	0.00	0.00	0.00	0.00	0.00	0.00	0.00	0.00	0.00	0.00	0.00	0.00	0.00	0.00	0.00	0.00	0.00	0.00	0.00	0.00		
TOTAL NON-CASH DISBURSEMENTS	890,429.83	365,805.71	0.00	0.00	1,256,235.54	0.00	0.00	0.00	0.00	0.00	0.00	147,864.89	0.00	0.00	147,864.89	147,864.89	1,404,100.43	0.00	0.00	0.00	0.00	890,429.83	513,670.60	0.00	0.00	1,404,100.43			
GRAND TOTAL	12,086,899.42	5,191,337.55	0.00	0.00	17,278,236.97	0.00	0.00	0.00	0.00	0.00	0.00	3,290,125.13	0.00	0.00	3,290,125.13	3,290,125.13	20,568,362.10	0.00	0.00	0.00	0.00	12,086,899.42	8,481,462.68	0.00	0.00	20,568,362.10			

SUMMARY

Particulars	Previous Report	This Month	As at Date
(1)	(2)	(3)	(4)
Total Disbursement Authorities Received	160,878,146.82	24,901,341.43	185,779,488.25
NCA	147,814,376.00	23,497,241.00	171,311,617.00
NTA	0.00	0.00	0.00
Working Fund	0.00	0.00	0.00
TRA	13,063,770.82	1,404,100.43	14,467,871.25
CDC	0.00	0.00	0.00
NCAA	0.00	0.00	0.00
Less: Notice of Transfer of Allocations (NTA)* issued	0.00	0.00	0.00
Total Disbursement Authorities Available	160,878,146.82	24,901,341.43	185,779,488.25
Less:	0.00	0.00	0.00
Lapsed NCA	2,018.66	255.03	2,273.69
Disbursements	160,875,873.13	20,568,362.10	181,444,235.23
Less: Other Non-Cash Disbursements	0.00	0.00	0.00
Disbursements effected through outright deductions from claims	0.00	0.00	0.00
Overpayment of expenses(e.g. personnel benefits)	0.00	0.00	0.00
Restitution for loss of government property	0.00	0.00	0.00
Liquidated damages and similar claims	0.00	0.00	0.00
Others (e.g. TEF, BTR, Docs Stamp, etc.)	0.00	0.00	0.00
Add/Less: Adjustments (e.g. cancelled/staled checks)	0.00	0.00	0.00
Balance of Disbursement Authorities as at date	255.03	4,332,724.30	4,332,979.33
Total Disbursements Program	164,346,000.00	20,007,000.00	184,353,000.00
Less: *Actual Disbursements	158,435,010.74	20,568,362.10	179,003,372.84
(Over)/Under spending	5,910,989.26	(561,362.10)	5,349,627.16

Notes: * The use of NTA is discouraged
 Notes: ** Amounts should tally with the grand total disbursement (column 27).

Prepared by:

 JO ANN MENDOZA
 OIC - Chief (Accountant IV), Finance Division
 Date:

Recommending Approval:

 CATALINA R. CARAAN
 Director IV, Administrative Service
 Date:

Approved By:

 ELEAZAR E. RICOTE
 Deputy Executive Director
 Date:

MONTHLY REPORT OF DISBURSEMENTS
For the month of November 2023


Department : National Economic and Development Authority (NEDA)
 Agency/Entity : Public-Private Partnership Center of the Philippines
 Operating Unit : < not applicable >
 Organization Code (UACS) : 24 005 0000000
 Fund Cluster : 01 - Regular Agency Fund


Particulars	Current Year Budget					Prior Year's Budget											SUB-TOTAL	Trust Liabilities				Grand Total					Remarks	
	PS	MOOE	FinEx	CO	TOTAL	Prior Year's Accounts Payable					Current Year's Accounts Payable					TOTAL		PS	MOOE	CO	TOTAL	PS	MOOE	FinEx	CO	TOTAL		
						PS	MOOE	FinEx	CO	Sub-Total	PS	MOOE	FinEx	CO	Sub-Total													
1	2	3	4	5	6=(2+3+4+5)	7	8	9	10	11=(7+8+9+10)	12	13	14	15	16=(12+13+14+15)	17=(11+16)	18=(6+17)	19	20	21	22=(19+20+21)	23	24	25	26	27=(23+24+25+26)	28	
CASH DISBURSEMENTS	16,482,413.48	8,959,157.20	0.00	0.00	25,441,570.68	0.00	0.00	0.00	0.00	0.00	0.00	441,572.05	0.00	0.00	441,572.05	441,572.05	25,883,142.73	0.00	0.00	0.00	0.00	16,482,413.48	9,400,729.25	0.00	0.00	25,883,142.73		
Notice of Cash Allocation (NCA)	16,482,413.48	8,959,157.20	0.00	0.00	25,441,570.68	0.00	0.00	0.00	0.00	0.00	0.00	441,572.05	0.00	0.00	441,572.05	441,572.05	25,883,142.73	0.00	0.00	0.00	0.00	16,482,413.48	9,400,729.25	0.00	0.00	25,883,142.73		
MDS Checks Issued	142,866.77	2,809,845.43	0.00	0.00	2,952,712.20	0.00	0.00	0.00	0.00	0.00	0.00	0.00	0.00	0.00	0.00	0.00	2,952,712.20	0.00	0.00	0.00	0.00	142,866.77	2,809,845.43	0.00	0.00	2,952,712.20		
Advice to Debit Account	16,339,546.71	6,149,311.77	0.00	0.00	22,488,858.48	0.00	0.00	0.00	0.00	0.00	0.00	441,572.05	0.00	0.00	441,572.05	441,572.05	22,930,430.53	0.00	0.00	0.00	0.00	16,339,546.71	6,590,883.82	0.00	0.00	22,930,430.53		
Notice of Transfer Allocations (NTA)	0.00	0.00	0.00	0.00	0.00	0.00	0.00	0.00	0.00	0.00	0.00	0.00	0.00	0.00	0.00	0.00	0.00	0.00	0.00	0.00	0.00	0.00	0.00	0.00	0.00	0.00	0.00	
MDS Checks Issued	0.00	0.00	0.00	0.00	0.00	0.00	0.00	0.00	0.00	0.00	0.00	0.00	0.00	0.00	0.00	0.00	0.00	0.00	0.00	0.00	0.00	0.00	0.00	0.00	0.00	0.00	0.00	0.00
Advice to Debit Account	0.00	0.00	0.00	0.00	0.00	0.00	0.00	0.00	0.00	0.00	0.00	0.00	0.00	0.00	0.00	0.00	0.00	0.00	0.00	0.00	0.00	0.00	0.00	0.00	0.00	0.00	0.00	0.00
Working Fund for FAPs	0.00	0.00	0.00	0.00	0.00	0.00	0.00	0.00	0.00	0.00	0.00	0.00	0.00	0.00	0.00	0.00	0.00	0.00	0.00	0.00	0.00	0.00	0.00	0.00	0.00	0.00	0.00	0.00
Cash Disbursement Ceiling (CDC)	0.00	0.00	0.00	0.00	0.00	0.00	0.00	0.00	0.00	0.00	0.00	0.00	0.00	0.00	0.00	0.00	0.00	0.00	0.00	0.00	0.00	0.00	0.00	0.00	0.00	0.00	0.00	0.00
TOTAL CASH DISBURSEMENTS	16,482,413.48	8,959,157.20	0.00	0.00	25,441,570.68	0.00	0.00	0.00	0.00	0.00	0.00	441,572.05	0.00	0.00	441,572.05	441,572.05	25,883,142.73	0.00	0.00	0.00	0.00	16,482,413.48	9,400,729.25	0.00	0.00	25,883,142.73		
NON-CASH DISBURSEMENTS	977,537.38	464,867.43	0.00	0.00	1,442,404.81	0.00	0.00	0.00	0.00	0.00	0.00	22,456.05	0.00	0.00	22,456.05	22,456.05	1,464,860.86	0.00	0.00	0.00	0.00	977,537.38	487,323.48	0.00	0.00	1,464,860.86		
Tax Remittance Advices Issued (TRA)	977,537.38	464,867.43	0.00	0.00	1,442,404.81	0.00	0.00	0.00	0.00	0.00	0.00	22,456.05	0.00	0.00	22,456.05	22,456.05	1,464,860.86	0.00	0.00	0.00	0.00	977,537.38	487,323.48	0.00	0.00	1,464,860.86		
Non-Cash Availment Authority (NCAA)	0.00	0.00	0.00	0.00	0.00	0.00	0.00	0.00	0.00	0.00	0.00	0.00	0.00	0.00	0.00	0.00	0.00	0.00	0.00	0.00	0.00	0.00	0.00	0.00	0.00	0.00	0.00	
Disbursements effected through outright deductions from claims (please specify...)	0.00	0.00	0.00	0.00	0.00	0.00	0.00	0.00	0.00	0.00	0.00	0.00	0.00	0.00	0.00	0.00	0.00	0.00	0.00	0.00	0.00	0.00	0.00	0.00	0.00	0.00	0.00	0.00
Overpayment of expenses(e.g. personnel benefits)	0.00	0.00	0.00	0.00	0.00	0.00	0.00	0.00	0.00	0.00	0.00	0.00	0.00	0.00	0.00	0.00	0.00	0.00	0.00	0.00	0.00	0.00	0.00	0.00	0.00	0.00	0.00	0.00
Restitution for loss of government property	0.00	0.00	0.00	0.00	0.00	0.00	0.00	0.00	0.00	0.00	0.00	0.00	0.00	0.00	0.00	0.00	0.00	0.00	0.00	0.00	0.00	0.00	0.00	0.00	0.00	0.00	0.00	0.00
Liquidated damages and similar claims	0.00	0.00	0.00	0.00	0.00	0.00	0.00	0.00	0.00	0.00	0.00	0.00	0.00	0.00	0.00	0.00	0.00	0.00	0.00	0.00	0.00	0.00	0.00	0.00	0.00	0.00	0.00	0.00
Others(TEF, BTr-Documentary Stamp Tax, etc.)	0.00	0.00	0.00	0.00	0.00	0.00	0.00	0.00	0.00	0.00	0.00	0.00	0.00	0.00	0.00	0.00	0.00	0.00	0.00	0.00	0.00	0.00	0.00	0.00	0.00	0.00	0.00	0.00
TOTAL NON-CASH DISBURSEMENTS	977,537.38	464,867.43	0.00	0.00	1,442,404.81	0.00	0.00	0.00	0.00	0.00	0.00	22,456.05	0.00	0.00	22,456.05	22,456.05	1,464,860.86	0.00	0.00	0.00	0.00	977,537.38	487,323.48	0.00	0.00	1,464,860.86		
GRAND TOTAL	17,459,950.86	9,424,024.63	0.00	0.00	26,883,975.49	0.00	0.00	0.00	0.00	0.00	0.00	464,028.10	0.00	0.00	464,028.10	464,028.10	27,348,003.59	0.00	0.00	0.00	0.00	17,459,950.86	9,888,052.73	0.00	0.00	27,348,003.59		

SUMMARY

Particulars	Previous Report	This Month	As at Date
(1)	(2)	(3)	(4)
Total Disbursement Authorities Received	185,779,488.25	26,413,860.86	212,193,349.11
NCA	171,311,617.00	24,949,000.00	196,260,617.00
NTA	0.00	0.00	0.00
Working Fund	0.00	0.00	0.00
TRA	14,467,871.25	1,464,860.86	15,932,732.11
CDC	0.00	0.00	0.00
NCAA	0.00	0.00	0.00
Less: Notice of Transfer of Allocations (NTA)* issued	0.00	0.00	0.00
Total Disbursement Authorities Available	185,779,488.25	26,413,860.86	212,193,349.11
Less:	0.00	0.00	0.00
Lapsed NCA	2,273.69	0.00	2,273.69
Disbursements	181,444,235.23	27,348,003.59	208,792,238.82
Less: Other Non-Cash Disbursements	0.00	0.00	0.00
Disbursements effected through outright deductions from claims	0.00	0.00	0.00
Overpayment of expenses(e.g. personnel benefits)	0.00	0.00	0.00
Restitution for loss of government property	0.00	0.00	0.00
Liquidated damages and similar claims	0.00	0.00	0.00
Others (e.g. TEF, BTr, Docs Stamp, etc.)	0.00	0.00	0.00
Add/Less: Adjustments (e.g. cancelled/staled checks)	0.00	0.00	0.00
Balance of Disbursement Authorities as at date	4,332,979.33	(934,142.73)	3,398,836.60
Total Disbursements Program	184,353,000.00	28,330,000.00	212,683,000.00
Less: *Actual Disbursements	179,003,372.84	27,348,003.59	206,351,376.43
(Over)/Under spending	5,349,627.16	981,996.41	6,331,623.57

Notes: * The use of NTA is discouraged
 Notes: ** Amounts should tally with the grand total disbursement (column 27).

Prepared by:

 JO ANN MENDOZA
 OIC - Chief (Accountant IV), Finance Division
 Date:

Recommending Approval:

 CATALINA R. CARAAN
 Director IV, Administrative Service
 Date:

Approved By:

 ELEAZAR E. RICOTE
 Deputy Executive Director
 Date:

MONTHLY REPORT OF DISBURSEMENTS
For the month of December 2023


Department : National Economic and Development Authority (NEDA)
 Agency/Entity : Public-Private Partnership Center of the Philippines
 Operating Unit : < not applicable >
 Organization Code (UACS) : 24 005 0000000
 Fund Cluster : 01 - Regular Agency Fund

Particulars	Current Year Budget					Prior Year's Budget											SUB-TOTAL	Trust Liabilities				Grand Total					Remarks		
	PS	MOOE	FinEx	CO	TOTAL	Prior Year's Accounts Payable					Current Year's Accounts Payable					TOTAL		PS	MOOE	CO	TOTAL	PS	MOOE	FinEx	CO	TOTAL			
						PS	MOOE	FinEx	CO	Sub-Total	PS	MOOE	FinEx	CO	Sub-Total														
1	2	3	4	5	6=(2+3+4+5)	7	8	9	10	11=(7+8+9+10)	12	13	14	15	16=(12+13+14+15)	17=(11+16)	18=(6+17)	19	20	21	22=(19+20+21)	23	24	25	26	27=(23+24+25+26)	28		
CASH DISBURSEMENTS	13,854,244.91	6,720,128.56	0.00	0.00	20,574,373.47	0.00	0.00	0.00	0.00	0.00	0.00	22,460.14	0.00	0.00	22,460.14	22,460.14	20,596,833.61	0.00	0.00	0.00	0.00	13,854,244.91	6,742,588.70	0.00	0.00	20,596,833.61			
Notice of Cash Allocation (NCA)	13,854,244.91	6,720,128.56	0.00	0.00	20,574,373.47	0.00	0.00	0.00	0.00	0.00	0.00	22,460.14	0.00	0.00	22,460.14	22,460.14	20,596,833.61	0.00	0.00	0.00	0.00	13,854,244.91	6,742,588.70	0.00	0.00	20,596,833.61			
MDS Checks Issued	148,156.79	2,845,584.28	0.00	0.00	2,993,741.07	0.00	0.00	0.00	0.00	0.00	0.00	0.00	0.00	0.00	0.00	0.00	2,993,741.07	0.00	0.00	0.00	0.00	148,156.79	2,845,584.28	0.00	0.00	2,993,741.07			
Advice to Debit Account	13,706,088.12	3,874,544.28	0.00	0.00	17,580,632.40	0.00	0.00	0.00	0.00	0.00	0.00	22,460.14	0.00	0.00	22,460.14	22,460.14	17,603,092.54	0.00	0.00	0.00	0.00	13,706,088.12	3,897,004.42	0.00	0.00	17,603,092.54			
Notice of Transfer Allocations (NTA)	0.00	0.00	0.00	0.00	0.00	0.00	0.00	0.00	0.00	0.00	0.00	0.00	0.00	0.00	0.00	0.00	0.00	0.00	0.00	0.00	0.00	0.00	0.00	0.00	0.00	0.00	0.00		
MDS Checks Issued	0.00	0.00	0.00	0.00	0.00	0.00	0.00	0.00	0.00	0.00	0.00	0.00	0.00	0.00	0.00	0.00	0.00	0.00	0.00	0.00	0.00	0.00	0.00	0.00	0.00	0.00	0.00	0.00	
Advice to Debit Account	0.00	0.00	0.00	0.00	0.00	0.00	0.00	0.00	0.00	0.00	0.00	0.00	0.00	0.00	0.00	0.00	0.00	0.00	0.00	0.00	0.00	0.00	0.00	0.00	0.00	0.00	0.00	0.00	
Working Fund for FAPs	0.00	0.00	0.00	0.00	0.00	0.00	0.00	0.00	0.00	0.00	0.00	0.00	0.00	0.00	0.00	0.00	0.00	0.00	0.00	0.00	0.00	0.00	0.00	0.00	0.00	0.00	0.00	0.00	
Cash Disbursement Ceiling (CDC)	0.00	0.00	0.00	0.00	0.00	0.00	0.00	0.00	0.00	0.00	0.00	0.00	0.00	0.00	0.00	0.00	0.00	0.00	0.00	0.00	0.00	0.00	0.00	0.00	0.00	0.00	0.00	0.00	
TOTAL CASH DISBURSEMENTS	13,854,244.91	6,720,128.56	0.00	0.00	20,574,373.47	0.00	0.00	0.00	0.00	0.00	0.00	22,460.14	0.00	0.00	22,460.14	22,460.14	20,596,833.61	0.00	0.00	0.00	0.00	13,854,244.91	6,742,588.70	0.00	0.00	20,596,833.61			
NON-CASH DISBURSEMENTS	1,532,456.89	445,934.00	0.00	0.00	1,978,390.89	0.00	0.00	0.00	0.00	0.00	0.00	1,955.25	0.00	0.00	1,955.25	1,955.25	1,980,346.14	0.00	0.00	0.00	0.00	1,532,456.89	447,889.25	0.00	0.00	1,980,346.14			
Tax Remittance Advices Issued (TRA)	1,532,456.89	445,934.00	0.00	0.00	1,978,390.89	0.00	0.00	0.00	0.00	0.00	0.00	1,955.25	0.00	0.00	1,955.25	1,955.25	1,980,346.14	0.00	0.00	0.00	0.00	1,532,456.89	447,889.25	0.00	0.00	1,980,346.14			
Non-Cash Availment Authority (NCAA)	0.00	0.00	0.00	0.00	0.00	0.00	0.00	0.00	0.00	0.00	0.00	0.00	0.00	0.00	0.00	0.00	0.00	0.00	0.00	0.00	0.00	0.00	0.00	0.00	0.00	0.00	0.00		
Disbursements effected through outright deductions from claims (please specify...)	0.00	0.00	0.00	0.00	0.00	0.00	0.00	0.00	0.00	0.00	0.00	0.00	0.00	0.00	0.00	0.00	0.00	0.00	0.00	0.00	0.00	0.00	0.00	0.00	0.00	0.00	0.00	0.00	
Overpayment of expenses(e.g. personnel benefits)	0.00	0.00	0.00	0.00	0.00	0.00	0.00	0.00	0.00	0.00	0.00	0.00	0.00	0.00	0.00	0.00	0.00	0.00	0.00	0.00	0.00	0.00	0.00	0.00	0.00	0.00	0.00	0.00	
Restitution for loss of government property	0.00	0.00	0.00	0.00	0.00	0.00	0.00	0.00	0.00	0.00	0.00	0.00	0.00	0.00	0.00	0.00	0.00	0.00	0.00	0.00	0.00	0.00	0.00	0.00	0.00	0.00	0.00	0.00	
Liquidated damages and similar claims	0.00	0.00	0.00	0.00	0.00	0.00	0.00	0.00	0.00	0.00	0.00	0.00	0.00	0.00	0.00	0.00	0.00	0.00	0.00	0.00	0.00	0.00	0.00	0.00	0.00	0.00	0.00	0.00	
Others(TEF, BTr-Documentary Stamp Tax, etc.)	0.00	0.00	0.00	0.00	0.00	0.00	0.00	0.00	0.00	0.00	0.00	0.00	0.00	0.00	0.00	0.00	0.00	0.00	0.00	0.00	0.00	0.00	0.00	0.00	0.00	0.00	0.00	0.00	
TOTAL NON-CASH DISBURSEMENTS	1,532,456.89	445,934.00	0.00	0.00	1,978,390.89	0.00	0.00	0.00	0.00	0.00	0.00	1,955.25	0.00	0.00	1,955.25	1,955.25	1,980,346.14	0.00	0.00	0.00	0.00	1,532,456.89	447,889.25	0.00	0.00	1,980,346.14			
GRAND TOTAL	15,386,701.80	7,166,062.56	0.00	0.00	22,552,764.36	0.00	0.00	0.00	0.00	0.00	0.00	24,415.39	0.00	0.00	24,415.39	24,415.39	22,577,179.75	0.00	0.00	0.00	0.00	15,386,701.80	7,190,477.95	0.00	0.00	22,577,179.75			

SUMMARY

Particulars	Previous Report	This Month	As at Date
(1)	(2)	(3)	(4)
Total Disbursement Authorities Received	212,193,349.11	19,178,346.14	231,371,695.25
NCA	196,260,617.00	17,198,000.00	213,458,617.00
NTA	0.00	0.00	0.00
Working Fund	0.00	0.00	0.00
TRA	15,932,732.11	1,980,346.14	17,913,078.25
CDC	0.00	0.00	0.00
NCAA	0.00	0.00	0.00
Less: Notice of Transfer of Allocations (NTA)* issued	0.00	0.00	0.00
Total Disbursement Authorities Available	212,193,349.11	19,178,346.14	231,371,695.25
Less:	0.00	0.00	0.00
Lapsed NCA	2,273.69	2.99	2,276.68
Disbursements	208,792,238.82	22,577,179.75	231,369,418.57
Less: Other Non-Cash Disbursements	0.00	0.00	0.00
Disbursements effected through outright deductions from claims	0.00	0.00	0.00
Overpayment of expenses(e.g. personnel benefits)	0.00	0.00	0.00
Restitution for loss of government property	0.00	0.00	0.00
Liquidated damages and similar claims	0.00	0.00	0.00
Others (e.g. TEF, BTr, Docs Stamp, etc.)	0.00	0.00	0.00
Add/Less: Adjustments (e.g. cancelled/staled checks)	0.00	0.00	0.00
Balance of Disbursement Authorities as at date	3,398,836.60	(3,398,836.60)	0.00
Total Disbursements Program	212,683,000.00	20,072,000.00	232,755,000.00
Less: *Actual Disbursements	179,003,372.84	22,577,179.75	201,580,552.59
(Over)/Under spending	33,679,627.16	(2,505,179.75)	31,174,447.41

Notes: * The use of NTA is discouraged
 Notes: ** Amounts should tally with the grand total disbursemnt (column 27).

Prepared by:

 JO ANITA MENDOZA
 OIC - Chief (Accountant IV), Finance Division
 Date:

Recommending Approval:

 CATALINA R. CARAAN
 Director IV, Administrative Service
 Date:

Approved By:

 ELEAZAR E. RICOTE
 Deputy Executive Director
 Date:


QUARTERLY REPORT OF REVENUE AND OTHER RECEIPTS

As at the Quarter Ending December 31, 2023


Department : National Economic and Development Authority (NEDA)
 Agency/Entity : Public-Private Partnership Center of the Philippines
 Operating Unit : < not applicable >
 Organization Code (UACS) : 24 005 0000000
 Fund Cluster : 01 - Regular Agency Fund

Classification/Sources of Revenue and Other Receipts	UACS CODE	REVENUE TARGET (Annual) per BESF	Actual Revenue and Other Receipts Collections					Cumulative Remittance/Deposits to Date			Variance		Remarks
			1st Quarter Ending March 31	2nd Quarter Ending June 30	3rd Quarter Ending September 30	4th Quarter Ending December 31	Total	Remittance to BTr	Deposited with AGDB	Total	Amount	%	
1	2	3	4	5	6	7	8=(4+5+6+7)	9	10	11=(9+10)	12=(8-3)	13=(12/3)	14
Regular Agency Fund		0.00	171,695.18	86,018.18	49,847.99	117,619.09	425,180.44	290,180.44	135,000.00	425,180.44	425,180.44	0 %	
Non-Revenue Collections/Other Receipts		0.00	171,695.18	86,018.18	49,847.99	117,619.09	425,180.44	290,180.44	135,000.00	425,180.44	425,180.44	0 %	
Cash Receipts		0.00	171,695.18	86,018.18	49,847.99	117,619.09	425,180.44	290,180.44	135,000.00	425,180.44	425,180.44	0 %	
Non-Tax		0.00	19,542.18	65,518.18	49,847.99	117,619.09	252,527.44	117,527.44	135,000.00	252,527.44	252,527.44	0 %	
Other Business Income	4020299099	0.00	0.00	10,000.00	45,000.00	80,000.00	135,000.00	0.00	135,000.00	135,000.00	135,000.00	0 %	
Proceeds from Insurance/Indemnities	4060901000	0.00	0.00	0.00	4,847.99	0.00	4,847.99	4,847.99	0.00	4,847.99	4,847.99	0 %	
Miscellaneous Income	4060999000	0.00	19,542.18	55,518.18	0.00	37,619.09	112,679.45	112,679.45	0.00	112,679.45	112,679.45	0 %	
Others		0.00	152,153.00	20,500.00	0.00	0.00	172,653.00	172,653.00	0.00	172,653.00	172,653.00	0 %	
Receivables - Disallowances/Charges	1030501000	0.00	152,153.00	20,500.00	0.00	0.00	172,653.00	172,653.00	0.00	172,653.00	172,653.00	0 %	
GRAND TOTAL		0.00	171,695.18	86,018.18	49,847.99	117,619.09	425,180.44	290,180.44	135,000.00	425,180.44	425,180.44	0 %	

Prepared By:


 JO ANN B. MENDOZA
 Accountant IV
 Date: March 5, 2024 04:23 PM

Recommending Approval By:


 CATALINA R. CARAAN
 Chief Administrative Officer
 Date: March 5, 2024 04:30 PM

Approved By:



 EJEAZAR E. RICOTE
 Deputy Executive Director
 Date: March 5, 2024 04:30 PM


QUARTERLY REPORT OF REVENUE AND OTHER RECEIPTS


As at the Quarter Ending December 31, 2023

Department : National Economic and Development Authority (NEDA)
 Agency/Entity : Public-Private Partnership Center of the Philippines
 Operating Unit : < not applicable >
 Organization Code (UACS) : 24 005 0000000
 Fund Cluster : 07 - Trust Receipts

Classification/Sources of Revenue and Other Receipts	UACS CODE	REVENUE TARGET (Annual) per BESF	Actual Revenue and Other Receipts Collections					Cumulative Remittance/Deposits to Date			Variance		Remarks
			1st Quarter Ending March 31	2nd Quarter Ending June 30	3rd Quarter Ending September 30	4th Quarter Ending December 31	Total	Remittance to BTr	Deposited with AGDB	Total	Amount	%	
1	2	3	4	5	6	7	8=(4+5+6+7)	9	10	11=(9+10)	12=(8-3)	13=(12/3)	14
Trust Receipts		0.00	1,412.23	1,448.86	1,503.09	1,463.53	5,827.71	5,827.71	0.00	5,827.71	5,827.71	0 %	
Trust Receipts Deposited with Authorized Government Depository Banks (AGDB)		0.00	1,412.23	1,448.86	1,503.09	1,463.53	5,827.71	5,827.71	0.00	5,827.71	5,827.71	0 %	
Interest on NG Deposits		0.00	1,412.23	1,448.86	1,503.09	1,463.53	5,827.71	5,827.71	0.00	5,827.71	5,827.71	0 %	
GRAND TOTAL		0.00	1,412.23	1,448.86	1,503.09	1,463.53	5,827.71	5,827.71	0.00	5,827.71	5,827.71	0 %	

Prepared BY:

 JO ANN V. MENDOZA
 Accountant IV
 Date: March 5, 2024 04:23 PM

Recommending Approval By:

 CATALINA R. CARAAN
 Chief Administrative Officer
 Date: March 5, 2024 04:30 PM


Approved By:

 EJEAZAR E. RICOTE
 Deputy Executive Director
 Date: March 5, 2024 04:30 PM


QUARTERLY REPORT OF REVENUE AND OTHER RECEIPTS


As at the Quarter Ending December 31, 2023

Department : National Economic and Development Authority (NEDA)
 Agency/Entity : Public-Private Partnership Center of the Philippines
 Operating Unit : < not applicable >
 Organization Code (UACS) : 24 005 0000000
 Fund Cluster : 06 - Business Related Funds

Classification/Sources of Revenue and Other Receipts	UACS CODE	REVENUE TARGET (Annual) per BESF	Actual Revenue and Other Receipts Collections					Cumulative Remittance/Deposits to Date			Variance		Remarks
			1st Quarter Ending March 31	2nd Quarter Ending June 30	3rd Quarter Ending September 30	4th Quarter Ending December 31	Total	Remittance to BTr	Deposited with AGDB	Total	Amount	%	
1	2	3	4	5	6	7	8=(4+5+6+7)	9	10	11=(9+10)	12=(8-3)	13=(12/3)	14
Business Related Funds		218,769,000.00	147,630.86	157,398,381.63	166,334.46	164,324.90	157,876,671.85	636,000.20	157,240,671.65	157,876,671.85	(60,892,328.15)	-28 %	
Non-Revenue Collections/Other Receipts		218,769,000.00	147,630.86	157,398,381.63	166,334.46	164,324.90	157,876,671.85	636,000.20	157,240,671.65	157,876,671.85	(60,892,328.15)	-28 %	
Cash Receipts		218,769,000.00	147,630.86	157,398,381.63	166,334.46	164,324.90	157,876,671.85	636,000.20	157,240,671.65	157,876,671.85	(60,892,328.15)	-28 %	
Non-Tax		218,769,000.00	147,630.86	157,398,381.63	166,334.46	164,324.90	157,876,671.85	636,000.20	157,240,671.65	157,876,671.85	(60,892,328.15)	-28 %	
Other Service Income	4020199099	218,769,000.00	0.00	157,240,671.65	0.00	0.00	157,240,671.65	0.00	157,240,671.65	157,240,671.65	(61,528,328.35)	-28 %	
Interest on NG Deposits	4020221001	0.00	147,630.86	157,709.98	166,334.46	164,324.90	636,000.20	636,000.20	0.00	636,000.20	636,000.20	0 %	
GRAND TOTAL		218,769,000.00	147,630.86	157,398,381.63	166,334.46	164,324.90	157,876,671.85	636,000.20	157,240,671.65	157,876,671.85	(60,892,328.15)	-28 %	

Prepared By:

 JO ANN B. MENDOZA
 Accountant IV
 Date: March 5, 2024 04:23 PM

Recommending Approval By:

 CATALINA R. CARAAN
 Chief Administrative Officer
 Date: March 5, 2024 04:30 PM

Approved By:

 ELEAZAR E. RICOTE
 Deputy Executive Director
 Date: March 5, 2024 04:30 PM