

**STATEMENT OF APPROPRIATIONS, ALLOTMENTS, OBLIGATIONS, DISBURSEMENTS AND BALANCES**  
As at the Quarter Ending June 30, 2023

Department : National Economic and Development Authority (NEDA)  
Agency/Entity : Public-Private Partnership Center of the Philippines  
Operating Unit : < not applicable >  
Organization Code (UACS) : 24 005 0000000  
Fund Cluster : 01 - Regular Agency Fund

	Current Year Appropriations
	Supplemental Appropriations
X	Continuing Appropriations

(e.g. UACS Fund Cluster: 01-Regular Agency Fund, 02-Foreign Assisted Projects Fund, 03-Special Account-Locally Funded/Domestic Grants Fund, and 04-Special Account-Foreign Assisted/Foreign Grants Fund)

Particulars	UACS CODE	Appropriations			Allotments			Current Year Obligations					Current Year Disbursements				Balances						
		Authorized Appropriations	Adjustments (Transfer To/From, Realignment)	Adjusted Appropriations	Allotments Received	Adjustments (Withdrawal, Realignment)	Transfer To	Transfer From	Adjusted Total Allotments	1st Quarter Ending March 31	2nd Quarter Ending June 30	3rd Quarter Ending September 30	4th Quarter Ending December 31	Total	1st Quarter Ending March 31	2nd Quarter Ending June 30	3rd Quarter Ending September 30	4th Quarter Ending December 31	Total	Unreleased Appropriations	Unobligated Allotments	Unpaid Obligations (15-20)=(23+24)	
		3	4	5=(3+4)	6	7	8	9	10=(6+(-)-7)-8+9	11	12	13	14	15=(11+12+13+14)	16	17	18	19	20=(16+17+18+19)	21=(5-10)	22=(10-15)	23	24
<b>I. Continuing Appropriations</b>		<b>22,070,623.20</b>	<b>0.00</b>	<b>22,070,623.20</b>	<b>22,070,623.20</b>	<b>0.00</b>	<b>0.00</b>	<b>0.00</b>	<b>22,070,623.20</b>	<b>6,285,370.85</b>	<b>2,516,133.64</b>	<b>0.00</b>	<b>0.00</b>	<b>8,801,504.49</b>	<b>3,446,531.37</b>	<b>5,299,741.12</b>	<b>0.00</b>	<b>0.00</b>	<b>8,746,272.49</b>	<b>0.00</b>	<b>13,269,118.71</b>	<b>55,232.00</b>	<b>0.00</b>
I. Agency Specific Budget		22,070,623.20	0.00	22,070,623.20	22,070,623.20	0.00	0.00	0.00	22,070,623.20	6,285,370.85	2,516,133.64	0.00	0.00	8,801,504.49	3,446,531.37	5,299,741.12	0.00	0.00	8,746,272.49	0.00	13,269,118.71	55,232.00	0.00
General Administration and Support	1000000000000000	10,355,448.70	0.00	10,355,448.70	10,355,448.70	0.00	0.00	0.00	10,355,448.70	298,030.15	1,580,994.44	0.00	0.00	1,879,024.59	298,030.15	1,525,762.44	0.00	0.00	1,823,792.59	0.00	8,476,424.11	55,232.00	0.00
General management and supervision	100000100001000	10,355,448.70	0.00	10,355,448.70	10,355,448.70	0.00	0.00	0.00	10,355,448.70	298,030.15	1,580,994.44	0.00	0.00	1,879,024.59	298,030.15	1,525,762.44	0.00	0.00	1,823,792.59	0.00	8,476,424.11	55,232.00	0.00
MOOE		10,355,448.70	(2,000,000.00)	8,355,448.70	10,355,448.70	(2,000,000.00)	0.00	0.00	8,355,448.70	298,030.15	1,580,994.44	0.00	0.00	1,879,024.59	298,030.15	1,525,762.44	0.00	0.00	1,823,792.59	0.00	6,476,424.11	55,232.00	0.00
CO		0.00	2,000,000.00	2,000,000.00	0.00	2,000,000.00	0.00	0.00	2,000,000.00	0.00	0.00	0.00	0.00	0.00	0.00	0.00	0.00	0.00	0.00	0.00	2,000,000.00	0.00	0.00
Sub-Total, General Administration and Support		10,355,448.70	0.00	10,355,448.70	10,355,448.70	0.00	0.00	0.00	10,355,448.70	298,030.15	1,580,994.44	0.00	0.00	1,879,024.59	298,030.15	1,525,762.44	0.00	0.00	1,823,792.59	0.00	8,476,424.11	55,232.00	0.00
PS		0.00	0.00	0.00	0.00	0.00	0.00	0.00	0.00	0.00	0.00	0.00	0.00	0.00	0.00	0.00	0.00	0.00	0.00	0.00	0.00	0.00	0.00
MOOE		10,355,448.70	(2,000,000.00)	8,355,448.70	10,355,448.70	(2,000,000.00)	0.00	0.00	8,355,448.70	298,030.15	1,580,994.44	0.00	0.00	1,879,024.59	298,030.15	1,525,762.44	0.00	0.00	1,823,792.59	0.00	6,476,424.11	55,232.00	0.00
FinEx (if Applicable)		0.00	0.00	0.00	0.00	0.00	0.00	0.00	0.00	0.00	0.00	0.00	0.00	0.00	0.00	0.00	0.00	0.00	0.00	0.00	0.00	0.00	0.00
CO		0.00	2,000,000.00	2,000,000.00	0.00	2,000,000.00	0.00	0.00	2,000,000.00	0.00	0.00	0.00	0.00	0.00	0.00	0.00	0.00	0.00	0.00	0.00	2,000,000.00	0.00	0.00
Operations	3000000000000000	11,715,174.50	0.00	11,715,174.50	11,715,174.50	0.00	0.00	0.00	11,715,174.50	5,987,340.70	935,139.20	0.00	0.00	6,922,479.90	3,148,501.22	3,773,978.68	0.00	0.00	6,922,479.90	0.00	4,792,694.60	0.00	0.00
OO: Greater private sector participation thru Public-Private Partnership to accelerate provision of safe, efficient, reliable and sustainable infrastructure and development projects		11,715,174.50	0.00	11,715,174.50	11,715,174.50	0.00	0.00	0.00	11,715,174.50	5,987,340.70	935,139.20	0.00	0.00	6,922,479.90	3,148,501.22	3,773,978.68	0.00	0.00	6,922,479.90	0.00	4,792,694.60	0.00	0.00
PUBLIC-PRIVATE PARTNERSHIP MANAGEMENT PROGRAM		11,715,174.50	0.00	11,715,174.50	11,715,174.50	0.00	0.00	0.00	11,715,174.50	5,987,340.70	935,139.20	0.00	0.00	6,922,479.90	3,148,501.22	3,773,978.68	0.00	0.00	6,922,479.90	0.00	4,792,694.60	0.00	0.00
Project Development and Advisory Assistance	310100100001000	382,698.25	0.00	382,698.25	382,698.25	0.00	0.00	0.00	382,698.25	0.00	209,790.31	0.00	0.00	209,790.31	0.00	209,790.31	0.00	0.00	209,790.31	0.00	172,907.94	0.00	0.00
MOOE		382,698.25	0.00	382,698.25	382,698.25	0.00	0.00	0.00	382,698.25	0.00	209,790.31	0.00	0.00	209,790.31	0.00	209,790.31	0.00	0.00	209,790.31	0.00	172,907.94	0.00	0.00
Management and Administration of the Project Development and Monitoring Facility (PDMF) Funds	310100100002000	78,141.41	0.00	78,141.41	78,141.41	0.00	0.00	0.00	78,141.41	0.00	72,323.62	0.00	0.00	72,323.62	0.00	72,323.62	0.00	0.00	72,323.62	0.00	5,817.79	0.00	0.00
MOOE		78,141.41	0.00	78,141.41	78,141.41	0.00	0.00	0.00	78,141.41	0.00	72,323.62	0.00	0.00	72,323.62	0.00	72,323.62	0.00	0.00	72,323.62	0.00	5,817.79	0.00	0.00
Public-Private Partnership Policy Formulation and Advocacy, and Project Monitoring and Evaluation	310100100003000	1,052,599.62	0.00	1,052,599.62	1,052,599.62	0.00	0.00	0.00	1,052,599.62	0.00	120,183.88	0.00	0.00	120,183.88	0.00	120,183.88	0.00	0.00	120,183.88	0.00	932,415.74	0.00	0.00
MOOE		1,052,599.62	0.00	1,052,599.62	1,052,599.62	0.00	0.00	0.00	1,052,599.62	0.00	120,183.88	0.00	0.00	120,183.88	0.00	120,183.88	0.00	0.00	120,183.88	0.00	932,415.74	0.00	0.00
Provision of Capacity Building, Knowledge Management Services, Legal Services and ICT Services	310100100004000	10,201,735.22	0.00	10,201,735.22	10,201,735.22	0.00	0.00	0.00	10,201,735.22	5,987,340.70	532,841.39	0.00	0.00	6,520,182.09	3,148,501.22	3,371,680.87	0.00	0.00	6,520,182.09	0.00	3,681,553.13	0.00	0.00
MOOE		7,117,740.72	0.00	7,117,740.72	7,117,740.72	0.00	0.00	0.00	7,117,740.72	3,148,501.22	293,280.77	0.00	0.00	3,441,781.99	3,148,501.22	293,280.77	0.00	0.00	3,441,781.99	0.00	3,675,958.73	0.00	0.00
CO		3,083,994.50	0.00	3,083,994.50	3,083,994.50	0.00	0.00	0.00	3,083,994.50	2,838,839.48	239,560.62	0.00	0.00	3,078,400.10	0.00	3,078,400.10	0.00	0.00	3,078,400.10	0.00	5,594.40	0.00	0.00


**STATEMENT OF APPROPRIATIONS, ALLOTMENTS, OBLIGATIONS, DISBURSEMENTS AND BALANCES**  
As at the Quarter Ending June 30, 2023


Department : National Economic and Development Authority (NEDA)  
 Agency/Entity : Public-Private Partnership Center of the Philippines  
 Operating Unit : < not applicable >  
 Organization Code (UACS) : 24 005 0000000  
 Fund Cluster : 01 - Regular Agency Fund

	Current Year Appropriations
	Supplemental Appropriations
X	Continuing Appropriations


(e.g. UACS Fund Cluster: 01-Regular Agency Fund, 02-Foreign Assisted Projects Fund, 03-Special Account-Locally Funded/Domestic Grants Fund, and 04-Special Account-Foreign Assisted/Foreign Grants Fund)

Particulars	UACS CODE	Appropriations			Allotments			Current Year Obligations					Current Year Disbursements				Balances						
		Authorized Appropriations	Adjustments (Transfer To/From, Realignment)	Adjusted Appropriations	Allotments Received	Adjustments (Withdrawal, Realignment)	Transfer To	Transfer From	Adjusted Total Allotments	1st Quarter Ending March 31	2nd Quarter Ending June 30	3rd Quarter Ending September 30	4th Quarter Ending December 31	Total	1st Quarter Ending March 31	2nd Quarter Ending June 30	3rd Quarter Ending September 30	4th Quarter Ending December 31	Total	Unreleased Appropriations	Unobligated Allotments	Unpaid Obligations (15-20)=(23+24)	
																						10=(6+(-)7)-8+9	11
1	2	3	4	5=(3+4)	6	7	8	9	10=(6+(-)7)-8+9	11	12	13	14	15=(11+12+13+14)	16	17	18	19	20=(16+17+18+19)	21=(5-10)	22=(10-15)	23	24
Sub-Total, Operations		11,715,174.50	0.00	11,715,174.50	11,715,174.50	0.00	0.00	0.00	11,715,174.50	5,987,340.70	935,139.20	0.00	0.00	6,922,479.90	3,148,501.22	3,773,978.68	0.00	0.00	6,922,479.90	0.00	4,792,694.60	0.00	0.00
PS		0.00	0.00	0.00	0.00	0.00	0.00	0.00	0.00	0.00	0.00	0.00	0.00	0.00	0.00	0.00	0.00	0.00	0.00	0.00	0.00	0.00	0.00
MOOE		8,631,180.00	0.00	8,631,180.00	8,631,180.00	0.00	0.00	0.00	8,631,180.00	3,148,501.22	695,578.58	0.00	0.00	3,844,079.80	3,148,501.22	695,578.58	0.00	0.00	3,844,079.80	0.00	4,787,100.20	0.00	0.00
FinEx (if Applicable)		0.00	0.00	0.00	0.00	0.00	0.00	0.00	0.00	0.00	0.00	0.00	0.00	0.00	0.00	0.00	0.00	0.00	0.00	0.00	0.00	0.00	0.00
CO		3,083,994.50	0.00	3,083,994.50	3,083,994.50	0.00	0.00	0.00	3,083,994.50	2,838,839.48	239,560.62	0.00	0.00	3,078,400.10	0.00	3,078,400.10	0.00	0.00	3,078,400.10	0.00	5,594.40	0.00	0.00
<b>Sub-Total, I. Agency Specific Budget</b>		<b>22,070,623.20</b>	<b>0.00</b>	<b>22,070,623.20</b>	<b>22,070,623.20</b>	<b>0.00</b>	<b>0.00</b>	<b>0.00</b>	<b>22,070,623.20</b>	<b>6,285,370.85</b>	<b>2,516,133.64</b>	<b>0.00</b>	<b>0.00</b>	<b>8,801,504.49</b>	<b>3,446,531.37</b>	<b>5,299,741.12</b>	<b>0.00</b>	<b>0.00</b>	<b>8,746,272.49</b>	<b>0.00</b>	<b>13,269,118.71</b>	<b>55,232.00</b>	<b>0.00</b>
PS		0.00	0.00	0.00	0.00	0.00	0.00	0.00	0.00	0.00	0.00	0.00	0.00	0.00	0.00	0.00	0.00	0.00	0.00	0.00	0.00	0.00	0.00
MOOE		18,986,628.70	(2,000,000.00)	16,986,628.70	18,986,628.70	(2,000,000.00)	0.00	0.00	16,986,628.70	3,446,531.37	2,276,573.02	0.00	0.00	5,723,104.39	3,446,531.37	2,221,341.02	0.00	0.00	5,667,872.39	0.00	11,263,524.31	55,232.00	0.00
FinEx (if Applicable)		0.00	0.00	0.00	0.00	0.00	0.00	0.00	0.00	0.00	0.00	0.00	0.00	0.00	0.00	0.00	0.00	0.00	0.00	0.00	0.00	0.00	0.00
CO		3,083,994.50	2,000,000.00	5,083,994.50	3,083,994.50	2,000,000.00	0.00	0.00	5,083,994.50	2,838,839.48	239,560.62	0.00	0.00	3,078,400.10	0.00	3,078,400.10	0.00	0.00	3,078,400.10	0.00	2,005,594.40	0.00	0.00
<b>GRAND TOTAL</b>		<b>22,070,623.20</b>	<b>0.00</b>	<b>22,070,623.20</b>	<b>22,070,623.20</b>	<b>0.00</b>	<b>0.00</b>	<b>0.00</b>	<b>22,070,623.20</b>	<b>6,285,370.85</b>	<b>2,516,133.64</b>	<b>0.00</b>	<b>0.00</b>	<b>8,801,504.49</b>	<b>3,446,531.37</b>	<b>5,299,741.12</b>	<b>0.00</b>	<b>0.00</b>	<b>8,746,272.49</b>	<b>0.00</b>	<b>13,269,118.71</b>	<b>55,232.00</b>	<b>0.00</b>
PS		0.00	0.00	0.00	0.00	0.00	0.00	0.00	0.00	0.00	0.00	0.00	0.00	0.00	0.00	0.00	0.00	0.00	0.00	0.00	0.00	0.00	0.00
MOOE		18,986,628.70	(2,000,000.00)	16,986,628.70	18,986,628.70	(2,000,000.00)	0.00	0.00	16,986,628.70	3,446,531.37	2,276,573.02	0.00	0.00	5,723,104.39	3,446,531.37	2,221,341.02	0.00	0.00	5,667,872.39	0.00	11,263,524.31	55,232.00	0.00
FinEx (if Applicable)		0.00	0.00	0.00	0.00	0.00	0.00	0.00	0.00	0.00	0.00	0.00	0.00	0.00	0.00	0.00	0.00	0.00	0.00	0.00	0.00	0.00	0.00
CO		3,083,994.50	2,000,000.00	5,083,994.50	3,083,994.50	2,000,000.00	0.00	0.00	5,083,994.50	2,838,839.48	239,560.62	0.00	0.00	3,078,400.10	0.00	3,078,400.10	0.00	0.00	3,078,400.10	0.00	2,005,594.40	0.00	0.00

Prepared by:  
  
 MARY ROAN S. SAN DIEGO  
 Budget Officer III  
 Date: July 25, 2023 02:07 PM

Certified Correct:  
  
 JO ANN MENDOZA  
 Accountant IV - OIC Chief, Finance Division  
 Date: July 25, 2023 02:07 PM

Recommending Approval By:  
  
 CATALINA R. CARAAN  
 Director IV - Administrative Service  
 Date: July 25, 2023 03:18 PM

Approved By:  
  
 ELAZAR E. RICOTE  
 Deputy Executive Director  
 Date: July 25, 2023 03:19 PM





FAR No. 1


**STATEMENT OF APPROPRIATIONS, ALLOTMENTS, OBLIGATIONS, DISBURSEMENTS AND BALANCES**  
**As at the Quarter Ending June 30, 2023**


Department : National Economic and Development Authority (NEDA)  
 Agency/Entity : Public-Private Partnership Center of the Philippines  
 Operating Unit : < not applicable >  
 Organization Code (UACS) : 24 005 0000000  
 Fund Cluster : 01 - Regular Agency Fund


X	Current Year Appropriations
	Supplemental Appropriations
	Continuing Appropriations


(e.g. UACS Fund Cluster: 01-Regular Agency Fund, 02-Foreign Assisted Projects Fund, 03-Special Account-Locally Funded/Domestic Grants Fund, and 04-Special Account-Foreign Assisted/Foreign Grants Fund)

Particulars	UACS CODE	Appropriations			Allotments			Current Year Obligations					Current Year Disbursements				Balances						
		Authorized Appropriations	Adjustments (Transfer To/From, Modifications/Auomentations)	Adjusted Appropriations	Allotments Received	Adjustments (Reductions, Modifications/Augmentations)	Transfer To	Transfer From	Adjusted Total Allotments	1st Quarter Ending March 31	2nd Quarter Ending June 30	3rd Quarter Ending September 30	4th Quarter Ending December 31	Total	1st Quarter Ending March 31	2nd Quarter Ending June 30	3rd Quarter Ending September 30	4th Quarter Ending December 31	Total	Unreleased Appropriations	Unobligated Allotments	Unpaid Obligations(15-20)=(23+24)	
																						Due and Demandable	Not Yet Due and Demandable
1	2	3	4	5=(3+4)	6	7	8	9	10=[(6+(-)7)-8+9]	11	12	13	14	15=(11+12+13+14)	16	17	18	19	20=(16+17+18+19)	21	22	23	24
Recapitulation by OO:																							
I. Agency Specific Budget		102,926,000.00	0.00	102,926,000.00	102,926,000.00	0.00	0.00	0.00	102,926,000.00	19,074,568.61	24,365,896.47	0.00	0.00	43,440,465.08	17,750,052.29	25,036,606.34	0.00	0.00	42,786,658.63	0.00	59,485,534.92	27,502.45	626,304.00
PUBLIC-PRIVATE PARTNERSHIP MANAGEMENT PROGRAM		102,926,000.00	0.00	102,926,000.00	102,926,000.00	0.00	0.00	0.00	102,926,000.00	19,074,568.61	24,365,896.47	0.00	0.00	43,440,465.08	17,750,052.29	25,036,606.34	0.00	0.00	42,786,658.63	0.00	59,485,534.92	27,502.45	626,304.00

Prepared by:   
 MARY ROAN S. SAN DIEGO  
 Budget Officer III  
 Date: July 25, 2023 02:07 PM

Certified Correct:   
 JO ANN M. MENDOZA  
 Accountant IV - OIC Chief, Finance Division  
 Date: July 25, 2023 02:07 PM

Recommending Approval By:   
 CATALINA R. CARAAN  
 Director IV - Administrative Service  
 Date: July 25, 2023 03:18 PM

Approved By:   
 ELEAZAR E. RICOTE  
 Deputy Executive Director  
 Date: July 25, 2023 03:19 PM





**SUMMARY OF APPROPRIATIONS, ALLOTMENTS, OBLIGATIONS, DISBURSEMENTS AND BALANCES BY OBJECT OF EXPENDITURES**  
As at the Quarter Ending June 30, 2023

Department : National Economic and Development Authority (NEDA)  
 Agency/Entity : Public-Private Partnership Center of the Philippines  
 Operating Unit : < not applicable >  
 Organization Code (UACS) : 24 005 0000000  
 Fund Cluster : 01 - Regular Agency Fund  
 (e.g. UACS Fund Cluster: 01-Regular Agency Fund, 02-Foreign Assisted Projects Fund, 03-Special Account-Locally Funded/Domestic Grants Fund, and 04-Special Account-Foreign Assisted/Foreign Grants Fund)

<input type="checkbox"/>	Current Year Appropriations
<input type="checkbox"/>	Supplemental Appropriations
<input checked="" type="checkbox"/>	Continuing Appropriations


Particulars	UACS CODE	Appropriations			Allotments					Obligations					Disbursements					Balances			
		Authorized Appropriations	Adjustments (Transfer To/From, Modifications/ Augmentations)	Adjusted Appropriations	Allotments Received	Adjustments (Reductions, Modifications/ Augmentations)	Transfer To	Transfer From	Adjusted Allotments	1st Quarter Ending March 31	2nd Quarter Ending June 30	3rd Quarter Ending September 30	4th Quarter Ending December 31	Total	1st Quarter Ending March 31	2nd Quarter Ending June 30	3rd Quarter Ending September 30	4th Quarter Ending December 31	Total	Unreleased Appropriations	Unobligated Allotments	Unpaid Obligations (15-20)=(23+24)	
																						Due and Demandable	Not Yet Due and Demandable
1	2	3	4	5=(3+4)	6	7	8	9	10=([6+(-)7]-8+9)	11	12	13	14	15=(11+12+13+14)	16	17	18	19	20=(16+17+18+19)	21=(5-10)	22=(10-15)	23	24
<b>GRAND TOTAL</b>		22,070,623.20	(2,000,000.00)	20,070,623.20	22,070,623.20	(2,000,000.00)	0.00	0.00	20,070,623.20	6,285,370.85	2,276,573.02	0.00	0.00	8,561,943.87	3,446,531.37	2,221,341.02	0.00	0.00	5,667,872.39	0.00	11,508,679.33	2,894,071.48	0.00


Prepared by:


Certified Correct:


Recommending Approval By:

Approved By:

  
 MARY ROAN S. SAN DIEGO  
 Budget Officer III  
 Date: July 25, 2023 02:13 PM

  
 JO ANN M. MENDOZA  
 Accountant IV - OIC Chief, Finance Division  
 Date: July 25, 2023 02:13 PM

  
 CATALINA R. CARAAN  
 Director IV - Administrative Service  
 Date: July 25, 2023 03:16 PM

  
 ELEAZAR E. RICOTE  
 Deputy Executive Director  
 Date: July 25, 2023 03:21 PM



SUMMARY OF APPROPRIATIONS, ALLOTMENTS, OBLIGATIONS, DISBURSEMENTS AND BALANCES BY OBJECT OF EXPENDITURES
As at the Quarter Ending June 30, 2023

Department : National Economic and Development Authority (NEDA)
Agency/Entity : Public-Private Partnership Center of the Philippines
Operating Unit : < not applicable >
Organization Code (UACS) : 24 005 000000
Fund Cluster : 01 - Regular Agency Fund

X Current Year Appropriations
Supplemental Appropriations
Continuing Appropriations

(e.g. UACS Fund Cluster: 01-Regular Agency Fund, 02-Foreign Assisted Projects Fund, 03-Special Account-Locally Funded/Domestic Grants Fund, and 04-Special Account-Foreign Assisted/Foreign Grants Fund)

Table with columns: Particulars, UACS CODE, Appropriations (Authorized, Adjustments, Adjusted), Allotments (Received, Adjustments, Transfer To, Transfer From, Adjusted), Obligations (1st-4th Quarter Ending, Total), Disbursements (1st-4th Quarter Ending, Total), Balances (Unreleased, Unobligated, Unpaid Obligations). Rows include SUMMARY, A. AGENCY SPECIFIC BUDGET, Personnel Services, Salaries and Wages, etc.




SUMMARY OF APPROPRIATIONS, ALLOTMENTS, OBLIGATIONS, DISBURSEMENTS AND BALANCES BY OBJECT OF EXPENDITURES


As at the Quarter Ending June 30, 2023

Department : National Economic and Development Authority (NEDA)  
 Agency/Entity : Public-Private Partnership Center of the Philippines  
 Operating Unit : < not applicable >  
 Organization Code (UACS) : 24 005 0000000  
 Fund Cluster : 01 - Regular Agency Fund  
 (e.g. UACS Fund Cluster: 01-Regular Agency Fund, 02-Foreign Assisted Projects Fund, 03-Special Account-Locally Funded/Domestic Grants Fund, and 04-Special Account-Foreign Assisted/Foreign Grants Fund)

X	Current Year Appropriations
	Supplemental Appropriations
	Continuing Appropriations

Particulars	UACS CODE	Appropriations			Allotments			Obligations					Disbursements				Balances						
		Authorized Appropriations	Adjustments (Transfer To/From, Modifications/ Augmentations)	Adjusted Appropriations	Allotments Received	Adjustments (Reductions, Modifications/ Augmentations)	Transfer To	Transfer From	Adjusted Allotments	1st Quarter Ending March 31	2nd Quarter Ending June 30	3rd Quarter Ending September 30	4th Quarter Ending December 31	Total	1st Quarter Ending March 31	2nd Quarter Ending June 30	3rd Quarter Ending September 30	4th Quarter Ending December 31	Total	Unreleased Appropriations	Unobligated Allotments	Unpaid Obligations (15-20)=(23+24)	
																						Due and Demandable	Not Yet Due and Demandable
1	2	3	4	5=(3+4)	6	7	8	9	10=[(6+(-)-7)-8+9]	11	12	13	14	15=(11+12+13+14)	16	17	18	19	20=(16+17+18+19)	21=(5-10)	22=(10-15)	23	24
Other Bonuses and Allowances		0.00	4,813,277.00	4,813,277.00	0.00	4,813,277.00	0.00	0.00	4,813,277.00	0.00	4,813,276.67	0.00	0.00	4,813,276.67	0.00	4,813,276.67	0.00	0.00	4,813,276.67	0.00	0.33	0.00	0.00
Performance Based Bonus - Civilian	5010299014	0.00	4,813,277.00	4,813,277.00	0.00	4,813,277.00	0.00	0.00	4,813,277.00	0.00	4,813,276.67	0.00	0.00	4,813,276.67	0.00	4,813,276.67	0.00	0.00	4,813,276.67	0.00	0.33	0.00	0.00
Pension and Gratuity Fund		0.00	364,576.00	364,576.00	0.00	364,576.00	0.00	0.00	364,576.00	0.00	364,575.85	0.00	0.00	364,575.85	0.00	364,575.85	0.00	0.00	364,575.85	0.00	0.15	0.00	0.00
Other Personnel Benefits	5010400000	0.00	364,576.00	364,576.00	0.00	364,576.00	0.00	0.00	364,576.00	0.00	364,575.85	0.00	0.00	364,575.85	0.00	364,575.85	0.00	0.00	364,575.85	0.00	0.15	0.00	0.00
Terminal Leave Benefits		0.00	364,576.00	364,576.00	0.00	364,576.00	0.00	0.00	364,576.00	0.00	364,575.85	0.00	0.00	364,575.85	0.00	364,575.85	0.00	0.00	364,575.85	0.00	0.15	0.00	0.00
Terminal Leave Benefits - Civilian	5010403001	0.00	364,576.00	364,576.00	0.00	364,576.00	0.00	0.00	364,576.00	0.00	364,575.85	0.00	0.00	364,575.85	0.00	364,575.85	0.00	0.00	364,575.85	0.00	0.15	0.00	0.00
<b>GRAND TOTAL</b>		<b>209,176,000.00</b>	<b>5,177,853.00</b>	<b>214,353,853.00</b>	<b>209,176,000.00</b>	<b>5,177,853.00</b>	<b>0.00</b>	<b>0.00</b>	<b>214,353,853.00</b>	<b>39,722,436.38</b>	<b>58,234,271.43</b>	<b>0.00</b>	<b>0.00</b>	<b>97,956,707.81</b>	<b>36,427,894.15</b>	<b>59,780,362.62</b>	<b>0.00</b>	<b>0.00</b>	<b>96,208,256.77</b>	<b>0.00</b>	<b>116,397,145.19</b>	<b>1,122,147.04</b>	<b>626,304.00</b>

Prepared by:   
 MARY ROAN S. SAN DIEGO  
 Budget Officer III  
 Date: July 25, 2023 02:13 PM

Certified Correct:   
 JO ANNE Y. MENDOZA  
 Accountant IV - OIC Chief, Finance Division  
 Date: July 25, 2023 02:13 PM

Recommending Approval By:   
 CATALINA R. CARAAN  
 Director IV - Administrative Service  
 Date: July 25, 2023 03:16 PM


Approved By:   
 ELEAZAR E. RICOTE  
 Deputy Executive Director  
 Date: July 25, 2023 03:21 PM


**List of Allotments and Sub-Allotments  
As at the quarter ending June 30, 2023**

Department : National Economic and Development Authority (NEDA)  
 Agency/Entity : Public-Private Partnership Center of the Philippines  
 Operating Unit : < not applicable >  
 Organization Code (UACS) : 24 005 0000000  
 Fund Cluster : 01 Regular Agency Fund  
 (e.g. UACS Fund Cluster: 01-Regular Agency Fund, 02-Foreign Assisted Projects Fund, 03-Special Account-Locally Funded/Domestic Grants Fund, and 04-Special Account-Foreign Assisted/Foreign Grants Fund)


X	Current Year Appropriations
	Supplemental Appropriations
	Continuing Appropriations

Allotments/Sub-Allotments Reference			Funding Source		Allotments/Sub-Allotments received from CO/ROs/OUs					Sub-Allotments to ROs/OUs					Total Allotments/Net of Sub-allotments				
No.	Number	Date	Description	UACS Code	PS	MOOE	FinEx	CO	Sub-Total	PS	MOOE	FinEx	CO	TOTAL	PS	MOOE	FinEx	CO	TOTAL
1	2	3	4	5	6	7	8	9	10=(6+7+8+9)	11	12	13	14	15=	16=(6+11)	17=(7+12)	18=(8+13)	19=(9+14)	20=
<b>A. Allotments received from DBM</b>																			
1	GAA Items released through GAA as Allotment Order per Annex A of NBC No. 590	2023-01-03	Specific Budgets of National Government Agencies	101101	120,167,000.00	77,843,000.00	0.00	0.00	198,010,000.00	0.00	0.00	0.00	0.00	0.00	120,167,000.00	77,843,000.00	0.00	0.00	198,010,000.00
2	Items For Release through GARO per Annex C of NBC No. 590	2023-01-03	Retirement and Life Insurance Premiums	104102	11,166,000.00	0.00	0.00	0.00	11,166,000.00	0.00	0.00	0.00	0.00	0.00	11,166,000.00	0.00	0.00	0.00	11,166,000.00
3	SARO-BMB-A-23-0015439	2023-03-30	Miscellaneous Personnel Benefits Fund	101406	4,813,277.00	0.00	0.00	0.00	4,813,277.00	0.00	0.00	0.00	0.00	0.00	4,813,277.00	0.00	0.00	0.00	4,813,277.00
4	SARO-BMB-A-23-0016087	2023-04-19	Pension and Gratuity Fund	101407	364,576.00	0.00	0.00	0.00	364,576.00	0.00	0.00	0.00	0.00	0.00	364,576.00	0.00	0.00	0.00	364,576.00
	<b>Sub-Total</b>				136,510,853.00	77,843,000.00	0.00	0.00	214,353,853.00	0.00	0.00	0.00	0.00	0.00	136,510,853.00	77,843,000.00	0.00	0.00	214,353,853.00
<b>B. Sub-allotments received from Central Office/Regional Office</b>																			
					0.00	0.00	0.00	0.00	0.00	0.00	0.00	0.00	0.00	0.00	0.00	0.00	0.00	0.00	0.00
	<b>Sub-Total</b>				0.00	0.00	0.00	0.00	0.00	0.00	0.00	0.00	0.00	0.00	0.00	0.00	0.00	0.00	0.00
<b>Total Allotments</b>					136,510,853.00	77,843,000.00	0.00	0.00	214,353,853.00	0.00	0.00	0.00	0.00	0.00	136,510,853.00	77,843,000.00	0.00	0.00	214,353,853.00
<b>Summary by Funding Source Code:</b>																			
	Specific Budgets of National Government Agencies			101101	120,167,000.00	77,843,000.00	0.00	0.00	198,010,000.00	0.00	0.00	0.00	0.00	0.00	120,167,000.00	77,843,000.00	0.00	0.00	198,010,000.00
	Miscellaneous Personnel Benefits Fund			101406	4,813,277.00	0.00	0.00	0.00	4,813,277.00	0.00	0.00	0.00	0.00	0.00	4,813,277.00	0.00	0.00	0.00	4,813,277.00
	Pension and Gratuity Fund			101407	364,576.00	0.00	0.00	0.00	364,576.00	0.00	0.00	0.00	0.00	0.00	364,576.00	0.00	0.00	0.00	364,576.00
	Retirement and Life Insurance Premiums			104102	11,166,000.00	0.00	0.00	0.00	11,166,000.00	0.00	0.00	0.00	0.00	0.00	11,166,000.00	0.00	0.00	0.00	11,166,000.00

Prepared by:  
  
 MARY ROAN S. SAN DIEGO  
 Budget Officer III  
 Date: July 25, 2023 02:41 PM

Certified Correct:  
  
 JO ANN T. MENDOZA  
 Accountant IV - OIC Chief, Finance Division  
 Date: July 25, 2023 02:41 PM

Recommending Approval By:  
  
 CATALINA R. CARAAN  
 Director IV - Administrative Service  
 Date: July 25, 2023 03:18 PM

Approved By:  
  
 ELEAZAR E. RICOTE  
 Deputy Executive Director  
 Date: July 25, 2023 03:19 PM

**STATEMENT OF APPROVED BUDGET, UTILIZATIONS, DISBURSEMENTS AND BALANCES  
(For Off-Budgetary Funds)  
As at the Quarter Ending June 30, 2023**

Department Agency/Entity : National Economic and Development Authority (NEDA)  
 Operating Unit : Public-Private Partnership Center of the Philippines  
 Organization Code (UACS) : < not applicable >  
 Fund Cluster : 24 005 0000000  
 : 06 - Business Related Funds

(e.g. UACS Fund Cluster: 05-Internally Generated Funds and 06-Business Related Funds)

Particulars	UACS CODE	Approved Budget			Utilizations					Disbursements					Balances		
		Approved Budgeted Revenue	Adjustments (Reductions, Modifications/ Augmentations)	Adjusted Budgeted Revenue	1st Quarter Ending March 31	2nd Quarter Ending June 30	3rd Quarter Ending September 30	4th Quarter Ending December 31	Total	1st Quarter Ending March 31	2nd Quarter Ending June 30	3rd Quarter Ending September 30	4th Quarter Ending December 31	Total	Unutilized Budget	Unpaid Obligations (10-15)=(17+18)	
																5=[(3+(-)4)]	6
<b>Operations</b>	<b>3000000000000000</b>	<b>168,760,000.00</b>	<b>0.00</b>	<b>168,760,000.00</b>	<b>4,178,582.72</b>	<b>1,799,968.99</b>	<b>0.00</b>	<b>0.00</b>	<b>5,978,551.71</b>	<b>4,178,582.72</b>	<b>1,799,968.99</b>	<b>0.00</b>	<b>0.00</b>	<b>5,978,551.71</b>	<b>162,781,448.29</b>	<b>0.00</b>	<b>0.00</b>
OO : Greater private sector participation thru Public-Private Partnership to accelerate provision of safe, efficient, reliable and sustainable infrastructure and development projects	3100000000000000	168,760,000.00	0.00	168,760,000.00	4,178,582.72	1,799,968.99	0.00	0.00	5,978,551.71	4,178,582.72	1,799,968.99	0.00	0.00	5,978,551.71	162,781,448.29	0.00	0.00
PUBLIC-PRIVATE PARTNERSHIP MANAGEMENT PROGRAM	3101000000000000	168,760,000.00	0.00	168,760,000.00	4,178,582.72	1,799,968.99	0.00	0.00	5,978,551.71	4,178,582.72	1,799,968.99	0.00	0.00	5,978,551.71	162,781,448.29	0.00	0.00
Management and Administration of the Project Development and Monitoring Facility (PDMF) Funds	310100100002000	168,760,000.00	0.00	168,760,000.00	4,178,582.72	1,799,968.99	0.00	0.00	5,978,551.71	4,178,582.72	1,799,968.99	0.00	0.00	5,978,551.71	162,781,448.29	0.00	0.00
MOOE		168,760,000.00	0.00	168,760,000.00	4,178,582.72	1,799,968.99	0.00	0.00	5,978,551.71	4,178,582.72	1,799,968.99	0.00	0.00	5,978,551.71	162,781,448.29	0.00	0.00
<b>Sub-Total, Operations</b>		<b>168,760,000.00</b>	<b>0.00</b>	<b>168,760,000.00</b>	<b>4,178,582.72</b>	<b>1,799,968.99</b>	<b>0.00</b>	<b>0.00</b>	<b>5,978,551.71</b>	<b>4,178,582.72</b>	<b>1,799,968.99</b>	<b>0.00</b>	<b>0.00</b>	<b>5,978,551.71</b>	<b>162,781,448.29</b>	<b>0.00</b>	<b>0.00</b>
PS		0.00	0.00	0.00	0.00	0.00	0.00	0.00	0.00	0.00	0.00	0.00	0.00	0.00	0.00	0.00	0.00
MOOE		168,760,000.00	0.00	168,760,000.00	4,178,582.72	1,799,968.99	0.00	0.00	5,978,551.71	4,178,582.72	1,799,968.99	0.00	0.00	5,978,551.71	162,781,448.29	0.00	0.00
FinEx (if Applicable)		0.00	0.00	0.00	0.00	0.00	0.00	0.00	0.00	0.00	0.00	0.00	0.00	0.00	0.00	0.00	0.00
CO		0.00	0.00	0.00	0.00	0.00	0.00	0.00	0.00	0.00	0.00	0.00	0.00	0.00	0.00	0.00	0.00
<b>GRAND TOTAL</b>		<b>168,760,000.00</b>	<b>0.00</b>	<b>168,760,000.00</b>	<b>4,178,582.72</b>	<b>1,799,968.99</b>	<b>0.00</b>	<b>0.00</b>	<b>5,978,551.71</b>	<b>4,178,582.72</b>	<b>1,799,968.99</b>	<b>0.00</b>	<b>0.00</b>	<b>5,978,551.71</b>	<b>162,781,448.29</b>	<b>0.00</b>	<b>0.00</b>
PS		0.00	0.00	0.00	0.00	0.00	0.00	0.00	0.00	0.00	0.00	0.00	0.00	0.00	0.00	0.00	0.00
MOOE		168,760,000.00	0.00	168,760,000.00	4,178,582.72	1,799,968.99	0.00	0.00	5,978,551.71	4,178,582.72	1,799,968.99	0.00	0.00	5,978,551.71	162,781,448.29	0.00	0.00
FinEx (if Applicable)		0.00	0.00	0.00	0.00	0.00	0.00	0.00	0.00	0.00	0.00	0.00	0.00	0.00	0.00	0.00	0.00
CO		0.00	0.00	0.00	0.00	0.00	0.00	0.00	0.00	0.00	0.00	0.00	0.00	0.00	0.00	0.00	0.00

Prepared by:



JO ANN T. MENDOZA  
 Accountant IV / OIC-Chief, Finance Division  
 Date: July 25, 2023 12:10 PM

Recommending Approval:



CATALINA R. CARAAN  
 Director IV  
 Date: July 25, 2023 12:41 PM

Approved By:



ELEAZAR E. RICOTE  
 Deputy Executive Director  
 Date: July 25, 2023 03:22 PM

**SUMMARY OF APPROVED BUDGET, UTILIZATIONS, DISBURSEMENTS AND BALANCES BY OBJECT OF EXPENDITURES**

**(For Off-Budgetary Funds)**

**As at the Quarter Ending June 30, 2023**

Department : National Economic and Development Authority (NEDA)

Agency/Entity : Public-Private Partnership Center of the Philippines

Operating Unit : < not applicable >


Organization Code (UACS) : 24 005 0000000

Fund Cluster : 06 - Business Related Funds


(e.g. UACS Fund Cluster: 05-Internally Generated Funds and 06-Business Related Funds)

Particulars	UACS CODE	Approved Budget			Utilizations					Disbursements					Balances		
		Approved Budgeted Revenue	Adjustments (Reductions, Modifications/ Augmentations)	Adjusted Budgeted Revenue	1st Quarter Ending March 31	2nd Quarter Ending June 30	3rd Quarter Ending September 30	4th Quarter Ending December 31	Total	1st Quarter Ending March 31	2nd Quarter Ending June 30	3rd Quarter Ending September 30	4th Quarter Ending December 31	Total	Unutilized Budget	Unpaid Obligations (10-15)=(17+18)	
																Due and Demandable	Not Yet Due and Demandable
1	2	3	4	5=[(3+(-)4)]	6	7	8	9	10=(6+7+8+9)	11	12	13	14	15=(11+12+13+14)	16=(5-10)	17	18
<b>SUMMARY</b>																	
<b>A. AGENCY SPECIFIC BUDGET</b>																	
Maintenance and Other Operating Expenses		168,760,000.00	0.00	168,760,000.00	4,178,582.72	1,799,968.99	0.00	0.00	5,978,551.71	4,178,582.72	1,799,968.99	0.00	0.00	5,978,551.71	162,781,448.29	0.00	0.00
Professional Services	5021100000	168,760,000.00	0.00	168,760,000.00	4,178,582.72	1,799,968.99	0.00	0.00	5,978,551.71	4,178,582.72	1,799,968.99	0.00	0.00	5,978,551.71	162,781,448.29	0.00	0.00
Consultancy Services	5021103000	168,760,000.00	0.00	168,760,000.00	4,178,582.72	1,799,968.99	0.00	0.00	5,978,551.71	4,178,582.72	1,799,968.99	0.00	0.00	5,978,551.71	162,781,448.29	0.00	0.00
Consultancy Services	5021103002	168,760,000.00	0.00	168,760,000.00	4,178,582.72	1,799,968.99	0.00	0.00	5,978,551.71	4,178,582.72	1,799,968.99	0.00	0.00	5,978,551.71	162,781,448.29	0.00	0.00
<b>GRAND TOTAL</b>		<b>168,760,000.00</b>	<b>0.00</b>	<b>168,760,000.00</b>	<b>4,178,582.72</b>	<b>1,799,968.99</b>	<b>0.00</b>	<b>0.00</b>	<b>5,978,551.71</b>	<b>4,178,582.72</b>	<b>1,799,968.99</b>	<b>0.00</b>	<b>0.00</b>	<b>5,978,551.71</b>	<b>162,781,448.29</b>	<b>0.00</b>	<b>0.00</b>

Prepared by:

  
 JO ANTONIO MENDOZA  
 Accountant IV, OIC Chief - Finance Division  
 Date: July 25, 2023 12:11 PM

Recommending Approval By:

  
 CATALINA R. CARAAN  
 Director IV, Administrative Service  
 Date: July 25, 2023 12:42 PM

Approved By:

  
 ELIAZAR E. RICOTE  
 Deputy Executive Director  
 Date: July 25, 2023 01:02 PM

MONTHLY REPORT OF DISBURSEMENTS
For the month of April 2023

Department : National Economic and Development Authority (NEDA)
Agency/Entity : Public-Private Partnership Center of the Philippines
Operating Unit : < not applicable >
Organization Code (UACS) : 24 005 0000000
Fund Cluster : 01 - Regular Agency Fund

Main table with columns for Particulars, Current Year Budget (PS, MOOE, FinEx, CO, TOTAL), Prior Year's Budget, Current Year's Accounts Payable, SUB-TOTAL, Trust Liabilities, Grand Total, and Remarks.

SUMMARY

Summary table with columns: Particulars (1), Previous Report (2), This Month (3), As at Date (4). Rows include Total Disbursement Authorities Received, NCA, NTA, Working Fund, TRA, CDC, NCA, Less: Notice of Transfer of Allocations (NTA) issued, Total Disbursement Authorities Available, Less: Lapsed NCA, Disbursements, Less: Other Non-Cash Disbursements, Disbursements effected through outright deductions from claims, Overpayment of expenses, Restitution for loss of government property, Liquidated damages, Others (e.g. TEF, BTr, Docs Stamp, etc.), Add/Less: Adjustments, Balance of Disbursement Authorities as at date, Total Disbursements Program, Less: Actual Disbursements, (Over)/Under spending.

Notes: \* The use of NTA is discouraged
Notes: \*\* Amounts should tally with the grand total disbursement (column 27).

Certified Correct:
JO ANNE MENDOZA
Accountant IV, OIC Chief - Finance Division
Date: May 11, 2023 02:23 PM

Recommending Approval:
CATALINA R. CARAAN
Director IV, Admin. Service
Date: May 11, 2023 02:26 PM

Approved By:
ELEAZAR E. RICOTE
Deputy Executive Director
Date: May 11, 2023 02:30 PM

MONTHLY REPORT OF DISBURSEMENTS  
For the month of May 2023

Department : National Economic and Development Authority (NEDA)  
Agency/Entity : Public-Private Partnership Center of the Philippines  
Operating Unit : < not applicable >  
Organization Code (UACS) : 24 005 0000000  
Fund Cluster : 01 - Regular Agency Fund

Main financial table with columns: Particulars, Current Year Budget (PS, MOOE, FinEx, CO, TOTAL), Prior Year's Budget (PS, MOOE, FinEx, CO, Sub-Total, TOTAL), Current Year's Accounts Payable (PS, MOOE, FinEx, CO, Sub-Total, TOTAL), SUB-TOTAL, Trust Liabilities (PS, MOOE, CO, TOTAL), Grand Total (PS, MOOE, FinEx, CO, TOTAL), Remarks.

SUMMARY

Summary table with columns: Particulars (1), Previous Report (2), This Month (3), As at Date (4). Rows include Total Disbursement Authorities Received, NCA, NTA, Working Fund, TRA, CDC, NCAA, Less: Notice of Transfer of Allocations (NTA) issued, Total Disbursement Authorities Available, Less: Lapsed NCA, Disbursements, Less: Other Non-Cash Disbursements, Disbursements effected through outright deductions from claims, Overpayment of expenses (e.g. personnel benefits), Restitution for loss of government property, Liquidated damages and similar claims, Others (e.g. TEF, BTr, Docs Stamp, etc.), Add/Less: Adjustments (e.g. cancelled/staled checks), Balance of Disbursement Authorities as at date, Total Disbursements Program, Less: Actual Disbursements, (Over)/Under spending.

Notes: \* The use of NTA is discouraged  
Notes: \*\* Amounts should tally with the grand total disbursement (column 27).

Certified Correct:  
*JO ANNY T. MENBOZA*  
Accountant IV, OIC Chief - Finance Division  
Date:

Recommending Approval:  
*CATALINA R. CARAAN*  
Director IV, Admin. Service  
Date:

Approved By:  
*ELEAZAR E. RICOTE*  
Deputy Executive Director  
Date:

Type text here



MONTHLY REPORT OF DISBURSEMENTS
For the month of June 2023

Department : National Economic and Development Authority (NEDA)
Agency/Entity : Public-Private Partnership Center of the Philippines
Operating Unit : < not applicable >
Organization Code (UACS) : 24 005 0000000
Fund Cluster : 01 - Regular Agency Fund

Main financial table with columns for Particulars, Current Year Budget, Prior Year's Budget, Current Year's Accounts Payable, SUB-TOTAL, Trust Liabilities, Grand Total, and Remarks. Includes rows for CASH DISBURSEMENTS, NON-CASH DISBURSEMENTS, and GRAND TOTAL.

SUMMARY

Summary table with columns: Particulars (1), Previous Report (2), This Month (3), As at Date (4). Lists various disbursement categories and their respective values.

Notes: \* The use of NTA is discouraged
Notes: \*\* Amounts should tally with the grand total disbursement (column 27).

Certified Correct:
JO ANNY MENDOZA
Accountant IV, OIC Chief - Finance Division
Date:

Recommending Approval:
CATALINA R. CARAAN
Director IV, Admin. Service
Date:

Approved By:
ELEAZAR E. RICOTE
Deputy Executive Director
Date:


QUARTERLY REPORT OF REVENUE AND OTHER RECEIPTS

As at the Quarter Ending June 30, 2023


Department : National Economic and Development Authority (NEDA)  
 Agency/Entity : Public-Private Partnership Center of the Philippines  
 Operating Unit : < not applicable >  
 Organization Code (UACS) : 24 005 0000000  
 Fund Cluster : 01 - Regular Agency Fund

Classification/Sources of Revenue and Other Receipts	UACS CODE	REVENUE TARGET (Annual) per BESF	Actual Revenue and Other Receipts Collections					Cumulative Remittance/Deposits to Date			Variance		Remarks
			1st Quarter Ending March 31	2nd Quarter Ending June 30	3rd Quarter Ending September 30	4th Quarter Ending December 31	Total	Remittance to BTr	Deposited with AGDB	Total	Amount	%	
1	2	3	4	5	6	7	8=(4+5+6+7)	9	10	11=(9+10)	12=(8-3)	13=(12/3)	14
<b>Regular Agency Fund</b>		<b>0.00</b>	<b>226,256.01</b>	<b>96,313.79</b>	<b>0.00</b>	<b>0.00</b>	<b>322,569.80</b>	<b>284,232.01</b>	<b>10,000.00</b>	<b>294,232.01</b>	<b>322,569.80</b>	<b>0 %</b>	
Revenue Collections		0.00	39,084.36	0.00	0.00	0.00	39,084.36	19,542.18	0.00	19,542.18	39,084.36	0 %	
Cash Receipts		0.00	39,084.36	0.00	0.00	0.00	39,084.36	19,542.18	0.00	19,542.18	39,084.36	0 %	
Non-Tax		0.00	19,542.18	0.00	0.00	0.00	19,542.18	19,542.18	0.00	19,542.18	19,542.18	0 %	
Miscellaneous Income	4060999000	0.00	19,542.18	0.00	0.00	0.00	19,542.18	19,542.18	0.00	19,542.18	19,542.18	0 %	
Not Applicable		0.00	19,542.18	0.00	0.00	0.00	19,542.18	0.00	0.00	0.00	19,542.18	0 %	
Miscellaneous Income	4060999000	0.00	19,542.18	0.00	0.00	0.00	19,542.18	0.00	0.00	0.00	19,542.18	0 %	
Non-Revenue Collections/Other Receipts		0.00	187,171.65	96,313.79	0.00	0.00	283,485.44	264,689.83	10,000.00	274,689.83	283,485.44	0 %	
Cash Receipts		0.00	187,171.65	96,313.79	0.00	0.00	283,485.44	264,689.83	10,000.00	274,689.83	283,485.44	0 %	
Non-Tax		0.00	0.00	65,518.18	0.00	0.00	65,518.18	55,518.18	10,000.00	65,518.18	65,518.18	0 %	
Other Business Income	4020299099	0.00	0.00	10,000.00	0.00	0.00	10,000.00	0.00	10,000.00	10,000.00	10,000.00	0 %	
Miscellaneous Income	4060999000	0.00	0.00	55,518.18	0.00	0.00	55,518.18	55,518.18	0.00	55,518.18	55,518.18	0 %	
Others		0.00	187,171.65	30,795.61	0.00	0.00	217,967.26	209,171.65	0.00	209,171.65	217,967.26	0 %	
Receivables - Disallowances/Charges	1030501000	0.00	152,153.00	20,500.00	0.00	0.00	172,653.00	172,653.00	0.00	172,653.00	172,653.00	0 %	
Due from Officers and Employees	1030502000	0.00	0.00	1,500.00	0.00	0.00	1,500.00	1,500.00	0.00	1,500.00	1,500.00	0 %	
Advances for Special Disbursing Officer	1990103000	0.00	35,018.65	8,795.61	0.00	0.00	43,814.26	35,018.65	0.00	35,018.65	43,814.26	0 %	
<b>GRAND TOTAL</b>		<b>0.00</b>	<b>226,256.01</b>	<b>96,313.79</b>	<b>0.00</b>	<b>0.00</b>	<b>322,569.80</b>	<b>284,232.01</b>	<b>10,000.00</b>	<b>294,232.01</b>	<b>322,569.80</b>	<b>0 %</b>	


Certified Correct:

  
 JO ANN M. MENDOZA  
 Accountant IV, OIC Chief - Finance Division  
 Date: July 21, 2023 12:03 PM

Recommending Approval By:

  
 CATALINA R. CARAAN  
 Director IV, Administrative Service  
 Date: July 25, 2023 12:28 PM

Approved By:

  
 ELEAZAR E. RICOTE  
 Deputy Executive Director  
 Date: July 25, 2023 01:04 PM