

STATEMENT OF APPROPRIATIONS, ALLOTMENTS, OBLIGATIONS, DISBURSEMENTS AND BALANCES

As at the Quarter Ending March 31, 2023

Department : National Economic and Development Authority (NEDA)
 Agency/Entity : Public-Private Partnership Center of the Philippines
 Operating Unit : < not applicable >
 Organization Code (UACS) : 24 005 0000000
 Fund Cluster : 01 Regular Agency Fund

X	Current Year Appropriations
	Supplemental Appropriations
	Continuing Appropriations


(e.g. UACS Fund Cluster: 01-Regular Agency Fund, 02-Foreign Assisted Projects Fund, 03-Special Account-Locally Funded/Domestic Grants Fund, and 04-Special Account-Foreign Assisted/Foreign Grants Fund)


Particulars	UACS CODE	Appropriations			Allotments			Current Year Obligations					Current Year Disbursements				Balances						
		Authorized Appropriations	Adjustments (Transfer To/From, Modifications/ Augmentations)	Adjusted Appropriations	Allotments Received	Adjustments (Reductions, Modifications/ Augmentations)	Transfer To	Transfer From	Adjusted Total Allotments	1st Quarter Ending March 31	2nd Quarter Ending June 30	3rd Quarter Ending September 30	4th Quarter Ending December 31	TOTAL	1st Quarter Ending March 31	2nd Quarter Ending June 30	3rd Quarter Ending September 30	4th Quarter Ending December 31	TOTAL	Unreleased Appropriations	Unobligated Allotments	Unpaid Obligations(15-20)=(23+24)	
																						Due and Demandable	Not Yet Due and Demandable
1	2	3	4	5=(3+4)	6	7	8	9	10=[(6+(-)7)-8+9]	11	12	13	14	15=(11+12+13+14)	16	17	18	19	20=(16+17+18+19)	21	22	23	24
I. Agency Specific Budget		198,010,000.00	0.00	198,010,000.00	198,010,000.00	0.00	0.00	0.00	198,010,000.00	38,041,629.33	0.00	0.00	0.00	38,041,629.33	34,747,087.10	0.00	0.00	0.00	34,747,087.10	0.00	159,968,370.67	2,508,847.26	785,694.97
General Administration and Support	1000000000000000	95,084,000.00	0.00	95,084,000.00	95,084,000.00	0.00	0.00	0.00	95,084,000.00	18,967,060.72	0.00	0.00	0.00	18,967,060.72	16,997,034.81	0.00	0.00	0.00	16,997,034.81	0.00	76,116,939.28	1,970,025.91	0.00
General management and supervision	100000100001000	95,084,000.00	0.00	95,084,000.00	95,084,000.00	0.00	0.00	0.00	95,084,000.00	18,967,060.72	0.00	0.00	0.00	18,967,060.72	16,997,034.81	0.00	0.00	0.00	16,997,034.81	0.00	76,116,939.28	1,970,025.91	0.00
PS		35,642,000.00	0.00	35,642,000.00	35,642,000.00	0.00	0.00	0.00	35,642,000.00	6,444,963.85	0.00	0.00	0.00	6,444,963.85	6,421,419.51	0.00	0.00	0.00	6,421,419.51	0.00	29,197,036.15	23,544.34	0.00
MOOE		59,442,000.00	0.00	59,442,000.00	59,442,000.00	0.00	0.00	0.00	59,442,000.00	12,522,096.87	0.00	0.00	0.00	12,522,096.87	10,575,615.30	0.00	0.00	0.00	10,575,615.30	0.00	46,919,903.13	1,946,481.57	0.00
Sub-Total, General Administration and Support		95,084,000.00	0.00	95,084,000.00	95,084,000.00	0.00	0.00	0.00	95,084,000.00	18,967,060.72	0.00	0.00	0.00	18,967,060.72	16,997,034.81	0.00	0.00	0.00	16,997,034.81	0.00	76,116,939.28	1,970,025.91	0.00
PS		35,642,000.00	0.00	35,642,000.00	35,642,000.00	0.00	0.00	0.00	35,642,000.00	6,444,963.85	0.00	0.00	0.00	6,444,963.85	6,421,419.51	0.00	0.00	0.00	6,421,419.51	0.00	29,197,036.15	23,544.34	0.00
MOOE		59,442,000.00	0.00	59,442,000.00	59,442,000.00	0.00	0.00	0.00	59,442,000.00	12,522,096.87	0.00	0.00	0.00	12,522,096.87	10,575,615.30	0.00	0.00	0.00	10,575,615.30	0.00	46,919,903.13	1,946,481.57	0.00
FinEx (if Applicable)		0.00	0.00	0.00	0.00	0.00	0.00	0.00	0.00	0.00	0.00	0.00	0.00	0.00	0.00	0.00	0.00	0.00	0.00	0.00	0.00	0.00	0.00
CO		0.00	0.00	0.00	0.00	0.00	0.00	0.00	0.00	0.00	0.00	0.00	0.00	0.00	0.00	0.00	0.00	0.00	0.00	0.00	0.00	0.00	0.00
Operations	3000000000000000	102,926,000.00	0.00	102,926,000.00	102,926,000.00	0.00	0.00	0.00	102,926,000.00	19,074,568.61	0.00	0.00	0.00	19,074,568.61	17,750,052.29	0.00	0.00	0.00	17,750,052.29	0.00	83,851,431.39	538,821.35	785,694.97
OO : Greater private sector participation thru Public-Private Partnership to accelerate provision of safe, efficient, reliable and sustainable infrastructure and development projects		102,926,000.00	0.00	102,926,000.00	102,926,000.00	0.00	0.00	0.00	102,926,000.00	19,074,568.61	0.00	0.00	0.00	19,074,568.61	17,750,052.29	0.00	0.00	0.00	17,750,052.29	0.00	83,851,431.39	538,821.35	785,694.97
PUBLIC-PRIVATE PARTNERSHIP MANAGEMENT PROGRAM		102,926,000.00	0.00	102,926,000.00	102,926,000.00	0.00	0.00	0.00	102,926,000.00	19,074,568.61	0.00	0.00	0.00	19,074,568.61	17,750,052.29	0.00	0.00	0.00	17,750,052.29	0.00	83,851,431.39	538,821.35	785,694.97
Project Development and Advisory Assistance	310100100001000	16,263,000.00	0.00	16,263,000.00	16,263,000.00	0.00	0.00	0.00	16,263,000.00	5,153,790.97	0.00	0.00	0.00	5,153,790.97	5,009,381.44	0.00	0.00	0.00	5,009,381.44	0.00	11,109,209.03	144,409.53	0.00
PS		15,313,000.00	0.00	15,313,000.00	15,313,000.00	0.00	0.00	0.00	15,313,000.00	4,743,393.72	0.00	0.00	0.00	4,743,393.72	4,743,273.61	0.00	0.00	0.00	4,743,273.61	0.00	10,569,606.28	120.11	0.00
MOOE		950,000.00	0.00	950,000.00	950,000.00	0.00	0.00	0.00	950,000.00	410,397.25	0.00	0.00	0.00	410,397.25	266,107.83	0.00	0.00	0.00	266,107.83	0.00	539,602.75	144,289.42	0.00
Management and Administration of the Project Development and Monitoring Facility (PDMF) Funds	310100100002000	11,546,000.00	0.00	11,546,000.00	11,546,000.00	0.00	0.00	0.00	11,546,000.00	3,521,717.20	0.00	0.00	0.00	3,521,717.20	3,487,557.20	0.00	0.00	0.00	3,487,557.20	0.00	8,024,282.80	34,160.00	0.00
PS		11,104,000.00	0.00	11,104,000.00	11,104,000.00	0.00	0.00	0.00	11,104,000.00	3,421,885.79	0.00	0.00	0.00	3,421,885.79	3,401,885.79	0.00	0.00	0.00	3,401,885.79	0.00	7,682,114.21	20,000.00	0.00
MOOE		442,000.00	0.00	442,000.00	442,000.00	0.00	0.00	0.00	442,000.00	99,831.41	0.00	0.00	0.00	99,831.41	85,671.41	0.00	0.00	0.00	85,671.41	0.00	342,168.59	14,160.00	0.00
Public-Private Partnership Policy Formulation and Advocacy, and Project Monitoring and Evaluation	310100100003000	26,489,000.00	0.00	26,489,000.00	26,489,000.00	0.00	0.00	0.00	26,489,000.00	3,610,817.75	0.00	0.00	0.00	3,610,817.75	3,513,429.93	0.00	0.00	0.00	3,513,429.93	0.00	22,878,182.25	97,387.82	0.00
PS		24,889,000.00	0.00	24,889,000.00	24,889,000.00	0.00	0.00	0.00	24,889,000.00	3,385,683.36	0.00	0.00	0.00	3,385,683.36	3,354,346.82	0.00	0.00	0.00	3,354,346.82	0.00	21,503,316.64	31,336.54	0.00
MOOE		1,600,000.00	0.00	1,600,000.00	1,600,000.00	0.00	0.00	0.00	1,600,000.00	225,134.39	0.00	0.00	0.00	225,134.39	159,083.11	0.00	0.00	0.00	159,083.11	0.00	1,374,865.61	66,051.28	0.00
Provision of Capacity Building, Knowledge Management Services, Legal Services and ICT Services	310100100004000	48,628,000.00	0.00	48,628,000.00	48,628,000.00	0.00	0.00	0.00	48,628,000.00	6,788,242.69	0.00	0.00	0.00	6,788,242.69	5,739,683.72	0.00	0.00	0.00	5,739,683.72	0.00	41,839,757.31	262,864.00	785,694.97
PS		33,219,000.00	0.00	33,219,000.00	33,219,000.00	0.00	0.00	0.00	33,219,000.00	5,577,757.28	0.00	0.00	0.00	5,577,757.28	5,549,757.28	0.00	0.00	0.00	5,549,757.28	0.00	27,641,242.72	28,000.00	0.00
MOOE		15,409,000.00	0.00	15,409,000.00	15,409,000.00	0.00	0.00	0.00	15,409,000.00	1,210,485.41	0.00	0.00	0.00	1,210,485.41	189,926.44	0.00	0.00	0.00	189,926.44	0.00	14,198,514.59	234,864.00	785,694.97

Department : National Economic and Development Authority (NEDA)
Agency/Entity : Public-Private Partnership Center of the Philippines
Operating Unit : < not applicable >
Organization Code (UACS) : 24 005 000000
Fund Cluster : 01 Regular Agency Fund
 (e.g. UACS Fund Cluster: 01-Regular Agency Fund, 02-Foreign Assisted Projects Fund, 03-Special Account-Locally Funded/Domestic Grants Fund, and 04-Special Account-Foreign Assisted/Foreign Grants Fund)

X	Current Year Appropriations Supplemental Appropriations Continuing Appropriations

Particulars	UACS CODE	Appropriations			Allotments					Current Year Obligations					Current Year Disbursements					Balances			
		Authorized Appropriations	Adjustments (Transfer To/From, Modifications/Augmentations)	Adjusted Appropriations	Allotments Received	Adjustments (Reductions, Modifications/Augmentations)	Transfer To	Transfer From	Adjusted Total Allotments	1st Quarter Ending March 31	2nd Quarter Ending June 30	3rd Quarter Ending September 30	4th Quarter Ending December 31	TOTAL	1st Quarter Ending March 31	2nd Quarter Ending June 30	3rd Quarter Ending September 30	4th Quarter Ending December 31	TOTAL	Unreleased Appropriations	Unobligated Allotments	Unpaid Obligations(15-20)=(23+24)	
																						Due and Demandable	Not Yet Due and Demandable
1	2	3	4	5=(3+4)	6	7	8	9	10=[(6+(-)7)-8+9]	11	12	13	14	15=(11+12+13+14)	16	17	18	19	20=(16+17+18+19)	21	22	23	24
Sub-Total, Operations		102,926,000.00	0.00	102,926,000.00	102,926,000.00	0.00	0.00	0.00	102,926,000.00	19,074,568.61	0.00	0.00	0.00	19,074,568.61	17,750,052.29	0.00	0.00	0.00	17,750,052.29	0.00	83,851,431.39	538,821.35	785,694.97
PS		84,525,000.00	0.00	84,525,000.00	84,525,000.00	0.00	0.00	0.00	84,525,000.00	17,128,720.15	0.00	0.00	0.00	17,128,720.15	17,049,263.50	0.00	0.00	0.00	17,049,263.50	0.00	67,396,279.85	79,456.65	0.00
MOOE		18,401,000.00	0.00	18,401,000.00	18,401,000.00	0.00	0.00	0.00	18,401,000.00	1,945,848.46	0.00	0.00	0.00	1,945,848.46	700,788.79	0.00	0.00	0.00	700,788.79	0.00	16,455,151.54	459,364.70	785,694.97
FinEx (if Applicable)		0.00	0.00	0.00	0.00	0.00	0.00	0.00	0.00	0.00	0.00	0.00	0.00	0.00	0.00	0.00	0.00	0.00	0.00	0.00	0.00	0.00	0.00
CO		0.00	0.00	0.00	0.00	0.00	0.00	0.00	0.00	0.00	0.00	0.00	0.00	0.00	0.00	0.00	0.00	0.00	0.00	0.00	0.00	0.00	0.00
Sub-Total, I. Agency Specific Budget		198,010,000.00	0.00	198,010,000.00	198,010,000.00	0.00	0.00	0.00	198,010,000.00	38,041,629.33	0.00	0.00	0.00	38,041,629.33	34,747,087.10	0.00	0.00	0.00	34,747,087.10	0.00	159,968,370.67	2,508,847.26	785,694.97
PS		120,167,000.00	0.00	120,167,000.00	120,167,000.00	0.00	0.00	0.00	120,167,000.00	23,573,684.00	0.00	0.00	0.00	23,573,684.00	23,470,683.01	0.00	0.00	0.00	23,470,683.01	0.00	96,593,316.00	103,000.99	0.00
MOOE		77,843,000.00	0.00	77,843,000.00	77,843,000.00	0.00	0.00	0.00	77,843,000.00	14,467,945.33	0.00	0.00	0.00	14,467,945.33	11,276,404.09	0.00	0.00	0.00	11,276,404.09	0.00	63,375,054.67	2,405,846.27	785,694.97
FinEx (if Applicable)		0.00	0.00	0.00	0.00	0.00	0.00	0.00	0.00	0.00	0.00	0.00	0.00	0.00	0.00	0.00	0.00	0.00	0.00	0.00	0.00	0.00	0.00
CO		0.00	0.00	0.00	0.00	0.00	0.00	0.00	0.00	0.00	0.00	0.00	0.00	0.00	0.00	0.00	0.00	0.00	0.00	0.00	0.00	0.00	0.00
II. Automatic Appropriations		11,166,000.00	0.00	11,166,000.00	11,166,000.00	0.00	0.00	0.00	11,166,000.00	1,680,807.05	0.00	0.00	0.00	1,680,807.05	1,680,807.05	0.00	0.00	0.00	1,680,807.05	0.00	9,485,192.95	0.00	0.00
Specific Budgets of National Government Agencies		11,166,000.00	0.00	11,166,000.00	11,166,000.00	0.00	0.00	0.00	11,166,000.00	1,680,807.05	0.00	0.00	0.00	1,680,807.05	1,680,807.05	0.00	0.00	0.00	1,680,807.05	0.00	9,485,192.95	0.00	0.00
Retirement and Life Insurance Premiums		11,166,000.00	0.00	11,166,000.00	11,166,000.00	0.00	0.00	0.00	11,166,000.00	1,680,807.05	0.00	0.00	0.00	1,680,807.05	1,680,807.05	0.00	0.00	0.00	1,680,807.05	0.00	9,485,192.95	0.00	0.00
PS		11,166,000.00	0.00	11,166,000.00	11,166,000.00	0.00	0.00	0.00	11,166,000.00	1,680,807.05	0.00	0.00	0.00	1,680,807.05	1,680,807.05	0.00	0.00	0.00	1,680,807.05	0.00	9,485,192.95	0.00	0.00
Sub-total II. Automatic Appropriations		11,166,000.00	0.00	11,166,000.00	11,166,000.00	0.00	0.00	0.00	11,166,000.00	1,680,807.05	0.00	0.00	0.00	1,680,807.05	1,680,807.05	0.00	0.00	0.00	1,680,807.05	0.00	9,485,192.95	0.00	0.00
PS		11,166,000.00	0.00	11,166,000.00	11,166,000.00	0.00	0.00	0.00	11,166,000.00	1,680,807.05	0.00	0.00	0.00	1,680,807.05	1,680,807.05	0.00	0.00	0.00	1,680,807.05	0.00	9,485,192.95	0.00	0.00
MOOE		0.00	0.00	0.00	0.00	0.00	0.00	0.00	0.00	0.00	0.00	0.00	0.00	0.00	0.00	0.00	0.00	0.00	0.00	0.00	0.00	0.00	0.00
FinEx		0.00	0.00	0.00	0.00	0.00	0.00	0.00	0.00	0.00	0.00	0.00	0.00	0.00	0.00	0.00	0.00	0.00	0.00	0.00	0.00	0.00	0.00
CO		0.00	0.00	0.00	0.00	0.00	0.00	0.00	0.00	0.00	0.00	0.00	0.00	0.00	0.00	0.00	0.00	0.00	0.00	0.00	0.00	0.00	0.00
III. Special Purpose Fund		0.00	4,813,277.00	4,813,277.00	0.00	4,813,277.00	0.00	0.00	4,813,277.00	4,813,276.67	0.00	0.00	0.00	4,813,276.67	0.00	0.00	0.00	0.00	0.00	0.00	0.33	0.00	4,813,276.67
Miscellaneous Personnel Benefits Fund		0.00	4,813,277.00	4,813,277.00	0.00	4,813,277.00	0.00	0.00	4,813,277.00	4,813,276.67	0.00	0.00	0.00	4,813,276.67	0.00	0.00	0.00	0.00	0.00	0.00	0.33	0.00	4,813,276.67
PS		0.00	4,813,277.00	4,813,277.00	0.00	4,813,277.00	0.00	0.00	4,813,277.00	4,813,276.67	0.00	0.00	0.00	4,813,276.67	0.00	0.00	0.00	0.00	0.00	0.00	0.33	0.00	4,813,276.67
Sub-Total III. Special Purpose Fund		0.00	4,813,277.00	4,813,277.00	0.00	4,813,277.00	0.00	0.00	4,813,277.00	4,813,276.67	0.00	0.00	0.00	4,813,276.67	0.00	0.00	0.00	0.00	0.00	0.00	0.33	0.00	4,813,276.67
PS		0.00	4,813,277.00	4,813,277.00	0.00	4,813,277.00	0.00	0.00	4,813,277.00	4,813,276.67	0.00	0.00	0.00	4,813,276.67	0.00	0.00	0.00	0.00	0.00	0.00	0.33	0.00	4,813,276.67
MOOE		0.00	0.00	0.00	0.00	0.00	0.00	0.00	0.00	0.00	0.00	0.00	0.00	0.00	0.00	0.00	0.00	0.00	0.00	0.00	0.00	0.00	0.00
FinEx		0.00	0.00	0.00	0.00	0.00	0.00	0.00	0.00	0.00	0.00	0.00	0.00	0.00	0.00	0.00	0.00	0.00	0.00	0.00	0.00	0.00	0.00
CO		0.00	0.00	0.00	0.00	0.00	0.00	0.00	0.00	0.00	0.00	0.00	0.00	0.00	0.00	0.00	0.00	0.00	0.00	0.00	0.00	0.00	0.00
IV. Reversion of the Unobligated Allotments charged against R.A. Nos. 11465 and 11494		0.00	0.00	0.00	0.00	0.00	0.00	0.00	0.00	0.00	0.00	0.00	0.00	0.00	0.00	0.00	0.00	0.00	0.00	0.00	0.00	0.00	0.00
GRAND TOTAL		209,176,000.00	4,813,277.00	213,989,277.00	209,176,000.00	4,813,277.00	0.00	0.00	213,989,277.00	44,535,713.05	0.00	0.00	0.00	44,535,713.05	36,427,894.15	0.00	0.00	0.00	36,427,894.15	0.00	169,453,563.95	2,508,847.26	5,598,971.64
PS		131,333,000.00	4,813,277.00	136,146,277.00	131,333,000.00	4,813,277.00	0.00	0.00	136,146,277.00	30,067,767.72	0.00	0.00	0.00	30,067,767.72	25,151,490.06	0.00	0.00	0.00	25,151,490.06	0.00	106,078,509.28	103,000.99	4,813,276.67
MOOE		77,843,000.00	0.00	77,843,000.00	77,843,000.00	0.00	0.00	0.00	77,843,000.00	14,467,945.33	0.00	0.00	0.00	14,467,945.33	11,276,404.09	0.00	0.00	0.00	11,276,404.09	0.00	63,375,054.67	2,405,846.27	785,694.97
Recapitulation by OO:																							
I. Agency Specific Budget		102,926,000.00	0.00	102,926,000.00	102,926,000.00	0.00	0.00	0.00	102,926,000.00	19,074,568.61	0.00	0.00	0.00	19,074,568.61	17,750,052.29	0.00	0.00	0.00	17,750,052.29	0.00	83,851,431.39	538,821.35	785,694.97
PUBLIC-PRIVATE PARTNERSHIP MANAGEMENT PROGRAM		102,926,000.00	0.00	102,926,000.00	102,926,000.00	0.00	0.00	0.00	102,926,000.00	19,074,568.61	0.00	0.00	0.00	19,074,568.61	17,750,052.29	0.00	0.00	0.00	17,750,052.29	0.00	83,851,431.39	538,821.35	785,694.97

Prepared By: 
MARY ROAN S. SAN DIEGO
Budget Officer III
Date: 2023-04-19 11:00:55

Certified Correct: 
JO ANN T. MENDOZA
Accountant IV
Date: 2023-04-19 11:00:55

Recommending Approval: 
CATALINA R. CARAAN
Chief Administrative Officer
Date: 2023-04-24 09:50:24

Approved By: 
ELEAZAR E. RICOTE
Deputy Executive Director
Date: 2023-04-24 16:02:26

STATEMENT OF APPROPRIATIONS, ALLOTMENTS, OBLIGATIONS, DISBURSEMENTS AND BALANCES

As at the Quarter Ending March 31, 2023

Department : National Economic and Development Authority (NEDA)
 Agency/Entity : Public-Private Partnership Center of the Philippines
 Operating Unit : < not applicable >
 Organization Code (UACS) : 24 005 0000000
 Fund Cluster : 01 Regular Agency Fund
 (e.g. UACS Fund Cluster: 01-Regular Agency Fund, 02-Foreign Assisted Projects Fund, 03-Special Account-Locally Funded/Domestic Grants Fund, and 04-Special Account-Foreign Assisted/Foreign Grants Fund)

	Current Year Appropriations
	Supplemental Appropriations
X	Continuing Appropriations

Particulars	UACS CODE	Appropriations			Allotments			Current Year Obligations					Current Year Disbursements					Balances					
		Authorized Appropriations	Adjustments (Transfer To/From, Realignment)	Adjusted Appropriations	Allotments Received	Adjustments (Withdrawal, Realignment)	Transfer To	Transfer From	Adjusted Total Allotments	1st Quarter Ending March 31	2nd Quarter Ending June 30	3rd Quarter Ending September 30	4th Quarter Ending December 31	TOTAL	1st Quarter Ending March 31	2nd Quarter Ending June 30	3rd Quarter Ending September 30	4th Quarter Ending December 31	TOTAL	Unreleased Appropriations	Unobligated Allotments	Unpaid Obligations (15-20)=(23+24)	
																						Due and Demandable	Not Yet Due and Demandable
1	2	3	4	5=(3+4)	6	7	8	9	10=[(6+(-)7)-8+9]	11	12	13	14	15=(11+12+13+14)	16	17	18	19	20=(16+17+18+19)	21=(5-10)	22=(10-15)	23	24
I. Continuing Appropriations		22,070,623.20	0.00	22,070,623.20	22,070,623.20	0.00	0.00	0.00	22,070,623.20	6,285,370.85	0.00	0.00	0.00	6,285,370.85	3,446,531.37	0.00	0.00	0.00	3,446,531.37	0.00	15,785,252.35	2,838,839.48	0.00
I. Agency Specific Budget		22,070,623.20	0.00	22,070,623.20	22,070,623.20	0.00	0.00	0.00	22,070,623.20	6,285,370.85	0.00	0.00	0.00	6,285,370.85	3,446,531.37	0.00	0.00	0.00	3,446,531.37	0.00	15,785,252.35	2,838,839.48	0.00
General Administration and Support	1000000000000000	10,355,448.70	0.00	10,355,448.70	10,355,448.70	0.00	0.00	0.00	10,355,448.70	298,030.15	0.00	0.00	0.00	298,030.15	298,030.15	0.00	0.00	0.00	298,030.15	0.00	10,057,418.55	0.00	0.00
General management and supervision	100000100001000	10,355,448.70	0.00	10,355,448.70	10,355,448.70	0.00	0.00	0.00	10,355,448.70	298,030.15	0.00	0.00	0.00	298,030.15	298,030.15	0.00	0.00	0.00	298,030.15	0.00	10,057,418.55	0.00	0.00
MOOE		10,355,448.70	0.00	10,355,448.70	10,355,448.70	0.00	0.00	0.00	10,355,448.70	298,030.15	0.00	0.00	0.00	298,030.15	298,030.15	0.00	0.00	0.00	298,030.15	0.00	10,057,418.55	0.00	0.00
Sub-Total, General Administration and Support		10,355,448.70	0.00	10,355,448.70	10,355,448.70	0.00	0.00	0.00	10,355,448.70	298,030.15	0.00	0.00	0.00	298,030.15	298,030.15	0.00	0.00	0.00	298,030.15	0.00	10,057,418.55	0.00	0.00
PS		0.00	0.00	0.00	0.00	0.00	0.00	0.00	0.00	0.00	0.00	0.00	0.00	0.00	0.00	0.00	0.00	0.00	0.00	0.00	0.00	0.00	0.00
MOOE		10,355,448.70	0.00	10,355,448.70	10,355,448.70	0.00	0.00	0.00	10,355,448.70	298,030.15	0.00	0.00	0.00	298,030.15	298,030.15	0.00	0.00	0.00	298,030.15	0.00	10,057,418.55	0.00	0.00
FinEx (if Applicable)		0.00	0.00	0.00	0.00	0.00	0.00	0.00	0.00	0.00	0.00	0.00	0.00	0.00	0.00	0.00	0.00	0.00	0.00	0.00	0.00	0.00	0.00
CO		0.00	0.00	0.00	0.00	0.00	0.00	0.00	0.00	0.00	0.00	0.00	0.00	0.00	0.00	0.00	0.00	0.00	0.00	0.00	0.00	0.00	0.00
Operations	3000000000000000	11,715,174.50	0.00	11,715,174.50	11,715,174.50	0.00	0.00	0.00	11,715,174.50	5,987,340.70	0.00	0.00	0.00	5,987,340.70	3,148,501.22	0.00	0.00	0.00	3,148,501.22	0.00	5,727,833.80	2,838,839.48	0.00
OO : Greater private sector participation thru Public-Private Partnership to accelerate provision of safe, efficient, reliable and sustainable infrastructure and development projects		11,715,174.50	0.00	11,715,174.50	11,715,174.50	0.00	0.00	0.00	11,715,174.50	5,987,340.70	0.00	0.00	0.00	5,987,340.70	3,148,501.22	0.00	0.00	0.00	3,148,501.22	0.00	5,727,833.80	2,838,839.48	0.00
PUBLIC-PRIVATE PARTNERSHIP MANAGEMENT PROGRAM		11,715,174.50	0.00	11,715,174.50	11,715,174.50	0.00	0.00	0.00	11,715,174.50	5,987,340.70	0.00	0.00	0.00	5,987,340.70	3,148,501.22	0.00	0.00	0.00	3,148,501.22	0.00	5,727,833.80	2,838,839.48	0.00
Project Development and Advisory Assistance	310100100001000	382,698.25	0.00	382,698.25	382,698.25	0.00	0.00	0.00	382,698.25	0.00	0.00	0.00	0.00	0.00	0.00	0.00	0.00	0.00	0.00	0.00	382,698.25	0.00	0.00
MOOE		382,698.25	0.00	382,698.25	382,698.25	0.00	0.00	0.00	382,698.25	0.00	0.00	0.00	0.00	0.00	0.00	0.00	0.00	0.00	0.00	0.00	382,698.25	0.00	0.00
Management and Administration of the Project Development and Monitoring Facility (PDMF) Funds	310100100002000	78,141.41	0.00	78,141.41	78,141.41	0.00	0.00	0.00	78,141.41	0.00	0.00	0.00	0.00	0.00	0.00	0.00	0.00	0.00	0.00	0.00	78,141.41	0.00	0.00
MOOE		78,141.41	0.00	78,141.41	78,141.41	0.00	0.00	0.00	78,141.41	0.00	0.00	0.00	0.00	0.00	0.00	0.00	0.00	0.00	0.00	0.00	78,141.41	0.00	0.00
Public-Private Partnership Policy Formulation and Advocacy, and Project Monitoring and Evaluation	310100100003000	1,052,599.62	0.00	1,052,599.62	1,052,599.62	0.00	0.00	0.00	1,052,599.62	0.00	0.00	0.00	0.00	0.00	0.00	0.00	0.00	0.00	0.00	0.00	1,052,599.62	0.00	0.00
MOOE		1,052,599.62	0.00	1,052,599.62	1,052,599.62	0.00	0.00	0.00	1,052,599.62	0.00	0.00	0.00	0.00	0.00	0.00	0.00	0.00	0.00	0.00	0.00	1,052,599.62	0.00	0.00
Provision of Capacity Building, Knowledge Management Services, Legal Services and ICT Services	310100100004000	10,201,735.22	0.00	10,201,735.22	10,201,735.22	0.00	0.00	0.00	10,201,735.22	5,987,340.70	0.00	0.00	0.00	5,987,340.70	3,148,501.22	0.00	0.00	0.00	3,148,501.22	0.00	4,214,394.52	2,838,839.48	0.00
MOOE		7,117,740.72	0.00	7,117,740.72	7,117,740.72	0.00	0.00	0.00	7,117,740.72	3,148,501.22	0.00	0.00	0.00	3,148,501.22	3,148,501.22	0.00	0.00	0.00	3,148,501.22	0.00	3,969,239.50	0.00	0.00
CO		3,083,994.50	0.00	3,083,994.50	3,083,994.50	0.00	0.00	0.00	3,083,994.50	2,838,839.48	0.00	0.00	0.00	2,838,839.48	0.00	0.00	0.00	0.00	0.00	0.00	245,155.02	2,838,839.48	0.00
Sub-Total, Operations		11,715,174.50	0.00	11,715,174.50	11,715,174.50	0.00	0.00	0.00	11,715,174.50	5,987,340.70	0.00	0.00	0.00	5,987,340.70	3,148,501.22	0.00	0.00	0.00	3,148,501.22	0.00	5,727,833.80	2,838,839.48	0.00
PS		0.00	0.00	0.00	0.00	0.00	0.00	0.00	0.00	0.00	0.00	0.00	0.00	0.00	0.00	0.00	0.00	0.00	0.00	0.00	0.00	0.00	0.00
MOOE		8,631,180.00	0.00	8,631,180.00	8,631,180.00	0.00	0.00	0.00	8,631,180.00	3,148,501.22	0.00	0.00	0.00	3,148,501.22	3,148,501.22	0.00	0.00	0.00	3,148,501.22	0.00	5,482,678.78	0.00	0.00
FinEx (if Applicable)		0.00	0.00	0.00	0.00	0.00	0.00	0.00	0.00	0.00	0.00	0.00	0.00	0.00	0.00	0.00	0.00	0.00	0.00	0.00	0.00	0.00	0.00
CO		3,083,994.50	0.00	3,083,994.50	3,083,994.50	0.00	0.00	0.00	3,083,994.50	2,838,839.48	0.00	0.00	0.00	2,838,839.48	0.00	0.00	0.00	0.00	0.00	0.00	245,155.02	2,838,839.48	0.00

Department : National Economic and Development Authority (NEDA)
 Agency/Entity : Public-Private Partnership Center of the Philippines
 Operating Unit : < not applicable >
 Organization Code (UACS) : 24 005 0000000
 Fund Cluster : 01 Regular Agency Fund
 (e.g. UACS Fund Cluster: 01-Regular Agency Fund, 02-Foreign Assisted Projects Fund, 03-Special Account-Locally Funded/Domestic Grants Fund, and 04-Special Account-Foreign Assisted/Foreign Grants Fund)

	Current Year Appropriations
	Supplemental Appropriations
X	Continuing Appropriations

Particulars	UACS CODE	Appropriations			Allotments			Current Year Obligations					Current Year Disbursements					Balances					
		Authorized Appropriations	Adjustments (Transfer To/From, Realignment)	Adjusted Appropriations	Allotments Received	Adjustments (Withdrawal, Realignment)	Transfer To	Transfer From	Adjusted Total Allotments	1st Quarter Ending March 31	2nd Quarter Ending June 30	3rd Quarter Ending September 30	4th Quarter Ending December 31	TOTAL	1st Quarter Ending March 31	2nd Quarter Ending June 30	3rd Quarter Ending September 30	4th Quarter Ending December 31	TOTAL	Unreleased Appropriations	Unobligated Allotments	Unpaid Obligations (15-20)=(23+24)	
																						Due and Demandable	Not Yet Due and Demandable
1	2	3	4	5=(3+4)	6	7	8	9	10=[(6+(-)7)-8+9]	11	12	13	14	15=(11+12+13+14)	16	17	18	19	20=(16+17+18+19)	21=(5-10)	22=(10-15)	23	24
GRAND TOTAL		22,070,623.20	0.00	22,070,623.20	22,070,623.20	0.00	0.00	0.00	22,070,623.20	6,285,370.85	0.00	0.00	0.00	6,285,370.85	3,446,531.37	0.00	0.00	0.00	3,446,531.37	0.00	15,785,252.35	2,838,839.48	0.00
PS		0.00	0.00	0.00	0.00	0.00	0.00	0.00	0.00	0.00	0.00	0.00	0.00	0.00	0.00	0.00	0.00	0.00	0.00	0.00	0.00	0.00	0.00
MOOE		18,986,628.70	0.00	18,986,628.70	18,986,628.70	0.00	0.00	0.00	18,986,628.70	3,446,531.37	0.00	0.00	0.00	3,446,531.37	3,446,531.37	0.00	0.00	0.00	3,446,531.37	0.00	15,540,097.33	0.00	0.00
FinEx (if Applicable)		0.00	0.00	0.00	0.00	0.00	0.00	0.00	0.00	0.00	0.00	0.00	0.00	0.00	0.00	0.00	0.00	0.00	0.00	0.00	0.00	0.00	0.00
CO		3,083,994.50	0.00	3,083,994.50	3,083,994.50	0.00	0.00	0.00	3,083,994.50	2,838,839.48	0.00	0.00	0.00	2,838,839.48	0.00	0.00	0.00	0.00	0.00	0.00	245,155.02	2,838,839.48	0.00

Prepared By:
 MARY ROAN S. SAN DIEGO
 Budget Officer III
Date: 2023-04-19 11:00:55

Certified Correct:
 JO ANN T. MENDOZA
 Accountant IV
Date: 2023-04-19 11:00:55

Recommending Approval:
 CATALINA R. CARAAN
 Chief Administrative Officer
Date: 2023-04-24 09:50:24

Approved By:
 ELEAZAR E. RICOTE
 Deputy Executive Director
Date: 2023-04-24 16:02:26

SUMMARY OF APPROPRIATIONS, ALLOTMENTS, OBLIGATIONS, DISBURSEMENTS AND BALANCES BY OBJECT OF EXPENDITURES

As at the Quarter Ending March 31, 2023

Department : National Economic and Development Authority (NEDA)
 Agency : Public-Private Partnership Center of the Philippines
 Operating Unit : < not applicable >
 Organization Code (UACS) : 24 005 000000
 Fund Cluster : 01 Regular Agency Fund
 (e.g. UACS Fund Cluster: 01-Regular Agency Fund, 02-Foreign Assisted Projects Fund, 03-Special Account-Locally Funded/Domestic Grants Fund, and 04-Special Account-Foreign Assisted/Foreign Grants Fund)

X	Current Year Appropriations
	Supplemental Appropriations
	Continuing Appropriations

Particulars	UACS CODE	Appropriations			Allotments					Obligations					Disbursements					Balances			
		Authorized Appropriations	Adjustments (Transfer To/From, Modifications/Augmentations)	Adjusted Appropriations	Allotments Received	Adjustments (Reductions, Modifications/Augmentations)	Transfer To	Transfer From	Adjusted Allotments	1st Quarter Ending March 31	2nd Quarter Ending June 30	3rd Quarter Ending Sept. 30	4th Quarter Ending Dec. 31	TOTAL	1st Quarter Ending March 31	2nd Quarter Ending June 30	3rd Quarter Ending Sept. 30	4th Quarter Ending Dec. 31	TOTAL	Unreleased Appropriations	Unobligated Allotments	Unpaid Obligations (15-20)=(23+24)	
																						Due and Demandable	Not Yet Due and Demandable
1	2	3	4	5=(3+4)	6	7	8	9	10=[(6+(-)7)-8+9]	11	12	13	14	15=(11+12+13+14)	16	17	18	19	20=(16+17+18+19)	21=(5-10)	22=(10-15)	23	24
SUMMARY		209,176,000.00	4,813,277.00	213,989,277.00	209,176,000.00	4,813,277.00	0.00	0.00	213,989,277.00	39,722,436.38	0.00	0.00	0.00	39,722,436.38	36,427,894.15	0.00	0.00	0.00	36,427,894.15	0.00	174,266,840.62	2,589,950.23	704,592.00
A. AGENCY SPECIFIC BUDGET		198,010,000.00	0.00	198,010,000.00	198,010,000.00	0.00	0.00	0.00	198,010,000.00	38,041,629.33	0.00	0.00	0.00	38,041,629.33	34,747,087.10	0.00	0.00	0.00	34,747,087.10	0.00	159,968,370.67	2,589,950.23	704,592.00
Personnel Services		120,167,000.00	0.00	120,167,000.00	120,167,000.00	0.00	0.00	0.00	120,167,000.00	23,573,684.00	0.00	0.00	0.00	23,573,684.00	23,470,683.01	0.00	0.00	0.00	23,470,683.01	0.00	96,593,316.00	103,000.99	0.00
Salaries and Wages	501010000	93,052,000.00	0.00	93,052,000.00	93,052,000.00	0.00	0.00	0.00	93,052,000.00	20,958,043.20	0.00	0.00	0.00	20,958,043.20	20,936,026.66	0.00	0.00	0.00	20,936,026.66	0.00	72,093,956.80	22,016.54	0.00
Salaries and Wages - Regular	501010100	93,052,000.00	0.00	93,052,000.00	93,052,000.00	0.00	0.00	0.00	93,052,000.00	20,958,043.20	0.00	0.00	0.00	20,958,043.20	20,936,026.66	0.00	0.00	0.00	20,936,026.66	0.00	72,093,956.80	22,016.54	0.00
Basic Salary - Civilian	5010101001	93,052,000.00	0.00	93,052,000.00	93,052,000.00	0.00	0.00	0.00	93,052,000.00	20,958,043.20	0.00	0.00	0.00	20,958,043.20	20,936,026.66	0.00	0.00	0.00	20,936,026.66	0.00	72,093,956.80	22,016.54	0.00
Other Compensation	501020000	24,696,000.00	0.00	24,696,000.00	24,696,000.00	0.00	0.00	0.00	24,696,000.00	2,316,090.90	0.00	0.00	0.00	2,316,090.90	2,237,545.45	0.00	0.00	0.00	2,237,545.45	0.00	22,379,909.10	78,545.45	0.00
Personal Economic Relief Allowance (PERA)	501020100	2,880,000.00	0.00	2,880,000.00	2,880,000.00	0.00	0.00	0.00	2,880,000.00	672,090.90	0.00	0.00	0.00	672,090.90	671,545.45	0.00	0.00	0.00	671,545.45	0.00	2,207,909.10	545.45	0.00
PERA - Civilian	5010201001	2,880,000.00	0.00	2,880,000.00	2,880,000.00	0.00	0.00	0.00	2,880,000.00	672,090.90	0.00	0.00	0.00	672,090.90	671,545.45	0.00	0.00	0.00	671,545.45	0.00	2,207,909.10	545.45	0.00
Representation Allowance (RA)	501020200	2,424,000.00	0.00	2,424,000.00	2,424,000.00	0.00	0.00	0.00	2,424,000.00	546,500.00	0.00	0.00	0.00	546,500.00	507,500.00	0.00	0.00	0.00	1,877,500.00	0.00	1,877,500.00	39,000.00	0.00
Transportation Allowance (TA)	501020300	1,962,000.00	0.00	1,962,000.00	1,962,000.00	0.00	0.00	0.00	1,962,000.00	437,500.00	0.00	0.00	0.00	437,500.00	398,500.00	0.00	0.00	0.00	398,500.00	0.00	1,524,500.00	39,000.00	0.00
Transportation Allowance (TA)	5010203001	1,962,000.00	0.00	1,962,000.00	1,962,000.00	0.00	0.00	0.00	1,962,000.00	437,500.00	0.00	0.00	0.00	437,500.00	398,500.00	0.00	0.00	0.00	398,500.00	0.00	1,524,500.00	39,000.00	0.00
Clothing/Uniform Allowance	501020400	720,000.00	0.00	720,000.00	720,000.00	0.00	0.00	0.00	720,000.00	660,000.00	0.00	0.00	0.00	660,000.00	660,000.00	0.00	0.00	0.00	660,000.00	0.00	60,000.00	0.00	0.00
Clothing/Uniform Allowance - Civilian	5010204001	720,000.00	0.00	720,000.00	720,000.00	0.00	0.00	0.00	720,000.00	660,000.00	0.00	0.00	0.00	660,000.00	660,000.00	0.00	0.00	0.00	660,000.00	0.00	60,000.00	0.00	0.00
Year End Bonus	501021400	7,755,000.00	0.00	7,755,000.00	7,755,000.00	0.00	0.00	0.00	7,755,000.00	0.00	0.00	0.00	0.00	0.00	0.00	0.00	0.00	0.00	0.00	0.00	7,755,000.00	0.00	0.00
Bonus - Civilian	5010214001	7,755,000.00	0.00	7,755,000.00	7,755,000.00	0.00	0.00	0.00	7,755,000.00	0.00	0.00	0.00	0.00	0.00	0.00	0.00	0.00	0.00	0.00	0.00	7,755,000.00	0.00	0.00
Cash Gift	501021500	600,000.00	0.00	600,000.00	600,000.00	0.00	0.00	0.00	600,000.00	0.00	0.00	0.00	0.00	0.00	0.00	0.00	0.00	0.00	0.00	0.00	600,000.00	0.00	0.00
Cash Gift - Civilian	5010215001	600,000.00	0.00	600,000.00	600,000.00	0.00	0.00	0.00	600,000.00	0.00	0.00	0.00	0.00	0.00	0.00	0.00	0.00	0.00	0.00	0.00	600,000.00	0.00	0.00
Mid-Year Bonus - Civilian	501021600	7,755,000.00	0.00	7,755,000.00	7,755,000.00	0.00	0.00	0.00	7,755,000.00	0.00	0.00	0.00	0.00	0.00	0.00	0.00	0.00	0.00	0.00	0.00	7,755,000.00	0.00	0.00
Mid-Year Bonus - Civilian	5010216001	7,755,000.00	0.00	7,755,000.00	7,755,000.00	0.00	0.00	0.00	7,755,000.00	0.00	0.00	0.00	0.00	0.00	0.00	0.00	0.00	0.00	0.00	0.00	7,755,000.00	0.00	0.00
Other Bonuses and Allowances	501029900	600,000.00	0.00	600,000.00	600,000.00	0.00	0.00	0.00	600,000.00	0.00	0.00	0.00	0.00	0.00	0.00	0.00	0.00	0.00	0.00	0.00	600,000.00	0.00	0.00
Productivity Enhancement Incentive - Civilian	5010299012	600,000.00	0.00	600,000.00	600,000.00	0.00	0.00	0.00	600,000.00	0.00	0.00	0.00	0.00	0.00	0.00	0.00	0.00	0.00	0.00	0.00	600,000.00	0.00	0.00
Personnel Benefit Contributions	501030000	2,151,000.00	0.00	2,151,000.00	2,151,000.00	0.00	0.00	0.00	2,151,000.00	287,110.90	0.00	0.00	0.00	287,110.90	287,110.90	0.00	0.00	0.00	287,110.90	0.00	1,863,889.10	0.00	0.00
Pag-IBIG Contributions	501030200	143,000.00	0.00	143,000.00	143,000.00	0.00	0.00	0.00	143,000.00	22,500.00	0.00	0.00	0.00	22,500.00	22,500.00	0.00	0.00	0.00	22,500.00	0.00	120,500.00	0.00	0.00
Pag-IBIG - Civilian	5010302001	143,000.00	0.00	143,000.00	143,000.00	0.00	0.00	0.00	143,000.00	22,500.00	0.00	0.00	0.00	22,500.00	22,500.00	0.00	0.00	0.00	22,500.00	0.00	120,500.00	0.00	0.00
PhilHealth Contributions	501030300	1,865,000.00	0.00	1,865,000.00	1,865,000.00	0.00	0.00	0.00	1,865,000.00	241,610.90	0.00	0.00	0.00	241,610.90	241,610.90	0.00	0.00	0.00	241,610.90	0.00	1,623,389.10	0.00	0.00
PhilHealth - Civilian	5010303001	1,865,000.00	0.00	1,865,000.00	1,865,000.00	0.00	0.00	0.00	1,865,000.00	241,610.90	0.00	0.00	0.00	241,610.90	241,610.90	0.00	0.00	0.00	241,610.90	0.00	1,623,389.10	0.00	0.00
Employees Compensation Insurance Premiums	501030400	143,000.00	0.00	143,000.00	143,000.00	0.00	0.00	0.00	143,000.00	23,000.00	0.00	0.00	0.00	23,000.00	23,000.00	0.00	0.00	0.00	23,000.00	0.00	120,000.00	0.00	0.00
ECIP - Civilian	5010304001	143,000.00	0.00	143,000.00	143,000.00	0.00	0.00	0.00	143,000.00	23,000.00	0.00	0.00	0.00	23,000.00	23,000.00	0.00	0.00	0.00	23,000.00	0.00	120,000.00	0.00	0.00
Other Personnel Benefits	501040000	268,000.00	0.00	268,000.00	268,000.00	0.00	0.00	0.00	268,000.00	12,439.00	0.00	0.00	0.00	12,439.00	10,000.00	0.00	0.00	0.00	10,000.00	0.00	255,561.00	2,439.00	0.00
Other Personnel Benefits	501049900	268,000.00	0.00	268,000.00	268,000.00	0.00	0.00	0.00	268,000.00	12,439.00	0.00	0.00	0.00	12,439.00	10,000.00	0.00	0.00	0.00	10,000.00	0.00	255,561.00	2,439.00	0.00
Lump-sum for Step Increments - Length of Service	5010499010	233,000.00	0.00	233,000.00	233,000.00	0.00	0.00	0.00	233,000.00	2,439.00	0.00	0.00	0.00	2,439.00	0.00	0.00	0.00	0.00	0.00	0.00	230,561.00	2,439.00	0.00
Loyalty Award - Civilian	5010499015	35,000.00	0.00	35,000.00	35,000.00	0.00	0.00	0.00	35,000.00	10,000.00	0.00	0.00	0.00	10,000.00	10,000.00	0.00	0.00	0.00	10,000.00	0.00	25,000.00	0.00	0.00
Maintenance and Other Operating Expenses		77,843,000.00	0.00	77,843,000.00	77,843,000.00	0.00	0.00	0.00	77,843,000.00	14,467,945.33	0.00	0.00	0.00	14,467,945.33	11,276,404.09	0.00	0.00	0.00	11,276,404.09	0.00	63,375,054.67	2,486,949.24	704,592.00
Traveling Expenses	502010000	1,905,000.00	0.00	1,905,000.00	1,905,000.00	0.00	0.00	0.00	1,905,000.00	590,094.69	0.00	0.00	0.00	590,094.69	360,623.84	0.00	0.00	0.00	360,623.84	0.00	1,314,905.31	229,470.85	0.00
Traveling Expenses - Local	502010100	1,405,000.00	0.00	1,405,000.00	1,405,000.00	0.00	0.00	0.00	1,405,000.00	570,565.58	0.00	0.00	0.00	570,565.58	350,123.84	0.00							

Department : National Economic and Development Authority (NEDA)

Agency : Public-Private Partnership Center of the Philippines

Operating Unit : < not applicable >

Organization Code (UACS) : 24 005 000000

Fund Cluster : 01 Regular Agency Fund

(e.g. UACS Fund Cluster: 01-Regular Agency Fund, 02-Foreign Assisted Projects Fund, 03-Special Account-Locally Funded/Domestic Grants Fund, and 04-Special Account-Foreign Assisted/Foreign Grants Fund)

X	Current Year Appropriations
	Supplemental Appropriations
	Continuing Appropriations

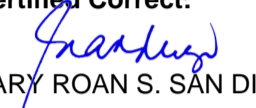
Particulars	UACS CODE	Appropriations			Allotments					Obligations					Disbursements					Balances			
		Authorized Appropriations	Adjustments (Transfer To/From, Modifications/Augmentations)	Adjusted Appropriations	Allotments Received	Adjustments (Reductions, Modifications/Augmentations)	Transfer To	Transfer From	Adjusted Allotments	1st Quarter Ending March 31	2nd Quarter Ending June 30	3rd Quarter Ending Sept. 30	4th Quarter Ending Dec. 31	TOTAL	1st Quarter Ending March 31	2nd Quarter Ending June 30	3rd Quarter Ending Sept. 30	4th Quarter Ending Dec. 31	TOTAL	Unreleased Appropriations	Unobligated Allotments	Unpaid Obligations (15-20)=(23+24)	
																						Due and Demandable	Not Yet Due and Demandable
1	2	3	4	5=(3+4)	6	7	8	9	10=[(6+(-)7)-8+9]	11	12	13	14	15=(11+12+13+14)	16	17	18	19	20=(16+17+18+19)	21=(5-10)	22=(10-15)	23	24
Utility Expenses	5020400000	2,369,000.00	0.00	2,369,000.00	2,369,000.00	0.00	0.00	0.00	2,369,000.00	446,256.34	0.00	0.00	0.00	446,256.34	442,656.34	0.00	0.00	0.00	442,656.34	0.00	1,922,743.66	3,600.00	0.00
Water Expenses	5020401000	350,000.00	0.00	350,000.00	350,000.00	0.00	0.00	0.00	350,000.00	8,229.96	0.00	0.00	0.00	8,229.96	4,629.96	0.00	0.00	0.00	4,629.96	0.00	341,770.04	3,600.00	0.00
Electricity Expenses	5020402000	2,019,000.00	0.00	2,019,000.00	2,019,000.00	0.00	0.00	0.00	2,019,000.00	438,026.38	0.00	0.00	0.00	438,026.38	438,026.38	0.00	0.00	0.00	438,026.38	0.00	1,580,973.62	0.00	0.00
Communication Expenses	5020500000	5,371,000.00	0.00	5,371,000.00	5,371,000.00	0.00	0.00	0.00	5,371,000.00	1,239,843.05	0.00	0.00	0.00	1,239,843.05	265,634.00	0.00	0.00	0.00	265,634.00	0.00	4,131,156.95	269,617.05	704,592.00
Postage and Courier Services	5020501000	150,000.00	0.00	150,000.00	150,000.00	0.00	0.00	0.00	150,000.00	7,383.00	0.00	0.00	0.00	7,383.00	5,634.00	0.00	0.00	0.00	5,634.00	0.00	142,617.00	1,749.00	0.00
Telephone Expenses	5020502000	2,001,000.00	0.00	2,001,000.00	2,001,000.00	0.00	0.00	0.00	2,001,000.00	293,004.05	0.00	0.00	0.00	293,004.05	260,000.00	0.00	0.00	0.00	260,000.00	0.00	1,707,995.95	33,004.05	0.00
Mobile	5020502001	1,447,000.00	0.00	1,447,000.00	1,447,000.00	0.00	0.00	0.00	1,447,000.00	260,000.00	0.00	0.00	0.00	260,000.00	260,000.00	0.00	0.00	0.00	260,000.00	0.00	1,187,000.00	0.00	0.00
Landline	5020502002	554,000.00	0.00	554,000.00	554,000.00	0.00	0.00	0.00	554,000.00	33,004.05	0.00	0.00	0.00	33,004.05	0.00	0.00	0.00	0.00	0.00	0.00	520,995.95	33,004.05	0.00
Internet Subscription Expenses	5020503000	3,220,000.00	0.00	3,220,000.00	3,220,000.00	0.00	0.00	0.00	3,220,000.00	939,456.00	0.00	0.00	0.00	939,456.00	0.00	0.00	0.00	0.00	0.00	0.00	2,280,544.00	234,864.00	704,592.00
Confidential, Intelligence and Extraordinary	5021000000	1,194,000.00	0.00	1,194,000.00	1,194,000.00	0.00	0.00	0.00	1,194,000.00	239,504.50	0.00	0.00	0.00	239,504.50	118,586.32	0.00	0.00	0.00	118,586.32	0.00	954,495.50	120,918.18	0.00
Extraordinary and Miscellaneous Expenses	5021003000	1,194,000.00	0.00	1,194,000.00	1,194,000.00	0.00	0.00	0.00	1,194,000.00	239,504.50	0.00	0.00	0.00	239,504.50	118,586.32	0.00	0.00	0.00	118,586.32	0.00	954,495.50	120,918.18	0.00
Professional Services	5021100000	73,000.00	0.00	73,000.00	73,000.00	0.00	0.00	0.00	73,000.00	0.00	0.00	0.00	0.00	0.00	0.00	0.00	0.00	0.00	0.00	0.00	73,000.00	0.00	0.00
Legal Services	5021101000	3,000.00	0.00	3,000.00	3,000.00	0.00	0.00	0.00	3,000.00	0.00	0.00	0.00	0.00	0.00	0.00	0.00	0.00	0.00	0.00	0.00	3,000.00	0.00	0.00
Consultancy Services	5021103000	70,000.00	0.00	70,000.00	70,000.00	0.00	0.00	0.00	70,000.00	0.00	0.00	0.00	0.00	0.00	0.00	0.00	0.00	0.00	0.00	0.00	70,000.00	0.00	0.00
Consultancy Services	5021103002	70,000.00	0.00	70,000.00	70,000.00	0.00	0.00	0.00	70,000.00	0.00	0.00	0.00	0.00	0.00	0.00	0.00	0.00	0.00	0.00	0.00	70,000.00	0.00	0.00
General Services	5021200000	6,386,000.00	0.00	6,386,000.00	6,386,000.00	0.00	0.00	0.00	6,386,000.00	1,182,637.38	0.00	0.00	0.00	1,182,637.38	55,200.00	0.00	0.00	0.00	55,200.00	0.00	5,203,362.62	1,127,437.38	0.00
Janitorial Services	5021202000	1,566,000.00	0.00	1,566,000.00	1,566,000.00	0.00	0.00	0.00	1,566,000.00	954,298.94	0.00	0.00	0.00	954,298.94	51,000.00	0.00	0.00	0.00	51,000.00	0.00	611,701.06	903,298.94	0.00
Security Services	5021203000	1,569,000.00	0.00	1,569,000.00	1,569,000.00	0.00	0.00	0.00	1,569,000.00	221,449.62	0.00	0.00	0.00	221,449.62	4,200.00	0.00	0.00	0.00	4,200.00	0.00	1,347,550.38	217,249.62	0.00
Other General Services	5021299000	3,251,000.00	0.00	3,251,000.00	3,251,000.00	0.00	0.00	0.00	3,251,000.00	6,888.82	0.00	0.00	0.00	6,888.82	0.00	0.00	0.00	0.00	0.00	0.00	3,244,111.18	6,888.82	0.00
Other General Services	5021299099	3,251,000.00	0.00	3,251,000.00	3,251,000.00	0.00	0.00	0.00	3,251,000.00	6,888.82	0.00	0.00	0.00	6,888.82	0.00	0.00	0.00	0.00	0.00	0.00	3,244,111.18	6,888.82	0.00
Repairs and Maintenance	5021300000	12,765,000.00	0.00	12,765,000.00	12,765,000.00	0.00	0.00	0.00	12,765,000.00	12,554.89	0.00	0.00	0.00	12,554.89	0.00	0.00	0.00	0.00	0.00	0.00	12,752,445.11	12,554.89	0.00
Repairs and Maintenance - Buildings and Other	5021304000	10,605,000.00	0.00	10,605,000.00	10,605,000.00	0.00	0.00	0.00	10,605,000.00	0.00	0.00	0.00	0.00	0.00	0.00	0.00	0.00	0.00	0.00	0.00	10,605,000.00	0.00	0.00
Buildings	5021304001	10,605,000.00	0.00	10,605,000.00	10,605,000.00	0.00	0.00	0.00	10,605,000.00	0.00	0.00	0.00	0.00	0.00	0.00	0.00	0.00	0.00	0.00	0.00	10,605,000.00	0.00	0.00
Repairs and Maintenance - Machinery and	5021305000	1,310,000.00	0.00	1,310,000.00	1,310,000.00	0.00	0.00	0.00	1,310,000.00	5,000.00	0.00	0.00	0.00	5,000.00	0.00	0.00	0.00	0.00	0.00	0.00	1,305,000.00	5,000.00	0.00
Office Equipment	5021305002	160,000.00	0.00	160,000.00	160,000.00	0.00	0.00	0.00	160,000.00	0.00	0.00	0.00	0.00	0.00	0.00	0.00	0.00	0.00	0.00	0.00	160,000.00	0.00	0.00
Information and Communication Technology Equipment	5021305003	1,150,000.00	0.00	1,150,000.00	1,150,000.00	0.00	0.00	0.00	1,150,000.00	5,000.00	0.00	0.00	0.00	5,000.00	0.00	0.00	0.00	0.00	0.00	0.00	1,145,000.00	5,000.00	0.00
Repairs and Maintenance - Transportation	5021306000	850,000.00	0.00	850,000.00	850,000.00	0.00	0.00	0.00	850,000.00	7,554.89	0.00	0.00	0.00	7,554.89	0.00	0.00	0.00	0.00	0.00	0.00	842,445.11	7,554.89	0.00
Motor Vehicles	5021306001	850,000.00	0.00	850,000.00	850,000.00	0.00	0.00	0.00	850,000.00	7,554.89	0.00	0.00	0.00	7,554.89	0.00	0.00	0.00	0.00	0.00	0.00	842,445.11	7,554.89	0.00
Taxes, Insurance Premiums and Other Fees	5021500000	1,009,000.00	0.00	1,009,000.00	1,009,000.00	0.00	0.00	0.00	1,009,000.00	237,725.00	0.00	0.00	0.00	237,725.00	186,725.00	0.00	0.00	0.00	186,725.00	0.00	771,275.00	51,000.00	0.00
Taxes, Duties and Licenses	5021501000	159,000.00	0.00	159,000.00	159,000.00	0.00	0.00	0.00	159,000.00	0.00	0.00	0.00	0.00	0.00	0.00	0.00	0.00	0.00	0.00	0.00	159,000.00	0.00	0.00
Taxes, Duties and Licenses	5021501001	159,000.00	0.00	159,000.00	159,000.00	0.00	0.00	0.00	159,000.00	0.00	0.00	0.00	0.00	0.00	0.00	0.00	0.00	0.00	0.00	0.00	159,000.00	0.00	0.00
Fidelity Bond Premiums	5021502000	250,000.00	0.00	250,000.00	250,000.00	0.00	0.00	0.00	250,000.00	51,000.00	0.00	0.00	0.00	51,000.00	0.00	0.00	0.00	0.00	0.00	0.00	199,000.00	51,000.00	0.00
Insurance Expenses	5021503000	600,000.00	0.00	600,000.00	600,000.00	0.00	0.00	0.00	600,000.00	186,725.00	0.00	0.00	0.00	186,725.00	186,725.00	0.00	0.00	0.00	186,725.00	0.00	413,275.00	0.00	0.00
Other Maintenance and Operating Expenses	5029900000	40,720,000.00	0.00	40,720,000.00	40,720,000.00	0.00	0.00	0.00	40,720,000.00	9,979,161.43	0.00	0.00	0.00	9,979,161.43	9,439,040.29	0.00	0.00	0.00	9,439,040.29	0.00	30,740,838.57	540,121.14	0.00
Advertising Expenses	5029901000	50,000.00	0.00	50,000.00	50,000.00	0.00	0.00	0.00	50,000.00	0.00	0.00	0.00	0.00	0.00	0.00	0.00	0.00	0.00	0.00	0.00	50,000.00	0.00	0.00
Printing and Publication Expenses	5029902000	565,000.00	0.00	565,000.00	565,000.00	0.00	0.00	0.00	565,000.00	0.00	0.00	0.00	0.00	0.00	0.00	0.00	0.00	0.00	0.00	0.00	565,000.00	0.00	0.00
Representation Expenses	5029903000	1,393,000.00	0.00	1,393,000.00	1,393,000.00	0.00	0.00	0.00	1,393,000.00	279,819.75	0.00	0.00	0.00	279,819.75	165,515.95	0.00	0.00	0.00	165,515.95	0.00	1,113,180.25		

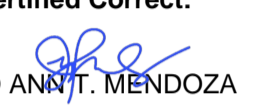
Department : National Economic and Development Authority (NEDA)
 Agency : Public-Private Partnership Center of the Philippines
 Operating Unit : < not applicable >
 Organization Code (UACS) : 24 005 0000000
 Fund Cluster : 01 Regular Agency Fund

X	Current Year Appropriations
	Supplemental Appropriations
	Continuing Appropriations

(e.g. UACS Fund Cluster: 01-Regular Agency Fund, 02-Foreign Assisted Projects Fund, 03-Special Account-Locally Funded/Domestic Grants Fund, and 04-Special Account-Foreign Assisted/Foreign Grants Fund)

Particulars	UACS CODE	Appropriations			Allotments					Obligations					Disbursements					Balances			
		Authorized Appropriations	Adjustments (Transfer To/From, Modifications/Augmentations)	Adjusted Appropriations	Allotments Received	Adjustments (Reductions, Modifications/Augmentations)	Transfer To	Transfer From	Adjusted Allotments	1st Quarter Ending March 31	2nd Quarter Ending June 30	3rd Quarter Ending Sept. 30	4th Quarter Ending Dec. 31	TOTAL	1st Quarter Ending March 31	2nd Quarter Ending June 30	3rd Quarter Ending Sept. 30	4th Quarter Ending Dec. 31	TOTAL	Unreleased Appropriations	Unobligated Allotments	Unpaid Obligations (15-20)=(23+24)	
																						Due and Demandable	Not Yet Due and Demandable
1	2	3	4	5=(3+4)	6	7	8	9	10=[(6+(-)7)-8+9]	11	12	13	14	15=(11+12+13+14)	16	17	18	19	20=(16+17+18+19)	21=(5-10)	22=(10-15)	23	24
Performance Based Bonus - Civilian	5010299014	0.00	4,813,277.00	4,813,277.00	0.00	4,813,277.00	0.00	0.00	4,813,277.00	0.00	0.00	0.00	0.00	0.00	0.00	0.00	0.00	0.00	0.00	0.00	4,813,277.00	0.00	0.00
GRAND TOTAL		209,176,000.00	4,813,277.00	213,989,277.00	209,176,000.00	4,813,277.00	0.00	0.00	213,989,277.00	39,722,436.38	0.00	0.00	0.00	39,722,436.38	36,427,894.15	0.00	0.00	0.00	36,427,894.15	0.00	174,266,840.62	2,589,950.23	704,592.00

Certified Correct:

 MARY ROAN S. SAN DIEGO
 Budget Officer III
 Date: 2023-04-19 11:00:27

Certified Correct:

 JO ANN T. MENDOZA
 Accountant IV
 Date: 2023-04-19 11:00:27

Recommending Approval:

 CATALINA R. CARAAN
 Chief Administrative Officer
 Date: 2023-04-24 09:58:56

Approved By:

 ELEAZAR E. RICOTE
 Deputy Executive Director
 Date: 2023-04-24 16:03:53

SUMMARY OF APPROPRIATIONS, ALLOTMENTS, OBLIGATIONS, DISBURSEMENTS AND BALANCES BY OBJECT OF EXPENDITURES

As at the Quarter Ending March 31, 2023

Department: National Economic and Development Authority (NEDA)
Agency/Entity: Public-Private Partnership Center of the Philippines
Operating Unit: < not applicable >
Organization Code (UACS) : 24 005 0000000
Fund Cluster: 01 Regular Agency Fund
 (e.g. UACS Fund Cluster: 01-Regular Agency Fund, 02-Foreign Assisted Projects Fund, 03-Special Account-Locally Funded/Domestic Grants Fund, and 04-Special Account-Foreign Assisted/Foreign Grants Fund)

	Current Year Appropriations
	Supplemental Appropriations
X	Continuing Appropriations

Particulars	UACS CODE	Appropriations			Allotments					Obligations					Disbursements					Balances			
		Authorized Appropriations	Adjustments (Transfer To/From, Modifications/ Augmentations)	Adjusted Appropriations	Allotments Received	Adjustments (Reductions, Modifications/ Augmentations)	Transfer To	Transfer From	Adjusted Allotments	1st Quarter Ending March 31	2nd Quarter Ending June 30	3rd Quarter Ending Sept. 30	4th Quarter Ending Dec. 31	TOTAL	1st Quarter Ending March 31	2nd Quarter Ending June 30	3rd Quarter Ending Sept. 30	4th Quarter Ending Dec. 31	TOTAL	Unreleased Appropriations	Unobligated Allotments	Unpaid Obligations (15-20)=(23+24)	
																						Due and Demandable	Not Yet Due and Demandable
1	2	3	4	5=(3+4)	6	7	8	9	10=[(6+(-)7)-8+9]	11	12	13	14	15=(11+12+13+14)	16	17	18	19	20=(16+17+18+19)	21=(5-10)	22=(10-15)	23	24
SUMMARY		22,070,623.20	0.00	22,070,623.20	22,070,623.20	0.00	0.00	0.00	22,070,623.20	6,285,370.85	0.00	0.00	0.00	6,285,370.85	3,446,531.37	0.00	0.00	0.00	3,446,531.37	0.00	15,785,252.35	2,838,839.48	0.00
I. CONTINUING APPROPRIATIONS		22,070,623.20	0.00	22,070,623.20	22,070,623.20	0.00	0.00	0.00	22,070,623.20	6,285,370.85	0.00	0.00	0.00	6,285,370.85	3,446,531.37	0.00	0.00	0.00	3,446,531.37	0.00	15,785,252.35	2,838,839.48	0.00
I. Agency Specific Budget		22,070,623.20	0.00	22,070,623.20	22,070,623.20	0.00	0.00	0.00	22,070,623.20	6,285,370.85	0.00	0.00	0.00	6,285,370.85	3,446,531.37	0.00	0.00	0.00	3,446,531.37	0.00	15,785,252.35	2,838,839.48	0.00
Maintenance and Other Operating Expenses		18,986,628.70	0.00	18,986,628.70	18,986,628.70	0.00	0.00	0.00	18,986,628.70	3,446,531.37	0.00	0.00	0.00	3,446,531.37	3,446,531.37	0.00	0.00	0.00	3,446,531.37	0.00	15,540,097.33	0.00	0.00
Traveling Expenses	5020100000	2,463,445.66	0.00	2,463,445.66	2,463,445.66	0.00	0.00	0.00	2,463,445.66	0.00	0.00	0.00	0.00	0.00	0.00	0.00	0.00	0.00	0.00	0.00	2,463,445.66	0.00	0.00
Traveling Expenses - Local	5020101000	2,217,140.21	0.00	2,217,140.21	2,217,140.21	0.00	0.00	0.00	2,217,140.21	0.00	0.00	0.00	0.00	0.00	0.00	0.00	0.00	0.00	0.00	0.00	2,217,140.21	0.00	0.00
Traveling Expenses - Foreign	5020102000	246,305.45	0.00	246,305.45	246,305.45	0.00	0.00	0.00	246,305.45	0.00	0.00	0.00	0.00	0.00	0.00	0.00	0.00	0.00	0.00	0.00	246,305.45	0.00	0.00
Training and Scholarship Expenses	5020200000	5,055,590.90	(358,919.99)	4,696,670.91	5,055,590.90	(358,919.99)	0.00	0.00	4,696,670.91	0.00	0.00	0.00	0.00	0.00	0.00	0.00	0.00	0.00	0.00	0.00	4,696,670.91	0.00	0.00
Training Expenses	5020201000	5,055,590.90	(358,919.99)	4,696,670.91	5,055,590.90	(358,919.99)	0.00	0.00	4,696,670.91	0.00	0.00	0.00	0.00	0.00	0.00	0.00	0.00	0.00	0.00	0.00	4,696,670.91	0.00	0.00
ICT Training Expenses	5020201001	412,500.00	0.00	412,500.00	412,500.00	0.00	0.00	0.00	412,500.00	0.00	0.00	0.00	0.00	0.00	0.00	0.00	0.00	0.00	0.00	0.00	412,500.00	0.00	0.00
Training Expenses	5020201002	4,643,090.90	(358,919.99)	4,284,170.91	4,643,090.90	(358,919.99)	0.00	0.00	4,284,170.91	0.00	0.00	0.00	0.00	0.00	0.00	0.00	0.00	0.00	0.00	0.00	4,284,170.91	0.00	0.00
Supplies and Materials Expenses	5020300000	1,403,818.72	(202,840.00)	1,200,978.72	1,403,818.72	(202,840.00)	0.00	0.00	1,200,978.72	733,250.00	0.00	0.00	0.00	733,250.00	733,250.00	0.00	0.00	0.00	733,250.00	0.00	467,728.72	0.00	0.00
Office Supplies Expenses	5020301000	764,907.11	243,190.85	1,008,097.96	764,907.11	243,190.85	0.00	0.00	1,008,097.96	733,250.00	0.00	0.00	0.00	733,250.00	733,250.00	0.00	0.00	0.00	733,250.00	0.00	274,847.96	0.00	0.00
Office Supplies Expenses	5020301002	764,907.11	243,190.85	1,008,097.96	764,907.11	243,190.85	0.00	0.00	1,008,097.96	733,250.00	0.00	0.00	0.00	733,250.00	733,250.00	0.00	0.00	0.00	733,250.00	0.00	274,847.96	0.00	0.00
Fuel, Oil and Lubricants Expenses	5020309000	638,911.61	(446,030.85)	192,880.76	638,911.61	(446,030.85)	0.00	0.00	192,880.76	0.00	0.00	0.00	0.00	0.00	0.00	0.00	0.00	0.00	0.00	0.00	192,880.76	0.00	0.00
Utility Expenses	5020400000	592,641.60	0.00	592,641.60	592,641.60	0.00	0.00	0.00	592,641.60	0.00	0.00	0.00	0.00	0.00	0.00	0.00	0.00	0.00	0.00	0.00	592,641.60	0.00	0.00
Water Expenses	5020401000	314,682.45	0.00	314,682.45	314,682.45	0.00	0.00	0.00	314,682.45	0.00	0.00	0.00	0.00	0.00	0.00	0.00	0.00	0.00	0.00	0.00	314,682.45	0.00	0.00
Electricity Expenses	5020402000	277,959.15	0.00	277,959.15	277,959.15	0.00	0.00	0.00	277,959.15	0.00	0.00	0.00	0.00	0.00	0.00	0.00	0.00	0.00	0.00	0.00	277,959.15	0.00	0.00
Communication Expenses	5020500000	677,860.04	(237,950.00)	439,910.04	677,860.04	(237,950.00)	0.00	0.00	439,910.04	1,585.00	0.00	0.00	0.00	1,585.00	1,585.00	0.00	0.00	0.00	1,585.00	0.00	438,325.04	0.00	0.00
Postage and Courier Services	5020501000	34,216.00	0.00	34,216.00	34,216.00	0.00	0.00	0.00	34,216.00	1,585.00	0.00	0.00	0.00	1,585.00	1,585.00	0.00	0.00	0.00	1,585.00	0.00	32,631.00	0.00	0.00
Telephone Expenses	5020502000	636,978.67	(237,950.00)	399,028.67	636,978.67	(237,950.00)	0.00	0.00	399,028.67	0.00	0.00	0.00	0.00	0.00	0.00	0.00	0.00	0.00	0.00	0.00	399,028.67	0.00	0.00
Mobile	5020502001	600,155.10	(237,950.00)	362,205.10	600,155.10	(237,950.00)	0.00	0.00	362,205.10	0.00	0.00	0.00	0.00	0.00	0.00	0.00	0.00	0.00	0.00	0.00	362,205.10	0.00	0.00
Landline	5020502002	36,823.57	0.00	36,823.57	36,823.57	0.00	0.00	0.00	36,823.57	0.00	0.00	0.00	0.00	0.00	0.00	0.00	0.00	0.00	0.00	0.00	36,823.57	0.00	0.00
Internet Subscription Expenses	5020503000	6,665.37	0.00	6,665.37	6,665.37	0.00	0.00	0.00	6,665.37	0.00	0.00	0.00	0.00	0.00	0.00	0.00	0.00	0.00	0.00	0.00	6,665.37	0.00	0.00
Confidential, Intelligence and Extraordinary	5021000000	323,646.18	(94,405.45)	229,240.73	323,646.18	(94,405.45)	0.00	0.00	229,240.73	0.00	0.00	0.00	0.00	0.00	0.00	0.00	0.00	0.00	0.00	0.00	229,240.73	0.00	0.00
Extraordinary and Miscellaneous Expenses	5021003000	323,646.18	(94,405.45)	229,240.73	323,646.18	(94,405.45)	0.00	0.00	229,240.73	0.00	0.00	0.00	0.00	0.00	0.00	0.00	0.00	0.00	0.00	0.00	229,240.73	0.00	0.00
Professional Services	5021100000	1,135,620.92	864,000.00	1,999,620.92	1,135,620.92	864,000.00	0.00	0.00	1,999,620.92	33,406.64	0.00	0.00	0.00	33,406.64	33,406.64	0.00	0.00	0.00	33,406.64	0.00	1,966,214.28	0.00	0.00

Department: National Economic and Development Authority (NEDA)
Agency/Entity: Public-Private Partnership Center of the Philippines
Operating Unit: < not applicable >
Organization Code (UACS) : 24 005 0000000
Fund Cluster: 01 Regular Agency Fund

	Current Year Appropriations
	Supplemental Appropriations
X	Continuing Appropriations


(e.g. UACS Fund Cluster: 01-Regular Agency Fund, 02-Foreign Assisted Projects Fund, 03-Special Account-Locally Funded/Domestic Grants Fund, and 04-Special Account-Foreign Assisted/Foreign Grants Fund)


Particulars	UACS CODE	Appropriations			Allotments					Obligations					Disbursements					Balances			
		Authorized Appropriations	Adjustments (Transfer To/From, Modifications/Augmentations)	Adjusted Appropriations	Allotments Received	Adjustments (Reductions, Modifications/Augmentations)	Transfer To	Transfer From	Adjusted Allotments	1st Quarter Ending March 31	2nd Quarter Ending June 30	3rd Quarter Ending Sept. 30	4th Quarter Ending Dec. 31	TOTAL	1st Quarter Ending March 31	2nd Quarter Ending June 30	3rd Quarter Ending Sept. 30	4th Quarter Ending Dec. 31	TOTAL	Unreleased Appropriations	Unobligated Allotments	Unpaid Obligations (15-20)=(23+24)	
																						Due and Demandable	Not Yet Due and Demandable
1	2	3	4	5=(3+4)	6	7	8	9	10=[(6+(-)7)-8+9]	11	12	13	14	15=(11+12+13+14)	16	17	18	19	20=(16+17+18+19)	21=(5-10)	22=(10-15)	23	24
Legal Services	5021101000	950.00	0.00	950.00	950.00	0.00	0.00	0.00	950.00	0.00	0.00	0.00	0.00	0.00	0.00	0.00	0.00	0.00	0.00	0.00	950.00	0.00	0.00
Consultancy Services	5021103000	831,700.00	0.00	831,700.00	831,700.00	0.00	0.00	0.00	831,700.00	0.00	0.00	0.00	0.00	0.00	0.00	0.00	0.00	0.00	0.00	0.00	831,700.00	0.00	0.00
Consultancy Services	5021103002	831,700.00	0.00	831,700.00	831,700.00	0.00	0.00	0.00	831,700.00	0.00	0.00	0.00	0.00	0.00	0.00	0.00	0.00	0.00	0.00	0.00	831,700.00	0.00	0.00
Other Professional Services	5021199000	302,970.92	864,000.00	1,166,970.92	302,970.92	864,000.00	0.00	0.00	1,166,970.92	33,406.64	0.00	0.00	0.00	33,406.64	33,406.64	0.00	0.00	0.00	33,406.64	0.00	1,133,564.28	0.00	0.00
General Services	5021200000	92,025.83	(39,788.51)	52,237.32	92,025.83	(39,788.51)	0.00	0.00	52,237.32	0.00	0.00	0.00	0.00	0.00	0.00	0.00	0.00	0.00	0.00	0.00	52,237.32	0.00	0.00
Security Services	5021203000	92,025.83	(39,788.51)	52,237.32	92,025.83	(39,788.51)	0.00	0.00	52,237.32	0.00	0.00	0.00	0.00	0.00	0.00	0.00	0.00	0.00	0.00	0.00	52,237.32	0.00	0.00
Repairs and Maintenance	5021300000	2,077,192.00	0.00	2,077,192.00	2,077,192.00	0.00	0.00	0.00	2,077,192.00	210,832.00	0.00	0.00	0.00	210,832.00	210,832.00	0.00	0.00	0.00	210,832.00	0.00	1,866,360.00	0.00	0.00
Repairs and Maintenance - Buildings and Other	5021304000	535,142.00	0.00	535,142.00	535,142.00	0.00	0.00	0.00	535,142.00	0.00	0.00	0.00	0.00	0.00	0.00	0.00	0.00	0.00	0.00	0.00	535,142.00	0.00	0.00
Buildings	5021304001	535,142.00	0.00	535,142.00	535,142.00	0.00	0.00	0.00	535,142.00	0.00	0.00	0.00	0.00	0.00	0.00	0.00	0.00	0.00	0.00	0.00	535,142.00	0.00	0.00
Repairs and Maintenance - Machinery and	5021305000	1,542,050.00	0.00	1,542,050.00	1,542,050.00	0.00	0.00	0.00	1,542,050.00	210,832.00	0.00	0.00	0.00	210,832.00	210,832.00	0.00	0.00	0.00	210,832.00	0.00	1,331,218.00	0.00	0.00
Office Equipment	5021305002	125,000.00	0.00	125,000.00	125,000.00	0.00	0.00	0.00	125,000.00	0.00	0.00	0.00	0.00	0.00	0.00	0.00	0.00	0.00	0.00	0.00	125,000.00	0.00	0.00
Information and Communication Technology	5021305003	1,417,050.00	0.00	1,417,050.00	1,417,050.00	0.00	0.00	0.00	1,417,050.00	210,832.00	0.00	0.00	0.00	210,832.00	210,832.00	0.00	0.00	0.00	210,832.00	0.00	1,206,218.00	0.00	0.00
Taxes, Insurance Premiums and Other Fees	5021500000	335,170.04	0.00	335,170.04	335,170.04	0.00	0.00	0.00	335,170.04	0.00	0.00	0.00	0.00	0.00	0.00	0.00	0.00	0.00	0.00	0.00	335,170.04	0.00	0.00
Taxes, Duties and Licenses	5021501000	156,800.00	0.00	156,800.00	156,800.00	0.00	0.00	0.00	156,800.00	0.00	0.00	0.00	0.00	0.00	0.00	0.00	0.00	0.00	0.00	0.00	156,800.00	0.00	0.00
Taxes, Duties and Licenses	5021501001	156,800.00	0.00	156,800.00	156,800.00	0.00	0.00	0.00	156,800.00	0.00	0.00	0.00	0.00	0.00	0.00	0.00	0.00	0.00	0.00	0.00	156,800.00	0.00	0.00
Fidelity Bond Premiums	5021502000	75,625.00	0.00	75,625.00	75,625.00	0.00	0.00	0.00	75,625.00	0.00	0.00	0.00	0.00	0.00	0.00	0.00	0.00	0.00	0.00	0.00	75,625.00	0.00	0.00
Insurance Expenses	5021503000	102,745.04	0.00	102,745.04	102,745.04	0.00	0.00	0.00	102,745.04	0.00	0.00	0.00	0.00	0.00	0.00	0.00	0.00	0.00	0.00	0.00	102,745.04	0.00	0.00
Other Maintenance and Operating Expenses	5029900000	4,829,616.81	69,903.95	4,899,520.76	4,829,616.81	69,903.95	0.00	0.00	4,899,520.76	2,467,457.73	0.00	0.00	0.00	2,467,457.73	2,467,457.73	0.00	0.00	0.00	2,467,457.73	0.00	2,432,063.03	0.00	0.00
Advertising Expenses	5029901000	108,524.00	(8,524.00)	100,000.00	108,524.00	(8,524.00)	0.00	0.00	100,000.00	0.00	0.00	0.00	0.00	0.00	0.00	0.00	0.00	0.00	0.00	0.00	100,000.00	0.00	0.00
Printing and Publication Expenses	5029902000	99,275.00	0.00	99,275.00	99,275.00	0.00	0.00	0.00	99,275.00	0.00	0.00	0.00	0.00	0.00	0.00	0.00	0.00	0.00	0.00	0.00	99,275.00	0.00	0.00
Representation Expenses	5029903000	942,364.90	38,639.44	981,004.34	942,364.90	38,639.44	0.00	0.00	981,004.34	0.00	0.00	0.00	0.00	0.00	0.00	0.00	0.00	0.00	0.00	0.00	981,004.34	0.00	0.00
Transportation and Delivery Expenses	5029904000	0.00	39,788.51	39,788.51	0.00	39,788.51	0.00	0.00	39,788.51	39,788.51	0.00	0.00	0.00	39,788.51	39,788.51	0.00	0.00	0.00	39,788.51	0.00	0.00	0.00	0.00
Rent/Lease Expenses	5029905000	655,630.70	0.00	655,630.70	655,630.70	0.00	0.00	0.00	655,630.70	0.00	0.00	0.00	0.00	0.00	0.00	0.00	0.00	0.00	0.00	0.00	655,630.70	0.00	0.00
Rents - Equipment	5029905004	539,034.01	0.00	539,034.01	539,034.01	0.00	0.00	0.00	539,034.01	0.00	0.00	0.00	0.00	0.00	0.00	0.00	0.00	0.00	0.00	0.00	539,034.01	0.00	0.00
Operating Lease	5029905006	116,596.69	0.00	116,596.69	116,596.69	0.00	0.00	0.00	116,596.69	0.00	0.00	0.00	0.00	0.00	0.00	0.00	0.00	0.00	0.00	0.00	116,596.69	0.00	0.00
Subscription Expenses	5029907000	3,023,822.21	0.00	3,023,822.21	3,023,822.21	0.00	0.00	0.00	3,023,822.21	2,427,669.22	0.00	0.00	0.00	2,427,669.22	2,427,669.22	0.00	0.00	0.00	2,427,669.22	0.00	596,152.99	0.00	0.00
ICT Software Subscription	5029907001	2,893,822.21	0.00	2,893,822.21	2,893,822.21	0.00	0.00	0.00	2,893,822.21	2,427,669.22	0.00	0.00	0.00	2,427,669.22	2,427,669.22	0.00	0.00	0.00	2,427,669.22	0.00	466,152.99	0.00	0.00
Other Subscription Expenses	5029907099	130,000.00	0.00	130,000.00	130,000.00	0.00	0.00	0.00	130,000.00	0.00	0.00	0.00	0.00	0.00	0.00	0.00	0.00	0.00	0.00	0.00	130,000.00	0.00	0.00
Capital Outlays		3,083,994.50	0.00	3,083,994.50	3,083,994.50	0.00	0.00	0.00	3,083,994.50	2,838,839.48	0.00	0.00	0.00	2,838,839.48	0.00	0.00	0.00	0.00	0.00	0.00	245,155.02	2,838,839.48	0.00
Property, Plant and Equipment Outlay	5060400000	3,083,994.50	0.00	3,083,994.50	3,083,994.50	0.00	0.00	0.00	3,083,994.50	2,838,839.48	0.00	0.00	0.00	2,838,839.48	0.00	0.00	0.00	0.00	0.00	0.00	245,155.02	2,838,839.48	0.00
Machinery and Equipment Outlay	5060405000	3,083,994.50	0.00	3,083,994.50	3,083,994.50	0.00	0.00	0.00	3,083,994.50	2,838,839.48	0.00	0.00	0.00	2,838,839.48	0.00	0.00	0.00	0.00	0.00	0.00	245,155.02	2,838,839.48	0.00

Department: National Economic and Development Authority (NEDA)
 Agency/Entity: Public-Private Partnership Center of the Philippines
 Operating Unit: < not applicable >
 Organization Code (UACS) : 24 005 0000000
 Fund Cluster: 01 Regular Agency Fund
 (e.g. UACS Fund Cluster: 01-Regular Agency Fund, 02-Foreign Assisted Projects Fund, 03-Special Account-Locally Funded/Domestic Grants Fund, and 04-Special Account-Foreign Assisted/Foreign Grants Fund)

	Current Year Appropriations
	Supplemental Appropriations
X	Continuing Appropriations

Particulars	UACS CODE	Appropriations			Allotments					Obligations					Disbursements					Balances				
		Authorized Appropriations	Adjustments (Transfer To/From, Modifications/ Augmentations)	Adjusted Appropriations	Allotments Received	Adjustments (Reductions, Modifications/ Augmentations)	Transfer To	Transfer From	Adjusted Allotments	1st Quarter Ending March 31	2nd Quarter Ending June 30	3rd Quarter Ending Sept. 30	4th Quarter Ending Dec. 31	TOTAL	1st Quarter Ending March 31	2nd Quarter Ending June 30	3rd Quarter Ending Sept. 30	4th Quarter Ending Dec. 31	TOTAL	Unreleased Appropriations	Unobligated Allotments	Unpaid Obligations (15-20)=(23+24)		
1	2	3	4	5=(3+4)	6	7	8	9	10=[(6+(-)7) -8+9]	11	12	13	14	15=(11+12+13+14)	16	17	18	19	20=(16+17+18+19)	21=(5-10)	22=(10-15)	23	24	
Machinery	5060405001	2,995,994.50	(2,838,839.48)	157,155.02	2,995,994.50	(2,838,839.48)	0.00	0.00	157,155.02	0.00	0.00	0.00	0.00	0.00	0.00	0.00	0.00	0.00	0.00	0.00	157,155.02	0.00	0.00	
Information and Communication Technology	5060405003	0.00	2,838,839.48	2,838,839.48	0.00	2,838,839.48	0.00	0.00	2,838,839.48	2,838,839.48	0.00	0.00	0.00	2,838,839.48	0.00	0.00	0.00	0.00	0.00	0.00	0.00	2,838,839.48	0.00	
Printing Equipment	5060405012	88,000.00	0.00	88,000.00	88,000.00	0.00	0.00	0.00	88,000.00	0.00	0.00	0.00	0.00	0.00	0.00	0.00	0.00	0.00	0.00	0.00	88,000.00	0.00	0.00	
GRAND TOTAL		22,070,623.20	0.00	22,070,623.20	22,070,623.20	0.00	0.00	0.00	22,070,623.20	6,285,370.85	0.00	0.00	0.00	6,285,370.85	3,446,531.37	0.00	0.00	0.00	0.00	3,446,531.37	0.00	15,785,252.35	2,838,839.48	0.00

Prepared By: 
 MARY ROAN S. SAN DIEGO
 Budget Officer III
 Date: 2023-04-19 11:00:27

Certified Correct: 
 JO ANN T. MENDOZA
 Accountant IV
 Date: 2023-04-19 11:00:27

Recommending Approval: 
 CATALINA R. CARAAN
 Chief Administrative Officer
 Date: 2023-04-24 09:58:56

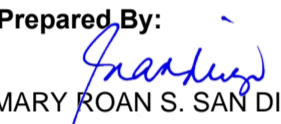
Approved By: 
 ELEAZAR E. RICOTE
 Deputy Executive Director
 Date: 2023-04-24 16:03:53


**List of Allotments and Sub-Allotments
As at the quarter ending March 31, 2023**

Department : National Economic and Development Authority (NEDA)
 Agency/Entity : Public-Private Partnership Center of the Philippines
 Operating Unit : < not applicable >
 Organization Code (UACS) : 24 005 0000000
 Fund Cluster : 01 Regular Agency Fund
 (e.g. UACS Fund Cluster: 01-Regular Agency Fund, 02-Foreign Assisted Projects Fund, 03-Special Account-Locally Funded/Domestic Grants Fund, and 04-Special Account-Foreign Assisted/Foreign Grants Fund)

X	Current Year Appropriations
	Supplemental Appropriations
	Continuing Appropriations

Allotments/Sub-Allotments Reference			Funding Source		Allotments/Sub-Allotments received from CO/ROs/OU's					Sub-Allotments to ROs/OU's					Total Allotments/Net of Sub-allotments					
No.	Number	Date	Description	UACS Code	PS	MOOE	FinEx	CO	Sub-Total	PS	MOOE	FinEx	CO	TOTAL	PS	MOOE	FinEx	CO	TOTAL	
1	2	3	4	5	6	7	8	9	10=(6+7+8+9)	11	12	13	14	15=	16=(6+11)	17=(7+12)	18=(8+13)	19=(9+14)	20=	
A. Allotments received from DBM																				
1	GAA Items released through GAA as Allotment Order per Annex A of NBC No. 590	2023-01-03	Specific Budgets of National Government Agencies	101101	120,167,000.00	77,843,000.00	0.00	0.00	198,010,000.00	0.00	0.00	0.00	0.00	0.00	120,167,000.00	77,843,000.00	0.00	0.00	0.00	198,010,000.00
2	Items For Release through GARO per Annex C of NBC No. 590	2023-01-03	Retirement and Life Insurance Premiums	104102	11,166,000.00	0.00	0.00	0.00	11,166,000.00	0.00	0.00	0.00	0.00	0.00	11,166,000.00	0.00	0.00	0.00	0.00	11,166,000.00
3	SARO-BMB-A-23-0015439	2023-03-30	Miscellaneous Personnel Benefits Fund	101406	4,813,277.00	0.00	0.00	0.00	4,813,277.00	0.00	0.00	0.00	0.00	0.00	4,813,277.00	0.00	0.00	0.00	0.00	4,813,277.00
	Sub-Total				136,146,277.00	77,843,000.00	0.00	0.00	213,989,277.00	0.00	0.00	0.00	0.00	0.00	136,146,277.00	77,843,000.00	0.00	0.00	0.00	213,989,277.00
B. Sub-allotments received from Central Office/Regional Office																				
					0.00	0.00	0.00	0.00	0.00	0.00	0.00	0.00	0.00	0.00	0.00	0.00	0.00	0.00	0.00	0.00
	Sub-Total				0.00	0.00	0.00	0.00	0.00	0.00	0.00	0.00	0.00	0.00	0.00	0.00	0.00	0.00	0.00	0.00
Total Allotments					136,146,277.00	77,843,000.00	0.00	0.00	213,989,277.00	0.00	0.00	0.00	0.00	0.00	136,146,277.00	77,843,000.00	0.00	0.00	0.00	213,989,277.00
Summary by Funding Source Code:																				
	Specific Budgets of National Government Agencies			101101	120,167,000.00	77,843,000.00	0.00	0.00	198,010,000.00	0.00	0.00	0.00	0.00	0.00	120,167,000.00	77,843,000.00	0.00	0.00	0.00	198,010,000.00
	Miscellaneous Personnel Benefits Fund			101406	4,813,277.00	0.00	0.00	0.00	4,813,277.00	0.00	0.00	0.00	0.00	0.00	4,813,277.00	0.00	0.00	0.00	0.00	4,813,277.00
	Retirement and Life Insurance Premiums			104102	11,166,000.00	0.00	0.00	0.00	11,166,000.00	0.00	0.00	0.00	0.00	0.00	11,166,000.00	0.00	0.00	0.00	0.00	11,166,000.00

Prepared By:

 MARY ROAN S. SAN DIEGO
 Administrative Officer V
 Date: 2023-04-24 16:08:57

Certified Correct:

 JO ANN T. MENDOZA
 Accountant IV
 Date: 2023-04-24 16:08:57

Recommending Approval:

 CATALINA R. CARAAN
 Director IV, Administrative Service
 Date: 2023-04-24 16:13:27

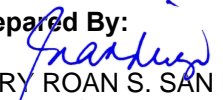
Approved By:

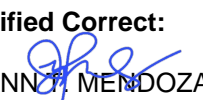
 ELEAZAR E. RICOTE
 Deputy Executive Director
 Date: 2023-04-25 11:44:51


STATEMENT OF APPROVED BUDGET, UTILIZATIONS, DISBURSEMENTS AND BALANCES
(For Off-Budgetary Funds)
As at the Quarter Ending March 31, 2023

Department : National Economic and Development Authority (NEDA)
Agency/Entity : Public-Private Partnership Center of the Philippines
Operating Unit : < not applicable >
Organization Code (UACS) : 24 005 0000000
Fund Cluster : 06 Business Related Funds
 (e.g. UACS Fund Cluster: 05-Internally Generated Funds and 06-Business Related Funds)

Particulars	UACS CODE	Approved Budget			Utilizations					Disbursements					Balances		
		Approved Budgeted Revenue	Adjustments (Reductions, Modifications/ Augmentations)	Adjusted Budgeted Revenue	1st Quarter Ending March 31	2nd Quarter Ending June 30	3rd Quarter Ending September 30	4th Quarter Ending December 31	TOTAL	1st Quarter Ending March 31	2nd Quarter Ending June 30	3rd Quarter Ending September 30	4th Quarter Ending December 31	TOTAL	Unutilized Budget	Unpaid Obligations (10-15)=-(17+18)	
																Due and Demandable	Not Yet Due and Demandable
1	2	3	4	5=[(3+(-)4)]	6	7	8	9	10=(6+7+8+9)	11	12	13	14	15=(11+12+13+14)	16=(5-10)	17	18
Operations	3000000000000000	168,760,000.00	0.00	168,760,000.00	4,178,582.72	0.00	0.00	0.00	4,178,582.72	4,178,582.72	0.00	0.00	0.00	4,178,582.72	164,581,417.28	0.00	0.00
OO : Greater private sector participation thru Public-Private Partnership to accelerate provision of safe, efficient, reliable and sustainable infrastructure and development projects	3100000000000000	168,760,000.00	0.00	168,760,000.00	4,178,582.72	0.00	0.00	0.00	4,178,582.72	4,178,582.72	0.00	0.00	0.00	4,178,582.72	164,581,417.28	0.00	0.00
PUBLIC-PRIVATE PARTNERSHIP MANAGEMENT PROGRAM	3101000000000000	168,760,000.00	0.00	168,760,000.00	4,178,582.72	0.00	0.00	0.00	4,178,582.72	4,178,582.72	0.00	0.00	0.00	4,178,582.72	164,581,417.28	0.00	0.00
Management and Administration of the Project Development and Monitoring Facility (PDMF) Funds	310100100002000	168,760,000.00	0.00	168,760,000.00	4,178,582.72	0.00	0.00	0.00	4,178,582.72	4,178,582.72	0.00	0.00	0.00	4,178,582.72	164,581,417.28	0.00	0.00
MOOE		168,760,000.00	0.00	168,760,000.00	4,178,582.72	0.00	0.00	0.00	4,178,582.72	4,178,582.72	0.00	0.00	0.00	4,178,582.72	164,581,417.28	0.00	0.00
Sub-Total, Operations		168,760,000.00	0.00	168,760,000.00	4,178,582.72	0.00	0.00	0.00	4,178,582.72	4,178,582.72	0.00	0.00	0.00	4,178,582.72	164,581,417.28	0.00	0.00
PS		0.00	0.00	0.00	0.00	0.00	0.00	0.00	0.00	0.00	0.00	0.00	0.00	0.00	0.00	0.00	0.00
MOOE		168,760,000.00	0.00	168,760,000.00	4,178,582.72	0.00	0.00	0.00	4,178,582.72	4,178,582.72	0.00	0.00	0.00	4,178,582.72	164,581,417.28	0.00	0.00
FinEx (if Applicable)		0.00	0.00	0.00	0.00	0.00	0.00	0.00	0.00	0.00	0.00	0.00	0.00	0.00	0.00	0.00	0.00
CO		0.00	0.00	0.00	0.00	0.00	0.00	0.00	0.00	0.00	0.00	0.00	0.00	0.00	0.00	0.00	0.00
GRAND TOTAL		168,760,000.00	0.00	168,760,000.00	4,178,582.72	0.00	0.00	0.00	4,178,582.72	4,178,582.72	0.00	0.00	0.00	4,178,582.72	164,581,417.28	0.00	0.00
PS		0.00	0.00	0.00	0.00	0.00	0.00	0.00	0.00	0.00	0.00	0.00	0.00	0.00	0.00	0.00	0.00
MOOE		168,760,000.00	0.00	168,760,000.00	4,178,582.72	0.00	0.00	0.00	4,178,582.72	4,178,582.72	0.00	0.00	0.00	4,178,582.72	164,581,417.28	0.00	0.00
FinEx (if Applicable)		0.00	0.00	0.00	0.00	0.00	0.00	0.00	0.00	0.00	0.00	0.00	0.00	0.00	0.00	0.00	0.00
CO		0.00	0.00	0.00	0.00	0.00	0.00	0.00	0.00	0.00	0.00	0.00	0.00	0.00	0.00	0.00	0.00

Prepared By:

 MARY ROAN S. SAN DIEGO
 Budget Officer III
 Date: 4/15/23 1:20 AM

Certified Correct:

 JO ANN F. MENDOZA
 Accountant IV
 Date: 4/15/23 1:20 AM

Recommending Approval By:

 CATALINA R. CARAAN
 Chief Administrative Officer
 Date: 4/24/23 6:02 PM

Approved By:

 ELEAZAR E. RICOTE
 Deputy Executive Director
 Date: 4/25/23 12:06 AM


SUMMARY OF APPROVED BUDGET, UTILIZATIONS, DISBURSEMENTS AND BALANCES BY OBJECT OF EXPENDITURES


(For Off-Budgetary Funds)

As at the Quarter Ending March 31, 2023

Department : National Economic and Development Authority (NEDA)
 Agency/Entity : Public-Private Partnership Center of the Philippines
 Operating Unit : < not applicable >
 Organization Code (UACS) : 24 005 0000000
 Fund Cluster : 06 Business Related Funds
 (e.g. UACS Fund Cluster: 05-Internally Generated Funds and 06-Business Related Funds)

Particulars	UACS CODE	Approved Budget			Utilizations					Disbursements				Balances			
		Approved Budgeted Revenue	Adjustments (Reductions, Modifications/ Augmentation)	Adjusted Budgeted Revenue	1st Quarter Ending March 31	2nd Quarter Ending June 30	3rd Quarter Ending September 30	4th Quarter Ending December 31	Total	1st Quarter Ending March 31	2nd Quarter Ending June 30	3rd Quarter Ending September 30	4th Quarter Ending December 31	TOTAL	Unutilized Budget	Unpaid Obligations (10-15)=(17+18)	
																Due and Demandable	Not Yet Due and Demandable
1	2	3	4	5=[(3+(-)4)]	6	7	8	9	10=(6+7+8+9)	11	12	13	14	15=(11+12+13+14)	16=(5-10)	17	18
SUMMARY																	
A. AGENCY SPECIFIC BUDGET																	
Maintenance and Other Operating Expenses		168,760,000.00	0.00	168,760,000.00	4,178,582.72	0.00	0.00	0.00	4,178,582.72	4,178,582.72	0.00	0.00	0.00	4,178,582.72	164,581,417.28	0.00	0.00
Professional Services	5021100000	168,760,000.00	0.00	168,760,000.00	4,178,582.72	0.00	0.00	0.00	4,178,582.72	4,178,582.72	0.00	0.00	0.00	4,178,582.72	164,581,417.28	0.00	0.00
Consultancy Services	5021103000	168,760,000.00	0.00	168,760,000.00	4,178,582.72	0.00	0.00	0.00	4,178,582.72	4,178,582.72	0.00	0.00	0.00	4,178,582.72	164,581,417.28	0.00	0.00
Consultancy Services	5021103002	168,760,000.00	0.00	168,760,000.00	4,178,582.72	0.00	0.00	0.00	4,178,582.72	4,178,582.72	0.00	0.00	0.00	4,178,582.72	164,581,417.28	0.00	0.00
GRAND TOTAL		168,760,000.00	0.00	168,760,000.00	4,178,582.72	0.00	0.00	0.00	4,178,582.72	4,178,582.72	0.00	0.00	0.00	4,178,582.72	164,581,417.28	0.00	0.00

Prepared By:

 MARY ROAN S. SAN DIEGO
 Budget Officer III
Date: 4/25/23 12:11 AM

Certified Correct:

 JO ANN P. MENDOZA
 Accountant IV
Date: 2023-04-24 16:11:09

Recommending Approval:

 CATALINA R. CARAAN
 Chief Administrative Officer
Date: 4/25/23 12:14 AM

Approved By:

 ELEAZAR E. RICOTE
 Deputy Executive Director
Date: 4/25/23 12:20 AM

MONTHLY REPORT OF DISBURSEMENTS
For the month of January 2023

Department : National Economic and Development Authority (NEDA)
 Agency/Entity : Public-Private Partnership Center of the Philippines
 Operating Unit : < not applicable >
 Organization Code (UACS) : 24 005 0000000
 Fund Cluster : 01 Regular Agency Fund


Particulars	Current Year Budget					Prior Year's Budget											SUB-TOTAL	Trust Liabilities				Grand Total					Remarks		
	PS	MOOE	FinEx	CO	TOTAL	Prior Year's Accounts Payable					Current Year's Accounts Payable					TOTAL		PS	MOOE	CO	TOTAL	PS	MOOE	FinEx	CO	TOTAL			
						PS	MOOE	FinEx	CO	Sub-Total	PS	MOOE	FinEx	CO	Sub-Total														
1	2	3	4	5	6=(2+3+4+5)	7	8	9	10	11=(7+8+9+10)	12	13	14	15	16=(12+13+14+15)	17=(11+16)	18=(6+17)	19	20	21	22=(19+20+21)	23	24	25	26	27=(23+24+25+26)	28		
CASH DISBURSEMENTS	5,189,662.73	2,904,789.56	0.00	0.00	8,094,452.29	0.00	2,012,485.68	0.00	0.00	2,012,485.68	0.00	211,100.62	0.00	0.00	211,100.62	2,223,586.30	10,318,038.59	0.00	0.00	0.00	0.00	5,189,662.73	5,128,375.86	0.00	0.00	10,318,038.59			
Notice of Cash Allocation (NCA)	5,189,662.73	2,904,789.56	0.00	0.00	8,094,452.29	0.00	2,012,485.68	0.00	0.00	2,012,485.68	0.00	211,100.62	0.00	0.00	211,100.62	2,223,586.30	10,318,038.59	0.00	0.00	0.00	0.00	5,189,662.73	5,128,375.86	0.00	0.00	10,318,038.59			
MDS Checks Issued	6,670.17	2,696,519.03	0.00	0.00	2,703,189.20	0.00	290,822.31	0.00	0.00	290,822.31	0.00	0.00	0.00	0.00	290,822.31	2,994,011.51	2,994,011.51	0.00	0.00	0.00	0.00	6,670.17	2,987,341.34	0.00	0.00	2,994,011.51			
Advice to Debit Account	5,182,992.56	208,270.53	0.00	0.00	5,391,263.09	0.00	1,721,663.37	0.00	0.00	1,721,663.37	0.00	211,100.62	0.00	0.00	211,100.62	1,932,763.99	7,324,027.08	0.00	0.00	0.00	0.00	5,182,992.56	2,141,034.52	0.00	0.00	7,324,027.08			
Notice of Transfer Allocations (NTA)	0.00	0.00	0.00	0.00	0.00	0.00	0.00	0.00	0.00	0.00	0.00	0.00	0.00	0.00	0.00	0.00	0.00	0.00	0.00	0.00	0.00	0.00	0.00	0.00	0.00	0.00	0.00		
MDS Checks Issued	0.00	0.00	0.00	0.00	0.00	0.00	0.00	0.00	0.00	0.00	0.00	0.00	0.00	0.00	0.00	0.00	0.00	0.00	0.00	0.00	0.00	0.00	0.00	0.00	0.00	0.00	0.00	0.00	
Advice to Debit Account	0.00	0.00	0.00	0.00	0.00	0.00	0.00	0.00	0.00	0.00	0.00	0.00	0.00	0.00	0.00	0.00	0.00	0.00	0.00	0.00	0.00	0.00	0.00	0.00	0.00	0.00	0.00	0.00	
Working Fund for FAPs	0.00	0.00	0.00	0.00	0.00	0.00	0.00	0.00	0.00	0.00	0.00	0.00	0.00	0.00	0.00	0.00	0.00	0.00	0.00	0.00	0.00	0.00	0.00	0.00	0.00	0.00	0.00	0.00	
Cash Disbursement Ceiling (CDC)	0.00	0.00	0.00	0.00	0.00	0.00	0.00	0.00	0.00	0.00	0.00	0.00	0.00	0.00	0.00	0.00	0.00	0.00	0.00	0.00	0.00	0.00	0.00	0.00	0.00	0.00	0.00	0.00	
TOTAL CASH DISBURSEMENTS	5,189,662.73	2,904,789.56	0.00	0.00	8,094,452.29	0.00	2,012,485.68	0.00	0.00	2,012,485.68	0.00	211,100.62	0.00	0.00	211,100.62	2,223,586.30	10,318,038.59	0.00	0.00	0.00	0.00	5,189,662.73	5,128,375.86	0.00	0.00	10,318,038.59			
NON-CASH DISBURSEMENTS	898,654.17	251,651.83	0.00	0.00	1,150,306.00	0.00	115,191.24	0.00	0.00	115,191.24	0.00	13,734.38	0.00	0.00	13,734.38	128,925.62	1,279,231.62	0.00	0.00	0.00	0.00	898,654.17	380,577.45	0.00	0.00	1,279,231.62			
Tax Remittance Advices Issued (TRA)	898,654.17	251,651.83	0.00	0.00	1,150,306.00	0.00	115,191.24	0.00	0.00	115,191.24	0.00	13,734.38	0.00	0.00	13,734.38	128,925.62	1,279,231.62	0.00	0.00	0.00	0.00	898,654.17	380,577.45	0.00	0.00	1,279,231.62			
Non-Cash Availment Authority (NCAA)	0.00	0.00	0.00	0.00	0.00	0.00	0.00	0.00	0.00	0.00	0.00	0.00	0.00	0.00	0.00	0.00	0.00	0.00	0.00	0.00	0.00	0.00	0.00	0.00	0.00	0.00	0.00		
Disbursements effected through outright deductions from claims (please specify...)	0.00	0.00	0.00	0.00	0.00	0.00	0.00	0.00	0.00	0.00	0.00	0.00	0.00	0.00	0.00	0.00	0.00	0.00	0.00	0.00	0.00	0.00	0.00	0.00	0.00	0.00	0.00	0.00	
Overpayment of expenses(e.g. personnel benefits)	0.00	0.00	0.00	0.00	0.00	0.00	0.00	0.00	0.00	0.00	0.00	0.00	0.00	0.00	0.00	0.00	0.00	0.00	0.00	0.00	0.00	0.00	0.00	0.00	0.00	0.00	0.00	0.00	
Restitution for loss of government property	0.00	0.00	0.00	0.00	0.00	0.00	0.00	0.00	0.00	0.00	0.00	0.00	0.00	0.00	0.00	0.00	0.00	0.00	0.00	0.00	0.00	0.00	0.00	0.00	0.00	0.00	0.00	0.00	
Liquidated damages and similar claims	0.00	0.00	0.00	0.00	0.00	0.00	0.00	0.00	0.00	0.00	0.00	0.00	0.00	0.00	0.00	0.00	0.00	0.00	0.00	0.00	0.00	0.00	0.00	0.00	0.00	0.00	0.00	0.00	
Others (TEF, BTr, Documentary Stamp Tax, etc.)	0.00	0.00	0.00	0.00	0.00	0.00	0.00	0.00	0.00	0.00	0.00	0.00	0.00	0.00	0.00	0.00	0.00	0.00	0.00	0.00	0.00	0.00	0.00	0.00	0.00	0.00	0.00	0.00	
TOTAL NON-CASH DISBURSEMENTS	898,654.17	251,651.83	0.00	0.00	1,150,306.00	0.00	115,191.24	0.00	0.00	115,191.24	0.00	13,734.38	0.00	0.00	13,734.38	128,925.62	1,279,231.62	0.00	0.00	0.00	0.00	898,654.17	380,577.45	0.00	0.00	1,279,231.62			
GRAND TOTAL	6,088,316.90	3,156,441.39	0.00	0.00	9,244,758.29	0.00	2,127,676.92	0.00	0.00	2,127,676.92	0.00	224,835.00	0.00	0.00	224,835.00	2,352,511.92	11,597,270.21	0.00	0.00	0.00	0.00	6,088,316.90	5,508,953.31	0.00	0.00	11,597,270.21			

SUMMARY


Particulars	Previous Report	This Month	As at Date
(1)	(2)	(3)	(4)
Total Disbursement Authorities Received	0.00	14,352,231.62	14,352,231.62
NCA	0.00	13,073,000.00	13,073,000.00
NTA	0.00	0.00	0.00
Working Fund	0.00	0.00	0.00
TRA	0.00	1,279,231.62	1,279,231.62
CDC	0.00	0.00	0.00
NCAA	0.00	0.00	0.00
Less: Notice of Transfer of Allocations (NTA)* issued	0.00	0.00	0.00
Total Disbursement Authorities Available	0.00	14,352,231.62	14,352,231.62
Less:	0.00	0.00	0.00
Lapsed NCA	0.00	0.00	0.00
Disbursements	0.00	11,597,270.21	11,597,270.21
Less: Other Non-Cash Disbursements	0.00	0.00	0.00
Disbursements effected through outright deductions from claims	0.00	0.00	0.00
Overpayment of expenses(e.g. personnel benefits)	0.00	0.00	0.00
Restitution for loss of government property	0.00	0.00	0.00
Liquidated damages and similar claims	0.00	0.00	0.00
Others (e.g. TEF, BTr, Docs Stamp, etc.)	0.00	0.00	0.00
Add/Less: Adjustments (e.g. cancelled/staled checks)	0.00	0.00	0.00
Balance of Disbursement Authorities as at date	0.00	2,754,961.41	2,754,961.41
Total Disbursements Program	0.00	14,244,000.00	14,244,000.00
Less: *Actual Disbursements	0.00	11,597,270.21	11,597,270.21
(Over)/Under spending	0.00	2,646,729.79	2,646,729.79

Notes: * The use of NTA is discouraged
 Notes: ** Amounts should tally with the grand total disbursement (column 27).

Certified Correct:


 JO ANN T. MENDOZA
 Accountant IV
 Date: 2023-05-11 14:24:32

Recommending Approval:


 CATALINA R. CARAAN
 Director IV
 Date: 2023-05-11 14:25:25

Approved By:


 ELEAZAR E. RICOTE
 Deputy Executive Director
 Date: 2023-05-11 14:28:17

MONTHLY REPORT OF DISBURSEMENTS
For the month of February 2023

Department : National Economic and Development Authority (NEDA)
 Agency/Entity : Public-Private Partnership Center of the Philippines
 Operating Unit : < not applicable >
 Organization Code (UACS) : 24 005 0000000
 Fund Cluster : 01 Regular Agency Fund


Particulars	Current Year Budget					Prior Year's Budget											SUB-TOTAL	Trust Liabilities				Grand Total					Remarks		
	PS	MOOE	FinEx	CO	TOTAL	Prior Year's Accounts Payable					Current Year's Accounts Payable					TOTAL		PS	MOOE	CO	TOTAL	PS	MOOE	FinEx	CO	TOTAL			
						PS	MOOE	FinEx	CO	Sub-Total	PS	MOOE	FinEx	CO	Sub-Total														
1	2	3	4	5	6=(2+3+4+5)	7	8	9	10	11=(7+8+9+10)	12	13	14	15	16=(12+13+14+15)	17=(11+16)	18=(6+17)	19	20	21	22=(19+20+21)	23	24	25	26	27=(23+24+25+26)	28		
CASH DISBURSEMENTS	8,467,972.32	4,180,863.37	0.00	3,978,407.15	16,627,242.84	0.00	316,104.45	0.00	0.00	316,104.45	0.00	216,060.77	0.00	0.00	216,060.77	532,165.22	17,159,408.06	0.00	0.00	0.00	0.00	8,467,972.32	4,713,028.59	0.00	3,978,407.15	17,159,408.06			
Notice of Cash Allocation (NCA)	8,467,972.32	4,180,863.37	0.00	3,978,407.15	16,627,242.84	0.00	316,104.45	0.00	0.00	316,104.45	0.00	216,060.77	0.00	0.00	216,060.77	532,165.22	17,159,408.06	0.00	0.00	0.00	0.00	8,467,972.32	4,713,028.59	0.00	3,978,407.15	17,159,408.06			
MDS Checks Issued	1,978,419.53	3,304,563.87	0.00	0.00	5,282,983.40	0.00	0.00	0.00	0.00	0.00	0.00	0.00	0.00	0.00	0.00	0.00	5,282,983.40	0.00	0.00	0.00	0.00	1,978,419.53	3,304,563.87	0.00	0.00	5,282,983.40			
Advice to Debit Account	6,489,552.79	876,299.50	0.00	3,978,407.15	11,344,259.44	0.00	316,104.45	0.00	0.00	316,104.45	0.00	216,060.77	0.00	0.00	216,060.77	532,165.22	11,876,424.66	0.00	0.00	0.00	0.00	6,489,552.79	1,408,464.72	0.00	3,978,407.15	11,876,424.66			
Notice of Transfer Allocations (NTA)	0.00	0.00	0.00	0.00	0.00	0.00	0.00	0.00	0.00	0.00	0.00	0.00	0.00	0.00	0.00	0.00	0.00	0.00	0.00	0.00	0.00	0.00	0.00	0.00	0.00	0.00	0.00		
MDS Checks Issued	0.00	0.00	0.00	0.00	0.00	0.00	0.00	0.00	0.00	0.00	0.00	0.00	0.00	0.00	0.00	0.00	0.00	0.00	0.00	0.00	0.00	0.00	0.00	0.00	0.00	0.00	0.00	0.00	
Advice to Debit Account	0.00	0.00	0.00	0.00	0.00	0.00	0.00	0.00	0.00	0.00	0.00	0.00	0.00	0.00	0.00	0.00	0.00	0.00	0.00	0.00	0.00	0.00	0.00	0.00	0.00	0.00	0.00	0.00	
Working Fund for FAPs	0.00	0.00	0.00	0.00	0.00	0.00	0.00	0.00	0.00	0.00	0.00	0.00	0.00	0.00	0.00	0.00	0.00	0.00	0.00	0.00	0.00	0.00	0.00	0.00	0.00	0.00	0.00	0.00	
Cash Disbursement Ceiling (CDC)	0.00	0.00	0.00	0.00	0.00	0.00	0.00	0.00	0.00	0.00	0.00	0.00	0.00	0.00	0.00	0.00	0.00	0.00	0.00	0.00	0.00	0.00	0.00	0.00	0.00	0.00	0.00	0.00	
TOTAL CASH DISBURSEMENTS	8,467,972.32	4,180,863.37	0.00	3,978,407.15	16,627,242.84	0.00	316,104.45	0.00	0.00	316,104.45	0.00	216,060.77	0.00	0.00	216,060.77	532,165.22	17,159,408.06	0.00	0.00	0.00	0.00	8,467,972.32	4,713,028.59	0.00	3,978,407.15	17,159,408.06			
NON-CASH DISBURSEMENTS	908,418.56	297,215.29	0.00	225,192.85	1,430,826.70	0.00	(3,818.98)	0.00	0.00	(3,818.98)	0.00	15,451.87	0.00	0.00	15,451.87	11,632.89	1,442,459.59	0.00	0.00	0.00	0.00	908,418.56	308,848.18	0.00	225,192.85	1,442,459.59			
Tax Remittance Advices Issued (TRA)	908,418.56	297,215.29	0.00	225,192.85	1,430,826.70	0.00	(3,818.98)	0.00	0.00	(3,818.98)	0.00	15,451.87	0.00	0.00	15,451.87	11,632.89	1,442,459.59	0.00	0.00	0.00	0.00	908,418.56	308,848.18	0.00	225,192.85	1,442,459.59			
Non-Cash Availment Authority (NCAA)	0.00	0.00	0.00	0.00	0.00	0.00	0.00	0.00	0.00	0.00	0.00	0.00	0.00	0.00	0.00	0.00	0.00	0.00	0.00	0.00	0.00	0.00	0.00	0.00	0.00	0.00	0.00	0.00	
Disbursements effected through outright deductions from claims (please specify)	0.00	0.00	0.00	0.00	0.00	0.00	0.00	0.00	0.00	0.00	0.00	0.00	0.00	0.00	0.00	0.00	0.00	0.00	0.00	0.00	0.00	0.00	0.00	0.00	0.00	0.00	0.00	0.00	
Overpayment of expenses(e.g. personnel benefits)	0.00	0.00	0.00	0.00	0.00	0.00	0.00	0.00	0.00	0.00	0.00	0.00	0.00	0.00	0.00	0.00	0.00	0.00	0.00	0.00	0.00	0.00	0.00	0.00	0.00	0.00	0.00	0.00	
Restitution for loss of government property	0.00	0.00	0.00	0.00	0.00	0.00	0.00	0.00	0.00	0.00	0.00	0.00	0.00	0.00	0.00	0.00	0.00	0.00	0.00	0.00	0.00	0.00	0.00	0.00	0.00	0.00	0.00	0.00	
Liquidated damages and similar claims	0.00	0.00	0.00	0.00	0.00	0.00	0.00	0.00	0.00	0.00	0.00	0.00	0.00	0.00	0.00	0.00	0.00	0.00	0.00	0.00	0.00	0.00	0.00	0.00	0.00	0.00	0.00	0.00	
Others (TEF, BTr-Documentary Stamp Tax, etc.)	0.00	0.00	0.00	0.00	0.00	0.00	0.00	0.00	0.00	0.00	0.00	0.00	0.00	0.00	0.00	0.00	0.00	0.00	0.00	0.00	0.00	0.00	0.00	0.00	0.00	0.00	0.00	0.00	
TOTAL NON-CASH DISBURSEMENTS	908,418.56	297,215.29	0.00	225,192.85	1,430,826.70	0.00	(3,818.98)	0.00	0.00	(3,818.98)	0.00	15,451.87	0.00	0.00	15,451.87	11,632.89	1,442,459.59	0.00	0.00	0.00	0.00	908,418.56	308,848.18	0.00	225,192.85	1,442,459.59			
GRAND TOTAL	9,376,390.88	4,478,078.66	0.00	4,203,600.00	18,058,069.54	0.00	312,285.47	0.00	0.00	312,285.47	0.00	231,512.64	0.00	0.00	231,512.64	543,798.11	18,601,867.65	0.00	0.00	0.00	0.00	9,376,390.88	5,021,876.77	0.00	4,203,600.00	18,601,867.65			

SUMMARY

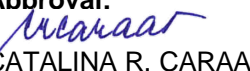
Particulars	Previous Report	This Month	As at Date
(1)	(2)	(3)	(4)
Total Disbursement Authorities Received	14,352,231.62	15,847,459.59	30,199,691.21
NCA	13,073,000.00	14,405,000.00	27,478,000.00
NTA	0.00	0.00	0.00
Working Fund	0.00	0.00	0.00
TRA	1,279,231.62	1,442,459.59	2,721,691.21
CDC	0.00	0.00	0.00
NCAA	0.00	0.00	0.00
Less: Notice of Transfer of Allocations (NTA)* issued	0.00	0.00	0.00
Total Disbursement Authorities Available	14,352,231.62	15,847,459.59	30,199,691.21
Less:	0.00	0.00	0.00
Lapsed NCA	0.00	0.00	0.00
Disbursements	11,597,270.21	18,601,867.65	30,199,137.86
Less: Other Non-Cash Disbursements	0.00	0.00	0.00
Disbursements effected through outright deductions from claims	0.00	0.00	0.00
Overpayment of expenses(e.g. personnel benefits)	0.00	0.00	0.00
Restitution for loss of government property	0.00	0.00	0.00
Liquidated damages and similar claims	0.00	0.00	0.00
Others (e.g. TEF, BTr, Docs Stamp, etc.)	0.00	0.00	0.00
Add/Less: Adjustments (e.g. cancelled/staled checks)	0.00	0.00	0.00
Balance of Disbursement Authorities as at date	2,754,961.41	(2,754,408.06)	553.35
Total Disbursements Program	14,244,000.00	15,646,000.00	29,890,000.00
Less: *Actual Disbursements	11,597,270.21	18,601,867.65	30,199,137.86
(Over)/Under spending	2,646,729.79	(2,955,867.65)	(309,137.86)

Notes: * The use of NTA is discouraged
 Notes: ** Amounts should tally with the grand total disbursement (column 27).


Certified Correct:


 JO ANN T. MENDOZA
 Accountant IV
 Date: 2023-05-11 14:25:01

Recommending

Approval:

 CATALINA R. CARAAN
 Director IV
 Date: 2023-05-11 14:25:52

Approved By:


 ELEAZAR E. RICOTE
 Deputy Executive Director
 Date: 2023-05-11 14:28:58

MONTHLY REPORT OF DISBURSEMENTS

For the month of March 2023

Department : National Economic and Development Authority (NEDA)
 Agency/Entity : Public-Private Partnership Center of the Philippines
 Operating Unit : < not applicable >
 Organization Code (UACS) : 24 005 0000000
 Fund Cluster : 01 Regular Agency Fund

Particulars	Current Year Budget					Prior Year's Budget											SUB-TOTAL	Trust Liabilities				Grand Total					Remarks
	PS	MOOE	FinEx	CO	TOTAL	Prior Year's Accounts Payable					Current Year's Accounts Payable					TOTAL		PS	MOOE	CO	TOTAL	PS	MOOE	FinEx	CO	TOTAL	
						PS	MOOE	FinEx	CO	Sub-Total	PS	MOOE	FinEx	CO	Sub-Total												
1	2	3	4	5	6=(2+3+4+5)	7	8	9	10	11=(7+8+9+10)	12	13	14	15	16=(12+13+14+15)	17=(11+16)	18=(6+17)	19	20	21	22=(19+20+21)	23	24	25	26	27=(23+24+25+26)	28
CASH DISBURSEMENTS	7,559,026.18	3,598,314.29	0.00	661,328.91	11,818,669.38	0.00	882.00	0.00	0.00	882.00	0.00	2,806,965.75	0.00	0.00	2,806,965.75	2,807,847.75	14,626,517.13	0.00	0.00	0.00	0.00	7,559,026.18	6,406,162.04	0.00	661,328.91	14,626,517.13	
Notice of Cash Allocation (NCA)	7,559,026.18	3,598,314.29	0.00	661,328.91	11,818,669.38	0.00	882.00	0.00	0.00	882.00	0.00	2,806,965.75	0.00	0.00	2,806,965.75	2,807,847.75	14,626,517.13	0.00	0.00	0.00	0.00	7,559,026.18	6,406,162.04	0.00	661,328.91	14,626,517.13	
MDS Checks Issued	2,011,221.52	2,975,585.11	0.00	0.00	4,986,806.63	0.00	0.00	0.00	0.00	0.00	0.00	0.00	0.00	0.00	0.00	0.00	4,986,806.63	0.00	0.00	0.00	0.00	2,011,221.52	2,975,585.11	0.00	0.00	4,986,806.63	
Advice to Debit Account	5,547,804.66	622,729.18	0.00	661,328.91	6,831,862.75	0.00	882.00	0.00	0.00	882.00	0.00	2,806,965.75	0.00	0.00	2,806,965.75	2,807,847.75	9,639,710.50	0.00	0.00	0.00	0.00	5,547,804.66	3,430,576.93	0.00	661,328.91	9,639,710.50	
Notice of Transfer Allocations (NTA)	0.00	0.00	0.00	0.00	0.00	0.00	0.00	0.00	0.00	0.00	0.00	0.00	0.00	0.00	0.00	0.00	0.00	0.00	0.00	0.00	0.00	0.00	0.00	0.00	0.00	0.00	0.00
MDS Checks Issued	0.00	0.00	0.00	0.00	0.00	0.00	0.00	0.00	0.00	0.00	0.00	0.00	0.00	0.00	0.00	0.00	0.00	0.00	0.00	0.00	0.00	0.00	0.00	0.00	0.00	0.00	0.00
Advice to Debit Account	0.00	0.00	0.00	0.00	0.00	0.00	0.00	0.00	0.00	0.00	0.00	0.00	0.00	0.00	0.00	0.00	0.00	0.00	0.00	0.00	0.00	0.00	0.00	0.00	0.00	0.00	0.00
Working Fund for FAPs	0.00	0.00	0.00	0.00	0.00	0.00	0.00	0.00	0.00	0.00	0.00	0.00	0.00	0.00	0.00	0.00	0.00	0.00	0.00	0.00	0.00	0.00	0.00	0.00	0.00	0.00	0.00
Cash Disbursement Ceiling (CDC)	0.00	0.00	0.00	0.00	0.00	0.00	0.00	0.00	0.00	0.00	0.00	0.00	0.00	0.00	0.00	0.00	0.00	0.00	0.00	0.00	0.00	0.00	0.00	0.00	0.00	0.00	0.00
TOTAL CASH DISBURSEMENTS	7,559,026.18	3,598,314.29	0.00	661,328.91	11,818,669.38	0.00	882.00	0.00	0.00	882.00	0.00	2,806,965.75	0.00	0.00	2,806,965.75	2,807,847.75	14,626,517.13	0.00	0.00	0.00	0.00	7,559,026.18	6,406,162.04	0.00	661,328.91	14,626,517.13	
NON-CASH DISBURSEMENTS	896,730.44	265,436.68	0.00	44,088.59	1,206,255.71	0.00	18.00	0.00	0.00	18.00	0.00	183,218.53	0.00	0.00	183,218.53	183,236.53	1,389,492.24	0.00	0.00	0.00	0.00	896,730.44	448,673.21	0.00	44,088.59	1,389,492.24	
Tax Remittance Advices Issued (TRA)	896,730.44	265,436.68	0.00	44,088.59	1,206,255.71	0.00	18.00	0.00	0.00	18.00	0.00	183,218.53	0.00	0.00	183,218.53	183,236.53	1,389,492.24	0.00	0.00	0.00	0.00	896,730.44	448,673.21	0.00	44,088.59	1,389,492.24	
Non-Cash Availment Authority (NCAA)	0.00	0.00	0.00	0.00	0.00	0.00	0.00	0.00	0.00	0.00	0.00	0.00	0.00	0.00	0.00	0.00	0.00	0.00	0.00	0.00	0.00	0.00	0.00	0.00	0.00	0.00	0.00
Disbursements effected through outright deductions from claims (please specify)	0.00	0.00	0.00	0.00	0.00	0.00	0.00	0.00	0.00	0.00	0.00	0.00	0.00	0.00	0.00	0.00	0.00	0.00	0.00	0.00	0.00	0.00	0.00	0.00	0.00	0.00	0.00
Overpayment of expenses(e.g. personnel benefits)	0.00	0.00	0.00	0.00	0.00	0.00	0.00	0.00	0.00	0.00	0.00	0.00	0.00	0.00	0.00	0.00	0.00	0.00	0.00	0.00	0.00	0.00	0.00	0.00	0.00	0.00	0.00
Restitution for loss of government property	0.00	0.00	0.00	0.00	0.00	0.00	0.00	0.00	0.00	0.00	0.00	0.00	0.00	0.00	0.00	0.00	0.00	0.00	0.00	0.00	0.00	0.00	0.00	0.00	0.00	0.00	0.00
Liquidated damages and similar claims	0.00	0.00	0.00	0.00	0.00	0.00	0.00	0.00	0.00	0.00	0.00	0.00	0.00	0.00	0.00	0.00	0.00	0.00	0.00	0.00	0.00	0.00	0.00	0.00	0.00	0.00	0.00
Others(TEF, BTr-Documetary Stamp Tax, etc.)	0.00	0.00	0.00	0.00	0.00	0.00	0.00	0.00	0.00	0.00	0.00	0.00	0.00	0.00	0.00	0.00	0.00	0.00	0.00	0.00	0.00	0.00	0.00	0.00	0.00	0.00	0.00
TOTAL NON-CASH DISBURSEMENTS	896,730.44	265,436.68	0.00	44,088.59	1,206,255.71	0.00	18.00	0.00	0.00	18.00	0.00	183,218.53	0.00	0.00	183,218.53	183,236.53	1,389,492.24	0.00	0.00	0.00	0.00	896,730.44	448,673.21	0.00	44,088.59	1,389,492.24	
GRAND TOTAL	8,455,756.62	3,863,750.97	0.00	705,417.50	13,024,925.09	0.00	900.00	0.00	0.00	900.00	0.00	2,990,184.28	0.00	0.00	2,990,184.28	2,991,084.28	16,016,009.37	0.00	0.00	0.00	0.00	8,455,756.62	6,854,835.25	0.00	705,417.50	16,016,009.37	

SUMMARY

Particulars	Previous Report	This Month	As at Date
(1)	(2)	(3)	(4)
Total Disbursement Authorities Received	30,199,691.21	16,015,492.24	46,215,183.45
NCA	27,478,000.00	14,626,000.00	42,104,000.00
NTA	0.00	0.00	0.00
Working Fund	0.00	0.00	0.00
TRA	2,721,691.21	1,389,492.24	4,111,183.45
CDC	0.00	0.00	0.00
NCAA	0.00	0.00	0.00
Less: Notice of Transfer of Allocations (NTA)* issued	0.00	0.00	0.00
Total Disbursement Authorities Available	30,199,691.21	16,015,492.24	46,215,183.45
Less:	0.00	0.00	0.00
Lapsed NCA	0.00	36.22	36.22
Disbursements	30,199,137.86	16,016,009.37	46,215,147.23
Less: Other Non-Cash Disbursements	0.00	0.00	0.00
Disbursements effected through outright deductions from claims	0.00	0.00	0.00
Overpayment of expenses(e.g. personnel benefits)	0.00	0.00	0.00
Restitution for loss of government property	0.00	0.00	0.00
Liquidated damages and similar claims	0.00	0.00	0.00
Others (e.g. TEF, BTr, Docs Stamp, etc.)	0.00	0.00	0.00
Add/Less: Adjustments (e.g. cancelled/staled checks)	0.00	0.00	0.00
Balance of Disbursement Authorities as at date	553.35	(553.35)	0.00
Total Disbursements Program	29,890,000.00	24,221,000.00	54,111,000.00
Less: *Actual Disbursements	30,199,137.86	16,016,009.37	46,215,147.23
(Over)/Under spending	(309,137.86)	8,204,990.63	7,895,852.77

Notes: * The use of NTA is discouraged
 Notes: ** Amounts should tally with the grand total disbursement (column 27).

Certified Correct:


 JO ANN T. MENDOZA

Accountant IV

Date: 2023-05-11 14:24:14

Recommending Approval:


 CATALINA R. CARAAN

Director IV, Administrative Service

Date: 2023-05-11
 14:26:24

Approved By:


 ELEAZAR E. RICOTE

Deputy Executive Director

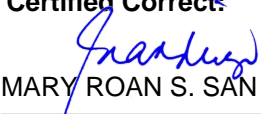
Date: 2023-05-11 14:29:28


QUARTERLY REPORT OF REVENUE AND OTHER RECEIPTS

As at the Quarter Ending March 31, 2023

Department : National Economic and Development Authority (NEDA)
 Agency : Public-Private Partnership Center of the Philippines
 Operating Unit : < not applicable >
 Organization Code (UACS) : 24 005 0000000
 Fund Cluster : 01 - Regular Agency Fund


Classsification/Sources of Revenue and Other Receipts	UACS CODE	REVENUE TARGET (Annual) per BESF	Actual Revenue and Other Receipts Collections					Cumulative Remittance/Deposits to Date			Variance		Remarks
			1st Quarter Ending March 31	2nd Quarter Ending June 30	3rd Quarter Ending Sept. 30	4th Quarter Ending Dec. 31	Total	Remittance to BTr	Deposited with AGDB	TOTAL	Amount	%	
1	2	3	4	5	6	7	8=[{6+(-)7}-8+9]	9	10	11=(9+10)	12=(8-3)	13=(12/3)	14
Regular Agency Fund		0.00	206,713.83	0.00	0.00	0.00	206,713.83	206,713.83	0.00	206,713.83	206,713.83	0 %	
Revenue Collections		0.00	19,542.18	0.00	0.00	0.00	19,542.18	19,542.18	0.00	19,542.18	19,542.18	0 %	
Cash Receipts		0.00	19,542.18	0.00	0.00	0.00	19,542.18	19,542.18	0.00	19,542.18	19,542.18	0 %	
Non-Tax		0.00	19,542.18	0.00	0.00	0.00	19,542.18	19,542.18	0.00	19,542.18	19,542.18	0 %	
Miscellaneous Income	4060999000	0.00	19,542.18	0.00	0.00	0.00	19,542.18	19,542.18	0.00	19,542.18	19,542.18	0 %	
Non-Revenue Collections/Other Receipts		0.00	187,171.65	0.00	0.00	0.00	187,171.65	187,171.65	0.00	187,171.65	187,171.65	0 %	
Cash Receipts		0.00	187,171.65	0.00	0.00	0.00	187,171.65	187,171.65	0.00	187,171.65	187,171.65	0 %	
Others		0.00	187,171.65	0.00	0.00	0.00	187,171.65	187,171.65	0.00	187,171.65	187,171.65	0 %	
Receivables - Disallowances/Charges	1030501000	0.00	152,153.00	0.00	0.00	0.00	152,153.00	152,153.00	0.00	152,153.00	152,153.00	0 %	
Advances for Special Disbursing Officer	1990103000	0.00	35,018.65	0.00	0.00	0.00	35,018.65	35,018.65	0.00	35,018.65	35,018.65	0 %	
TOTAL		0.00	206,713.83	0.00	0.00	0.00	206,713.83	206,713.83	0.00	206,713.83	206,713.83	0 %	

Certified Correct:

 MARY ROAN S. SAN DIEGO
 Budget Officer III
 Date: 04/25/23 00:04 AM

Certified Correct:

 JO ANN J. MENDOZA
 Accountant IV
 Date: 4/25/23 12:46 AM

Recommending Approval:

 CATALINA R. CARAAN
 Chief Administrative Officer
 Date: 4/25/23 7:14 PM

Approved By:

 ELEAZAR E. RICOTE
 Deputy Executive Director
 Date: 4/25/23 7:19 PM