

**STATEMENT OF APPROPRIATIONS, ALLOTMENTS, OBLIGATIONS, DISBURSEMENTS AND BALANCES**  
As at the Quarter Ending March 31, 2022

Department : National Economic and Development Authority (NEDA)  
 Agency/Entity : Public-Private Partnership Center of the Philippines  
 Operating Unit : < not applicable >  
 Organization Code (UACS) : 24 005 0000000  
 Fund Cluster : 01 Regular Agency Fund

X	Current Year Appropriations
	Supplemental Appropriations
	Continuing Appropriations

(e.g. UACS Fund Cluster: 01-Regular Agency Fund, 02-Foreign Assisted Projects Fund, 03-Special Account-Locally Funded/Domestic Grants Fund, and 04-Special Account-Foreign Assisted/Foreign Grants Fund)

Particulars	UACS CODE	Appropriations					Allotments		Current Year Obligations							Current Year Disbursements				Balances			
		Authorized Appropriations	Adjustments (Increase/Decrease/Modification/Supplementations)	Adjusted Appropriations	Allotments Received	Adjustments (Reductions/Modifications/Supplementations)	Transfer To	Transfer From	Adjusted Total Allotments	1st Quarter Ending March 31	2nd Quarter Ending June 30	3rd Quarter Ending Sept. 30	4th Quarter Ending Dec. 31	TOTAL	1st Quarter Ending March 31	2nd Quarter Ending June 30	3rd Quarter Ending Sept. 30	4th Quarter Ending Dec. 31	TOTAL	Unreleased Appro	Unobligated Allotments	Unpaid Obligations (15-20)-(23+24)	
		3	4	5=(3+4)	6	7	8	9	10=[(6+7)+8+9]	11	12	13	14	15=(11+12+13+14)	16	17	18	19	20=(16+17+18+19)	21	22	23	24
Agency Specific Budget		206,848,000.00	0.00	206,848,000.00	206,846,000.00	0.00	0.00	206,846,000.00	65,188,186.34	0.00	0.00	0.00	65,188,186.34	60,227,225.12	0.00	0.00	0.00	0.00	60,227,225.12	0.00	151,659,814.00	0.00	4,960,900.8
General Administration and Support	10000000000000	98,166,000.00	0.00	98,166,000.00	98,166,000.00	0.00	0.00	98,166,000.00	30,691,490.47	0.00	0.00	0.00	30,691,490.47	26,830,629.66	0.00	0.00	0.00	0.00	26,830,629.66	0.00	67,574,599.53	0.00	4,960,900.8
General management and supervision	100000100001000	97,315,000.00	0.00	97,315,000.00	97,315,000.00	0.00	0.00	97,315,000.00	30,243,490.47	0.00	0.00	0.00	30,243,490.47	26,276,529.66	0.00	0.00	0.00	0.00	26,276,529.66	0.00	67,574,599.53	0.00	4,960,900.8
PS		35,279,000.00	0.00	35,279,000.00	35,279,000.00	0.00	0.00	35,279,000.00	6,073,077.49	0.00	0.00	0.00	6,073,077.49	6,073,077.49	0.00	0.00	0.00	0.00	6,073,077.49	0.00	27,205,922.61	0.00	0.0
MOOE		62,536,000.00	0.00	62,536,000.00	62,536,000.00	0.00	0.00	62,536,000.00	22,167,412.98	0.00	0.00	0.00	22,167,412.98	17,206,452.18	0.00	0.00	0.00	0.00	17,206,452.18	0.00	40,268,537.62	0.00	4,660,000.8
Administration of Personnel Benefits	100000100002000	351,000.00	0.00	351,000.00	351,000.00	0.00	0.00	351,000.00	351,000.00	0.00	0.00	0.00	351,000.00	351,000.00	0.00	0.00	0.00	0.00	351,000.00	0.00	0.00	0.00	0.0
PS		351,000.00	0.00	351,000.00	351,000.00	0.00	0.00	351,000.00	351,000.00	0.00	0.00	0.00	351,000.00	351,000.00	0.00	0.00	0.00	0.00	351,000.00	0.00	0.00	0.00	0.0
Sub-Total, General Administration and Support		98,166,000.00	0.00	98,166,000.00	98,166,000.00	0.00	0.00	98,166,000.00	30,691,490.47	0.00	0.00	0.00	30,691,490.47	26,830,629.66	0.00	0.00	0.00	0.00	26,830,629.66	0.00	67,574,599.53	0.00	4,960,900.8
PS		35,830,000.00	0.00	35,830,000.00	35,830,000.00	0.00	0.00	35,830,000.00	6,424,077.49	0.00	0.00	0.00	6,424,077.49	6,424,077.49	0.00	0.00	0.00	0.00	6,424,077.49	0.00	27,205,922.61	0.00	0.0
MOOE		62,536,000.00	0.00	62,536,000.00	62,536,000.00	0.00	0.00	62,536,000.00	22,167,412.98	0.00	0.00	0.00	22,167,412.98	17,206,452.18	0.00	0.00	0.00	0.00	17,206,452.18	0.00	40,268,537.62	0.00	4,960,900.8
FinEx (if Applicable)		0.00	0.00	0.00	0.00	0.00	0.00	0.00	0.00	0.00	0.00	0.00	0.00	0.00	0.00	0.00	0.00	0.00	0.00	0.00	0.00	0.00	0.0
CO		0.00	0.00	0.00	0.00	0.00	0.00	0.00	0.00	0.00	0.00	0.00	0.00	0.00	0.00	0.00	0.00	0.00	0.00	0.00	0.00	0.00	0.0
Operations	30000000000000	108,682,000.00	0.00	108,682,000.00	108,682,000.00	0.00	0.00	108,682,000.00	24,690,095.47	0.00	0.00	0.00	24,690,095.47	24,690,095.47	0.00	0.00	0.00	0.00	24,690,095.47	0.00	84,085,304.53	0.00	6.9
OO: Clearer private sector participation thru Public-Private Partnership to accelerate provision of safe, efficient, reliable sustainable infrastructure and development projects		108,682,000.00	0.00	108,682,000.00	108,682,000.00	0.00	0.00	108,682,000.00	24,690,095.47	0.00	0.00	0.00	24,690,095.47	24,690,095.47	0.00	0.00	0.00	0.00	24,690,095.47	0.00	84,085,304.53	0.00	6.9
PUBLIC-PRIVATE PARTNERSHIP MANAGEMENT PROGRAM		101,682,000.00	0.00	101,682,000.00	101,682,000.00	0.00	0.00	101,682,000.00	24,690,095.47	0.00	0.00	0.00	24,690,095.47	24,690,095.47	0.00	0.00	0.00	0.00	24,690,095.47	0.00	84,085,304.53	0.00	6.9
Project Development and Advisory Assistance	310100100001000	16,627,000.00	0.00	16,627,000.00	16,627,000.00	0.00	0.00	16,627,000.00	6,629,467.10	0.00	0.00	0.00	6,629,467.10	6,629,467.10	0.00	0.00	0.00	0.00	6,629,467.10	0.00	10,397,642.00	0.00	6.6
PS		14,722,000.00	0.00	14,722,000.00	14,722,000.00	0.00	0.00	14,722,000.00	5,413,378.49	0.00	0.00	0.00	5,413,378.49	5,413,378.49	0.00	0.00	0.00	0.00	5,413,378.49	0.00	9,208,021.61	0.00	6.6
MOOE		1,205,000.00	0.00	1,205,000.00	1,205,000.00	0.00	0.00	1,205,000.00	118,078.61	0.00	0.00	0.00	118,078.61	118,078.61	0.00	0.00	0.00	0.00	118,078.61	0.00	1,088,921.39	0.00	0.0
Management and Administration of the Project Development and Monitoring Facility (PDMF) Fund	310100100002000	11,411,000.00	0.00	11,411,000.00	11,411,000.00	0.00	0.00	11,411,000.00	4,667,697.89	0.00	0.00	0.00	4,667,697.89	4,667,697.89	0.00	0.00	0.00	0.00	4,667,697.89	0.00	8,650,302.31	0.00	0.0
PS		10,850,000.00	0.00	10,850,000.00	10,850,000.00	0.00	0.00	10,850,000.00	4,481,930.69	0.00	0.00	0.00	4,481,930.69	4,481,930.69	0.00	0.00	0.00	0.00	4,481,930.69	0.00	5,388,063.31	0.00	0.0
MOOE		661,000.00	0.00	661,000.00	661,000.00	0.00	0.00	661,000.00	76,767.10	0.00	0.00	0.00	76,767.10	76,767.10	0.00	0.00	0.00	0.00	76,767.10	0.00	462,239.00	0.00	0.0
Public-Private Partnership Policy Formulation and Advocacy, and Project Monitoring and Evaluation	310100100003000	25,615,000.00	0.00	25,615,000.00	25,615,000.00	0.00	0.00	25,615,000.00	6,708,044.35	0.00	0.00	0.00	6,708,044.35	6,708,044.35	0.00	0.00	0.00	0.00	6,708,044.35	0.00	19,896,655.95	0.00	6.9
PS		23,485,000.00	0.00	23,485,000.00	23,485,000.00	0.00	0.00	23,485,000.00	6,636,224.35	0.00	0.00	0.00	6,636,224.35	6,636,224.35	0.00	0.00	0.00	0.00	6,636,224.35	0.00	17,849,776.65	0.00	0.0
MOOE		2,030,000.00	0.00	2,030,000.00	2,030,000.00	0.00	0.00	2,030,000.00	72,820.00	0.00	0.00	0.00	72,820.00	72,820.00	0.00	0.00	0.00	0.00	72,820.00	0.00	1,957,180.00	0.00	0.0

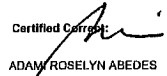
Department : National Economic and Development Authority (NEDA)  
 Agency/Entity : Public-Private Partnership Center of the Philippines  
 Operating Unit : < not applicable >  
 Organization Code (UACS) : 24 005 0000000  
 Fund Cluster : 01 Regular Agency Fund

X	Current Year Appropriations
	Supplemental Appropriations
	Continuing Appropriations

(e.g. UACS Fund Cluster: 01-Regular Agency Fund, 02-Foreign Assisted Projects Fund, 03-Special Account-Locally Funded/Domestic Grants Fund, and 04-Special Account-Foreign Assisted/Foreign Grants Fund)

Particulars	UACS CODE	Appropriations			Allotments		Current Year Obligations								Current Year Disbursements					Balances				
		Authorized Appropriations	Adjustments (Transfer To/From, Modification/ Augmentations)	Adjusted Appropriations	Allotments Received	Adjustments (Reductions, Modifications/ Augmentations)	Transfer To	Transfer From	Adjusted Total Allotments	1st Quarter Ending March 31	2nd Quarter Ending June 30	3rd Quarter Ending Sept. 30	4th Quarter Ending Dec. 31	TOTAL	1st Quarter Ending March 31	2nd Quarter Ending June 30	3rd Quarter Ending Sept. 30	4th Quarter Ending Dec. 31	TOTAL	Unreleased Appro	Unobligated Allotments	Unpaid Obligations (15-20) = (23+24)		
1	2	3	4	5=(3+4)	6	7	8	9	10=[(6)-(7)-8+9]	11	12	13	14	15=(11+12+13+14)	16	17	18	19	20=(16+17+18+19)	21	22	23	24	
Provision of Capacity Building, Knowledge Management Services, Legal Services and ICT Services	312100100004000	65,829,000.00	0.00	65,829,000.00	55,829,000.00	0.00	0.00	0.00	65,829,000.00	8,801,498.33	0.00	0.00	0.00	8,801,498.33	8,801,498.33	0.00	0.00	0.00	0.00	8,801,498.33	0.00	47,027,503.67	0.00	0.00
PS		32,485,000.00	0.00	32,485,000.00	32,485,000.00	0.00	0.00	0.00	32,485,000.00	4,070,723.17	0.00	0.00	0.00	4,070,723.17	4,070,723.17	0.00	0.00	0.00	0.00	4,070,723.17	0.00	24,414,276.83	0.00	0.00
MOOE		17,300,000.00	0.00	17,300,000.00	17,300,000.00	0.00	0.00	0.00	17,300,000.00	283,418.60	0.00	0.00	0.00	283,418.60	283,418.60	0.00	0.00	0.00	0.00	283,418.60	0.00	17,016,581.40	0.00	0.00
CO		5,954,000.00	0.00	5,954,000.00	5,954,000.00	0.00	0.00	0.00	5,954,000.00	437,356.50	0.00	0.00	0.00	437,356.50	437,356.50	0.00	0.00	0.00	0.00	437,356.50	0.00	5,516,643.50	0.00	0.00
Sub-Total, Operations		108,882,000.00	0.00	108,882,000.00	108,882,000.00	0.00	0.00	0.00	108,882,000.00	24,590,996.47	0.00	0.00	0.00	24,590,996.47	24,590,996.47	0.00	0.00	0.00	0.00	24,590,996.47	0.00	84,085,304.63	0.00	0.00
PS		61,542,000.00	0.00	61,542,000.00	61,542,000.00	0.00	0.00	0.00	61,542,000.00	23,691,282.70	0.00	0.00	0.00	23,691,282.70	23,691,282.70	0.00	0.00	0.00	0.00	23,691,282.70	0.00	67,940,737.30	0.00	0.00
MOOE		21,188,000.00	0.00	21,188,000.00	21,188,000.00	0.00	0.00	0.00	21,188,000.00	658,078.27	0.00	0.00	0.00	658,078.27	658,078.27	0.00	0.00	0.00	0.00	658,078.27	0.00	20,627,923.73	0.00	0.00
FinEx (if Applicable)		0.00	0.00	0.00	0.00	0.00	0.00	0.00	0.00	0.00	0.00	0.00	0.00	0.00	0.00	0.00	0.00	0.00	0.00	0.00	0.00	0.00	0.00	0.00
CO		5,954,000.00	0.00	5,954,000.00	5,954,000.00	0.00	0.00	0.00	5,954,000.00	437,356.50	0.00	0.00	0.00	437,356.50	437,356.50	0.00	0.00	0.00	0.00	437,356.50	0.00	5,516,643.50	0.00	0.00
Sub-Total, Agency Specific Budget		200,846,000.00	0.00	200,846,000.00	200,846,000.00	0.00	0.00	0.00	200,846,000.00	66,188,165.94	0.00	0.00	0.00	66,188,165.94	66,188,165.94	0.00	0.00	0.00	0.00	66,188,165.94	0.00	151,659,834.06	0.00	4,960,900.80
PS		117,172,000.00	0.00	117,172,000.00	117,172,000.00	0.00	0.00	0.00	117,172,000.00	32,025,340.19	0.00	0.00	0.00	32,025,340.19	32,025,340.19	0.00	0.00	0.00	0.00	32,025,340.19	0.00	85,146,659.81	0.00	0.00
MOOE		83,722,000.00	0.00	83,722,000.00	83,722,000.00	0.00	0.00	0.00	83,722,000.00	22,725,489.25	0.00	0.00	0.00	22,725,489.25	22,725,489.25	0.00	0.00	0.00	0.00	22,725,489.25	0.00	80,996,510.75	0.00	4,960,900.80
FinEx (if Applicable)		0.00	0.00	0.00	0.00	0.00	0.00	0.00	0.00	0.00	0.00	0.00	0.00	0.00	0.00	0.00	0.00	0.00	0.00	0.00	0.00	0.00	0.00	0.00
CO		5,954,000.00	0.00	5,954,000.00	5,954,000.00	0.00	0.00	0.00	5,954,000.00	437,356.50	0.00	0.00	0.00	437,356.50	437,356.50	0.00	0.00	0.00	0.00	437,356.50	0.00	5,516,643.50	0.00	0.00
II. Automatic Appropriations		10,803,000.00	0.00	10,803,000.00	10,803,000.00	0.00	0.00	0.00	10,803,000.00	2,498,968.01	0.00	0.00	0.00	2,498,968.01	2,498,968.01	0.00	0.00	0.00	0.00	2,498,968.01	0.00	8,304,031.99	0.00	0.00
Specific Budgets of National Government Agencies		10,803,000.00	0.00	10,803,000.00	10,803,000.00	0.00	0.00	0.00	10,803,000.00	2,498,968.01	0.00	0.00	0.00	2,498,968.01	2,498,968.01	0.00	0.00	0.00	0.00	2,498,968.01	0.00	8,304,031.99	0.00	0.00
Retirement and Life Insurance Premiums		10,803,000.00	0.00	10,803,000.00	10,803,000.00	0.00	0.00	0.00	10,803,000.00	2,498,968.01	0.00	0.00	0.00	2,498,968.01	2,498,968.01	0.00	0.00	0.00	0.00	2,498,968.01	0.00	8,304,031.99	0.00	0.00
PS		10,803,000.00	0.00	10,803,000.00	10,803,000.00	0.00	0.00	0.00	10,803,000.00	2,498,968.01	0.00	0.00	0.00	2,498,968.01	2,498,968.01	0.00	0.00	0.00	0.00	2,498,968.01	0.00	8,304,031.99	0.00	0.00
Sub-Total II. Automatic Appropriations		10,803,000.00	0.00	10,803,000.00	10,803,000.00	0.00	0.00	0.00	10,803,000.00	2,498,968.01	0.00	0.00	0.00	2,498,968.01	2,498,968.01	0.00	0.00	0.00	0.00	2,498,968.01	0.00	8,304,031.99	0.00	0.00
PS		10,803,000.00	0.00	10,803,000.00	10,803,000.00	0.00	0.00	0.00	10,803,000.00	2,498,968.01	0.00	0.00	0.00	2,498,968.01	2,498,968.01	0.00	0.00	0.00	0.00	2,498,968.01	0.00	8,304,031.99	0.00	0.00
MOOE		0.00	0.00	0.00	0.00	0.00	0.00	0.00	0.00	0.00	0.00	0.00	0.00	0.00	0.00	0.00	0.00	0.00	0.00	0.00	0.00	0.00	0.00	0.00
FinEx		0.00	0.00	0.00	0.00	0.00	0.00	0.00	0.00	0.00	0.00	0.00	0.00	0.00	0.00	0.00	0.00	0.00	0.00	0.00	0.00	0.00	0.00	0.00
CO		0.00	0.00	0.00	0.00	0.00	0.00	0.00	0.00	0.00	0.00	0.00	0.00	0.00	0.00	0.00	0.00	0.00	0.00	0.00	0.00	0.00	0.00	0.00
IV. Reversion of the Unobligated Allotments charged against P.A. Nos. 11465 and 11484		0.00	0.00	0.00	0.00	0.00	0.00	0.00	0.00	0.00	0.00	0.00	0.00	0.00	0.00	0.00	0.00	0.00	0.00	0.00	0.00	0.00	0.00	0.00
GRAND TOTAL		217,651,000.00	0.00	217,651,000.00	217,651,000.00	0.00	0.00	0.00	217,651,000.00	87,665,151.05	0.00	0.00	0.00	87,665,151.05	87,665,151.05	0.00	0.00	0.00	0.00	87,665,151.05	0.00	169,985,848.05	0.00	4,960,900.80
PS		127,875,000.00	0.00	127,875,000.00	127,875,000.00	0.00	0.00	0.00	127,875,000.00	34,622,306.28	0.00	0.00	0.00	34,622,306.28	34,622,306.28	0.00	0.00	0.00	0.00	34,622,306.28	0.00	93,452,693.00	0.00	0.00
MOOE		83,722,000.00	0.00	83,722,000.00	83,722,000.00	0.00	0.00	0.00	83,722,000.00	22,725,489.25	0.00	0.00	0.00	22,725,489.25	22,725,489.25	0.00	0.00	0.00	0.00	22,725,489.25	0.00	80,996,510.75	0.00	4,960,900.80
CO		5,954,000.00	0.00	5,954,000.00	5,954,000.00	0.00	0.00	0.00	5,954,000.00	437,356.50	0.00	0.00	0.00	437,356.50	437,356.50	0.00	0.00	0.00	0.00	437,356.50	0.00	5,516,643.50	0.00	0.00
Receipts/Utilized by DO:																								
I. Agency Specific Budget		108,882,000.00	0.00	108,882,000.00	108,882,000.00	0.00	0.00	0.00	108,882,000.00	24,590,996.47	0.00	0.00	0.00	24,590,996.47	24,590,996.47	0.00	0.00	0.00	0.00	24,590,996.47	0.00	84,085,304.53	0.00	0.00
PUBLIC-PRIVATE PARTNERSHIP MANAGEMENT PROGRAM		108,882,000.00	0.00	108,882,000.00	108,882,000.00	0.00	0.00	0.00	108,882,000.00	24,590,996.47	0.00	0.00	0.00	24,590,996.47	24,590,996.47	0.00	0.00	0.00	0.00	24,590,996.47	0.00	84,085,304.53	0.00	0.00

Certified Correct:

  
ADAN ROSELYN ABEDES

Budget Officer

Date: 2022-04-11 15:49:19

Certified Correct:

\_\_\_\_\_

Date:

Recommending Approval:

  
CHARLAN CATALINA RAMOS

Chief Administrative Officer

Date: 2022-04-12 08:43:52

Approved By:

  
RICOTE ELEANOR EDANG

Deputy Executive Director

Date: 2022-04-12 11:12:19

**STATEMENT OF APPROPRIATIONS, ALLOTMENTS, OBLIGATIONS, DISBURSEMENTS AND BALANCES**  
As at the Quarter Ending March 31, 2022

Department: National Economic and Development Authority (NEDA)  
 Agency: Public-Private Partnership Center of the Philippines  
 Operating Unit: < not applicable >  
 Organization Code (UACS): 24 005 000000  
 Fund Cluster: 01 Regular Agency Fund  
 (e.g. UACS Fund Cluster: 01-Regular Agency Fund, 02-Foreign Assisted Projects Fund, 03-Special Account-Locally Funded/Domestic Grants Fund, and 04-Special Account-Foreign Assisted/Foreign Grants Fund)

	Current Year Appropriations
	Supplemental Appropriations
X	Continuing Appropriations

Particulars	UACS CODE	Appropriations			Allotments						Current Year Obligations					Current Year Disbursements					Balances				
		Authorized Appropriations	Adjustments (Transfer To/From, Realignment)	Adjusted Appropriations	Allotments Received	Adjustments (Withdrawal, Realignment)	Transfer To	Transfer From	Adjusted Total Allotments	1st Quarter Ending March 31	2nd Quarter Ending June 30	3rd Quarter Ending Sept. 30	4th Quarter Ending Dec. 31	TOTAL	1st Quarter Ending March 31	2nd Quarter Ending June 30	3rd Quarter Ending Sept. 30	4th Quarter Ending Dec. 31	TOTAL	Unreleased Appro	Unobligated Allotments	Unpaid Obligations			
		3	4	5=(3+4)	6	7	8	9	10=[(6+)-(7)-8+9]	11	12	13	14	15=[(11+12+13+14)]	16	17	18	19	20=[(16+17+18+19)]	21=[5-10]	22=[(10-15)]	23	24		
I. Continuing Appropriations		18,912,269.10	0.00	18,912,269.10	18,912,269.10	0.00	0.00	0.00	18,912,269.10	0.00	0.00	0.00	0.00	0.00	0.00	0.00	0.00	0.00	0.00	0.00	0.00	0.00	18,912,269.10	0.00	0.00
I. Agency Specific Budget		18,912,269.10	0.00	18,912,269.10	18,912,269.10	0.00	0.00	0.00	18,912,269.10	0.00	0.00	0.00	0.00	0.00	0.00	0.00	0.00	0.00	0.00	0.00	0.00	0.00	18,912,269.10	0.00	0.00
General Administration and Support	16000000000000	12,447,357.32	0.00	12,447,357.32	12,447,357.32	0.00	0.00	0.00	12,447,357.32	0.00	0.00	0.00	0.00	0.00	0.00	0.00	0.00	0.00	0.00	0.00	0.00	0.00	12,447,357.32	0.00	0.00
General management and supervision	100000100001000	12,447,357.32	0.00	12,447,357.32	12,447,357.32	0.00	0.00	0.00	12,447,357.32	0.00	0.00	0.00	0.00	0.00	0.00	0.00	0.00	0.00	0.00	0.00	0.00	0.00	12,447,357.32	0.00	0.00
MOOE		12,447,357.32	0.00	12,447,357.32	12,447,357.32	0.00	0.00	0.00	12,447,357.32	0.00	0.00	0.00	0.00	0.00	0.00	0.00	0.00	0.00	0.00	0.00	0.00	0.00	12,447,357.32	0.00	0.00
Sub-Total, General Administration and Support		12,447,357.32	0.00	12,447,357.32	12,447,357.32	0.00	0.00	0.00	12,447,357.32	0.00	0.00	0.00	0.00	0.00	0.00	0.00	0.00	0.00	0.00	0.00	0.00	0.00	12,447,357.32	0.00	0.00
PS		0.00	0.00	0.00	0.00	0.00	0.00	0.00	0.00	0.00	0.00	0.00	0.00	0.00	0.00	0.00	0.00	0.00	0.00	0.00	0.00	0.00	0.00	0.00	0.00
MOOE		12,447,357.32	0.00	12,447,357.32	12,447,357.32	0.00	0.00	0.00	12,447,357.32	0.00	0.00	0.00	0.00	0.00	0.00	0.00	0.00	0.00	0.00	0.00	0.00	0.00	12,447,357.32	0.00	0.00
FinEx (if Applicable)		0.00	0.00	0.00	0.00	0.00	0.00	0.00	0.00	0.00	0.00	0.00	0.00	0.00	0.00	0.00	0.00	0.00	0.00	0.00	0.00	0.00	0.00	0.00	0.00
CO		0.00	0.00	0.00	0.00	0.00	0.00	0.00	0.00	0.00	0.00	0.00	0.00	0.00	0.00	0.00	0.00	0.00	0.00	0.00	0.00	0.00	0.00	0.00	0.00
Operations	30000000000000	8,464,911.78	0.00	8,464,911.78	8,464,911.78	0.00	0.00	0.00	8,464,911.78	0.00	0.00	0.00	0.00	0.00	0.00	0.00	0.00	0.00	0.00	0.00	0.00	0.00	8,464,911.78	0.00	0.00
OO: Greater private sector participation thru Public-Private Partnership to accelerate provision of safe, efficient, reliable and sustainable infrastructure and development projects		8,464,911.78	0.00	8,464,911.78	8,464,911.78	0.00	0.00	0.00	8,464,911.78	0.00	0.00	0.00	0.00	0.00	0.00	0.00	0.00	0.00	0.00	0.00	0.00	0.00	8,464,911.78	0.00	0.00
PUBLIC-PRIVATE PARTNERSHIP MANAGEMENT PROGRAM		8,464,911.78	0.00	8,464,911.78	8,464,911.78	0.00	0.00	0.00	8,464,911.78	0.00	0.00	0.00	0.00	0.00	0.00	0.00	0.00	0.00	0.00	0.00	0.00	0.00	8,464,911.78	0.00	0.00
Project Development and Advisory Assistance	310100100001000	783,071.46	0.00	783,071.46	783,071.46	0.00	0.00	0.00	783,071.46	0.00	0.00	0.00	0.00	0.00	0.00	0.00	0.00	0.00	0.00	0.00	0.00	0.00	783,071.46	0.00	0.00
MOOE		783,071.46	0.00	783,071.46	783,071.46	0.00	0.00	0.00	783,071.46	0.00	0.00	0.00	0.00	0.00	0.00	0.00	0.00	0.00	0.00	0.00	0.00	0.00	783,071.46	0.00	0.00
Management and Administration of the Project Development and Monitoring Facility (PDMF) Funds	310100100002000	165,022.73	0.00	165,022.73	165,022.73	0.00	0.00	0.00	165,022.73	0.00	0.00	0.00	0.00	0.00	0.00	0.00	0.00	0.00	0.00	0.00	0.00	0.00	165,022.73	0.00	0.00
MOOE		165,022.73	0.00	165,022.73	165,022.73	0.00	0.00	0.00	165,022.73	0.00	0.00	0.00	0.00	0.00	0.00	0.00	0.00	0.00	0.00	0.00	0.00	0.00	165,022.73	0.00	0.00
Public-Private Partnership Policy Formulation and Advocacy, and Project Monitoring and Evaluation	310100100003000	715,987.43	0.00	715,987.43	715,987.43	0.00	0.00	0.00	715,987.43	0.00	0.00	0.00	0.00	0.00	0.00	0.00	0.00	0.00	0.00	0.00	0.00	0.00	715,987.43	0.00	0.00
MOOE		715,987.43	0.00	715,987.43	715,987.43	0.00	0.00	0.00	715,987.43	0.00	0.00	0.00	0.00	0.00	0.00	0.00	0.00	0.00	0.00	0.00	0.00	0.00	715,987.43	0.00	0.00
Provision of Capacity Building, Knowledge Management Services, Legal Services and ICT Services	310100100004000	4,806,830.10	0.00	4,806,830.10	4,806,830.10	0.00	0.00	0.00	4,806,830.10	0.00	0.00	0.00	0.00	0.00	0.00	0.00	0.00	0.00	0.00	0.00	0.00	0.00	4,806,830.10	0.00	0.00
MOOE		4,806,830.10	0.00	4,806,830.10	4,806,830.10	0.00	0.00	0.00	4,806,830.10	0.00	0.00	0.00	0.00	0.00	0.00	0.00	0.00	0.00	0.00	0.00	0.00	0.00	4,806,830.10	0.00	0.00
CO		647,283.00	0.00	647,283.00	647,283.00	0.00	0.00	0.00	647,283.00	0.00	0.00	0.00	0.00	0.00	0.00	0.00	0.00	0.00	0.00	0.00	0.00	0.00	647,283.00	0.00	0.00

Department: National Economic and Development Authority (NEDA)  
 Agency: Public-Private Partnership Center of the Philippines  
 Operating Unit: < not applicable >  
 Organization Code (UACS) : 24 005 0000000  
 Fund Cluster: 01 Regular Agency Fund

	Current Year Appropriations
	Supplemental Appropriations
X	Continuing Appropriations

(e.g. UACS Fund Cluster: 01-Regular Agency Fund, 02-Foreign Assisted Projects Fund, 03-Special Account-Locally Funded/Domestic Grants Fund, and 04-Special Account-Foreign Assisted/Foreign Grants Fund)

Particulars	UACS CODE	Appropriations			Allotments		Current Year Obligations								Current Year Disbursements				Balance						
		Authorized Appropriations	Adjustments (Transfer To/From, Realignment)	Adjusted Appropriations	Allotments Received	Adjustments (Withdrawal, Realignment)	Transfer To	Transfer From	Adjusted Total Allotments	1st Quarter Ending March 31	2nd Quarter Ending June 30	3rd Quarter Ending Sept. 30	4th Quarter Ending Dec. 31	TOTAL	1st Quarter Ending March 31	2nd Quarter Ending June 30	3rd Quarter Ending Sept. 30	4th Quarter Ending Dec. 31	TOTAL	Unreleased Appro	Unobligated Allotments	Unpaid Obligations			
		3	4	5=(3+4)	6	7	8	9	10=[(9)+(7)+8]	11	12	13	14	15=(11+12+13+14)	16	17	18	19	20=(16+17+18+19)	21=(6-10)	22=(10-15)	23	24		
Sub-Total, Operations		6,494,911.78	0.00	6,494,911.78	6,454,911.78	0.00	0.00	0.00	6,494,911.78	0.00	0.00	0.00	0.00	0.00	0.00	0.00	0.00	0.00	0.00	0.00	0.00	0.00	6,484,911.78	0.00	0.00
PS		0.00	0.00	0.00	0.00	0.00	0.00	0.00	0.00	0.00	0.00	0.00	0.00	0.00	0.00	0.00	0.00	0.00	0.00	0.00	0.00	0.00	0.00	0.00	0.00
MOOE		5,917,028.18	0.00	5,917,028.18	5,917,028.18	0.00	0.00	0.00	5,917,028.18	0.00	0.00	0.00	0.00	0.00	0.00	0.00	0.00	0.00	0.00	0.00	0.00	0.00	5,917,028.18	0.00	0.00
FinEx (if Applicable)		0.00	0.00	0.00	0.00	0.00	0.00	0.00	0.00	0.00	0.00	0.00	0.00	0.00	0.00	0.00	0.00	0.00	0.00	0.00	0.00	0.00	0.00	0.00	0.00
CO		547,283.60	0.00	547,283.60	547,283.60	0.00	0.00	0.00	547,283.60	0.00	0.00	0.00	0.00	0.00	0.00	0.00	0.00	0.00	0.00	0.00	0.00	0.00	547,283.60	0.00	0.00
GRAND TOTAL		18,912,209.10	0.00	18,912,209.10	18,912,209.10	0.00	0.00	0.00	18,912,209.10	0.00	0.00	0.00	0.00	0.00	0.00	0.00	0.00	0.00	0.00	0.00	0.00	0.00	18,912,209.10	0.00	0.00
PS		0.00	0.00	0.00	0.00	0.00	0.00	0.00	0.00	0.00	0.00	0.00	0.00	0.00	0.00	0.00	0.00	0.00	0.00	0.00	0.00	0.00	0.00	0.00	0.00
MOOE		18,364,965.50	0.00	18,364,965.50	18,364,965.50	0.00	0.00	0.00	18,364,965.50	0.00	0.00	0.00	0.00	0.00	0.00	0.00	0.00	0.00	0.00	0.00	0.00	0.00	18,364,965.50	0.00	0.00
FinEx (if Applicable)		0.00	0.00	0.00	0.00	0.00	0.00	0.00	0.00	0.00	0.00	0.00	0.00	0.00	0.00	0.00	0.00	0.00	0.00	0.00	0.00	0.00	0.00	0.00	0.00
CO		547,283.60	0.00	547,283.60	547,283.60	0.00	0.00	0.00	547,283.60	0.00	0.00	0.00	0.00	0.00	0.00	0.00	0.00	0.00	0.00	0.00	0.00	0.00	547,283.60	0.00	0.00

Certified Correct: \*

Roselyn A. Adami  
Budget Officer

Date:

Certified Correct:

Date:

Recommending Approval:

Catalina R. Caraan  
OIC-Director IV/ADS

Date:

Approved By:

Eleszar E. Ricote  
Deputy Executive Director

Date:

**SUMMARY OF APPROPRIATIONS, ALLOTMENTS, OBLIGATIONS, DISBURSEMENTS AND BALANCES BY OBJECT OF EXPENDITURES**  
As at the Quarter Ending March 31, 2022

Department : National Economic and Development Authority (NEDA)  
 Agency : Public-Private Partnership Center of the Philippines  
 Operating Unit : < not applicable >  
 Organization Code (UACS) : 24 005 000000  
 Fund Cluster : 01 Regular Agency Fund  
 (e.g. UACS Fund Cluster: 01-Regular Agency Fund, 02-Foreign Assisted Projects Fund, 03-Special Account-Locally Funded/Domestic Grants Fund, and 04-Special Account-Foreign Assisted/Foreign Grants Fund)

X	Current Year Appropriations
	Supplemental Appropriations
	Continuing Appropriations

Particulars	UACS CODE	Appropriations			Allotments			Obligations				Disbursements					Balances						
		Authorized Appropriations	Adjustments (Transfer To/From, Modifications/Augmentations)	Adjusted Appropriations	Allotments Received	Adjustments (Reductions, Modifications/Augmentations)	Transfer To	Transfer From	Adjusted Allotments	1st Quarter Ending March 31	2nd Quarter Ending June 30	3rd Quarter Ending Sept. 30	4th Quarter Ending Dec. 31	TOTAL	1st Quarter Ending March 31	2nd Quarter Ending June 30	3rd Quarter Ending Sept. 30	4th Quarter Ending Dec. 31	TOTAL	Unreleased Appropriations	Unobligated Allotments	Unpaid Obligations (15-20)+(23+24)	
1	2	3	4	5=(3+4)	6	7	8	9	10=(6+(7-8+9))	11	12	13	14	15=(11+12+13+14)	16	17	18	19	20=(16+17+18+19)	21=(5-10)	22=(10-15)	23	24
<b>SUMMARY</b>		217,651,000.00	0.00	217,651,000.00	217,651,000.00	0.00	0.00	0.00	217,651,000.00	67,685,161.99	0.00	0.00	0.00	67,685,161.99	52,724,191.13	0.00	0.00	0.00	52,724,191.13	0.00	150,965,840.00	0.00	4,600,000.00
<b>A. AGENCY SPECIFIC BUDGET</b>		208,848,000.00	0.00	208,848,000.00	208,848,000.00	0.00	0.00	0.00	208,848,000.00	55,186,185.94	0.00	0.00	0.00	55,186,185.94	40,227,225.12	0.00	0.00	0.00	40,227,225.12	0.00	151,650,814.00	0.00	4,600,000.00
<b>Personnel Expenses</b>		117,172,000.00	0.00	117,172,000.00	117,172,000.00	0.00	0.00	0.00	117,172,000.00	32,625,340.19	0.00	0.00	0.00	32,625,340.19	32,625,340.19	0.00	0.00	0.00	32,625,340.19	0.00	85,146,659.81	0.00	0.00
Salaries and Wages	501010000	90,029,000.00	0.00	90,029,000.00	90,029,000.00	0.00	0.00	0.00	90,029,000.00	28,420,022.11	0.00	0.00	0.00	28,420,022.11	28,420,022.11	0.00	0.00	0.00	28,420,022.11	0.00	61,608,977.89	0.00	0.00
Salaries and Wages - Regular	501010100	90,029,000.00	0.00	90,029,000.00	90,029,000.00	0.00	0.00	0.00	90,029,000.00	28,420,022.11	0.00	0.00	0.00	28,420,022.11	28,420,022.11	0.00	0.00	0.00	28,420,022.11	0.00	61,608,977.89	0.00	0.00
Basic Salary - Civilian	501010101	90,029,000.00	0.00	90,029,000.00	90,029,000.00	0.00	0.00	0.00	90,029,000.00	28,420,022.11	0.00	0.00	0.00	28,420,022.11	28,420,022.11	0.00	0.00	0.00	28,420,022.11	0.00	61,608,977.89	0.00	0.00
Other Compensation	501020000	25,010,000.00	0.00	25,010,000.00	25,010,000.00	0.00	0.00	0.00	25,010,000.00	2,916,748.21	0.00	0.00	0.00	2,916,748.21	2,916,748.21	0.00	0.00	0.00	2,916,748.21	0.00	22,911,553.79	0.00	0.00
Personal Economic Relief Allowance (PERA)	501020100	2,858,000.00	0.00	2,858,000.00	2,858,000.00	0.00	0.00	0.00	2,858,000.00	599,336.21	0.00	0.00	0.00	599,336.21	599,336.21	0.00	0.00	0.00	599,336.21	0.00	1,546,663.79	0.00	0.00
PERA - Civilian	501020101	2,858,000.00	0.00	2,858,000.00	2,858,000.00	0.00	0.00	0.00	2,858,000.00	599,336.21	0.00	0.00	0.00	599,336.21	599,336.21	0.00	0.00	0.00	599,336.21	0.00	1,546,663.79	0.00	0.00
Representation Allowance (RA)	501020200	2,484,000.00	0.00	2,484,000.00	2,484,000.00	0.00	0.00	0.00	2,484,000.00	598,705.00	0.00	0.00	0.00	598,705.00	598,705.00	0.00	0.00	0.00	598,705.00	0.00	1,737,336.00	0.00	0.00
Transportation Allowance (TA)	501020300	1,982,000.00	0.00	1,982,000.00	1,982,000.00	0.00	0.00	0.00	1,982,000.00	687,705.00	0.00	0.00	0.00	687,705.00	687,705.00	0.00	0.00	0.00	687,705.00	0.00	1,274,295.00	0.00	0.00
Transportation Allowance (TA)	501020301	1,982,000.00	0.00	1,982,000.00	1,982,000.00	0.00	0.00	0.00	1,982,000.00	687,705.00	0.00	0.00	0.00	687,705.00	687,705.00	0.00	0.00	0.00	687,705.00	0.00	1,274,295.00	0.00	0.00
Clothing/Uniform Allowance	501020400	714,000.00	0.00	714,000.00	714,000.00	0.00	0.00	0.00	714,000.00	824,000.00	0.00	0.00	0.00	824,000.00	824,000.00	0.00	0.00	0.00	824,000.00	0.00	90,000.00	0.00	0.00
Clothing/Uniform Allowance - Civilian	501020401	714,000.00	0.00	714,000.00	714,000.00	0.00	0.00	0.00	714,000.00	824,000.00	0.00	0.00	0.00	824,000.00	824,000.00	0.00	0.00	0.00	824,000.00	0.00	90,000.00	0.00	0.00
Honoraria	501020500	800,000.00	0.00	800,000.00	800,000.00	0.00	0.00	0.00	800,000.00	0.00	0.00	0.00	0.00	0.00	0.00	0.00	0.00	0.00	0.00	0.00	800,000.00	0.00	0.00
Honoraria - Civilian	501020501	800,000.00	0.00	800,000.00	800,000.00	0.00	0.00	0.00	800,000.00	0.00	0.00	0.00	0.00	0.00	0.00	0.00	0.00	0.00	0.00	0.00	800,000.00	0.00	0.00
Year End Bonus	501021400	7,502,000.00	0.00	7,502,000.00	7,502,000.00	0.00	0.00	0.00	7,502,000.00	0.00	0.00	0.00	0.00	0.00	0.00	0.00	0.00	0.00	0.00	0.00	7,502,000.00	0.00	0.00
Bonus - Civilian	501021401	7,502,000.00	0.00	7,502,000.00	7,502,000.00	0.00	0.00	0.00	7,502,000.00	0.00	0.00	0.00	0.00	0.00	0.00	0.00	0.00	0.00	0.00	0.00	7,502,000.00	0.00	0.00
Cash Gift	501021500	695,000.00	0.00	695,000.00	695,000.00	0.00	0.00	0.00	695,000.00	1,000.00	0.00	0.00	0.00	1,000.00	1,000.00	0.00	0.00	0.00	1,000.00	0.00	694,000.00	0.00	0.00
Cash Gift - Civilian	501021501	695,000.00	0.00	695,000.00	695,000.00	0.00	0.00	0.00	695,000.00	1,000.00	0.00	0.00	0.00	1,000.00	1,000.00	0.00	0.00	0.00	1,000.00	0.00	694,000.00	0.00	0.00
Mid-Year Bonus - Civilian	501021600	7,502,000.00	0.00	7,502,000.00	7,502,000.00	0.00	0.00	0.00	7,502,000.00	0.00	0.00	0.00	0.00	0.00	0.00	0.00	0.00	0.00	0.00	0.00	7,502,000.00	0.00	0.00
Mid-Year Bonus - Civilian	501021601	7,502,000.00	0.00	7,502,000.00	7,502,000.00	0.00	0.00	0.00	7,502,000.00	0.00	0.00	0.00	0.00	0.00	0.00	0.00	0.00	0.00	0.00	0.00	7,502,000.00	0.00	0.00
Other Bonuses and Allowances	501020900	695,000.00	0.00	695,000.00	695,000.00	0.00	0.00	0.00	695,000.00	0.00	0.00	0.00	0.00	0.00	0.00	0.00	0.00	0.00	0.00	0.00	695,000.00	0.00	0.00
Productivity Enhancement Incentive - Civilian	501020912	695,000.00	0.00	695,000.00	695,000.00	0.00	0.00	0.00	695,000.00	0.00	0.00	0.00	0.00	0.00	0.00	0.00	0.00	0.00	0.00	0.00	695,000.00	0.00	0.00
Personal Benefit Contributions	501030000	1,657,000.00	0.00	1,657,000.00	1,657,000.00	0.00	0.00	0.00	1,657,000.00	304,696.10	0.00	0.00	0.00	304,696.10	304,696.10	0.00	0.00	0.00	304,696.10	0.00	1,252,303.90	0.00	0.00
Pag-IBIG Contributions	501030100	142,000.00	0.00	142,000.00	142,000.00	0.00	0.00	0.00	142,000.00	35,000.00	0.00	0.00	0.00	35,000.00	35,000.00	0.00	0.00	0.00	35,000.00	0.00	107,000.00	0.00	0.00
Pag-IBIG - Civilian	501030101	142,000.00	0.00	142,000.00	142,000.00	0.00	0.00	0.00	142,000.00	35,000.00	0.00	0.00	0.00	35,000.00	35,000.00	0.00	0.00	0.00	35,000.00	0.00	107,000.00	0.00	0.00
PhilHealth Contributions	501030300	1,273,000.00	0.00	1,273,000.00	1,273,000.00	0.00	0.00	0.00	1,273,000.00	235,496.10	0.00	0.00	0.00	235,496.10	235,496.10	0.00	0.00	0.00	235,496.10	0.00	1,037,503.90	0.00	0.00
PhilHealth - Civilian	501030301	1,273,000.00	0.00	1,273,000.00	1,273,000.00	0.00	0.00	0.00	1,273,000.00	235,496.10	0.00	0.00	0.00	235,496.10	235,496.10	0.00	0.00	0.00	235,496.10	0.00	1,037,503.90	0.00	0.00
Employee Compensation Insurance Premiums (ECIP)	501030400	142,000.00	0.00	142,000.00	142,000.00	0.00	0.00	0.00	142,000.00	34,200.00	0.00	0.00	0.00	34,200.00	34,200.00	0.00	0.00	0.00	34,200.00	0.00	107,800.00	0.00	0.00
ECIP - Civilian	501030401	142,000.00	0.00	142,000.00	142,000.00	0.00	0.00	0.00	142,000.00	34,200.00	0.00	0.00	0.00	34,200.00	34,200.00	0.00	0.00	0.00	34,200.00	0.00	107,800.00	0.00	0.00
Other Personal Benefits	501040000	678,000.00	0.00	678,000.00	678,000.00	0.00	0.00	0.00	678,000.00	381,876.77	0.00	0.00	0.00	381,876.77	381,876.77	0.00	0.00	0.00	381,876.77	0.00	194,123.23	0.00	0.00
Terminal Leave Benefits	501040200	351,000.00	0.00	351,000.00	351,000.00	0.00	0.00	0.00	351,000.00	351,000.00	0.00	0.00	0.00	351,000.00	351,000.00	0.00	0.00	0.00	351,000.00	0.00	0.00	0.00	0.00
Terminal Leave Benefits - Civilian	501040201	351,000.00	0.00	351,000.00	351,000.00	0.00	0.00	0.00	351,000.00	351,000.00	0.00	0.00	0.00	351,000.00	351,000.00	0.00	0.00	0.00	351,000.00	0.00	0.00	0.00	0.00
Other Personal Benefits	501040300	225,000.00	0.00	225,000.00	225,000.00	0.00	0.00	0.00	225,000.00	30,876.77	0.00	0.00	0.00	30,876.77	30,876.77	0.00	0.00	0.00	30,876.77	0.00	194,123.23	0.00	0.00
Long-term for Step Increments - Length of Service	501040301	225,000.00	0.00	225,000.00	225,000.00	0.00	0.00	0.00	225,000.00	30,876.77	0.00	0.00	0.00	30,876.77	30,876.77	0.00	0.00	0.00	30,876.77	0.00	194,123.23	0.00	0.00
Maintenance and Other Operating Expenses	502010000	83,722,000.00	0.00	83,722,000.00	83,722,000.00	0.00																	




Department : National Economic and Development Authority (NEDA)  
 Agency : Public-Private Partnership Center of the Philippines  
 Operating Unit : < not applicable >  
 Organization Code (UACS) : 24 005 000000  
 Fund Cluster : 01 Regular Agency Fund

X	Current Year Appropriations
	Supplemental Appropriations
	Continuing Appropriations

(e.g. UACS Fund Cluster: 01-Regular Agency Fund, 02-Foreign Asselated Projects Fund, 03-Special Account-Locally Funded/Domestic Grants Fund, and 04-Special Account-Foreign Assisted/Foreign Grants Fund)

Particulars	UACS CODE	Appropriations			Allotments					Obligations					Disbursements					Balances			
		Authorized Appropriations	Adjustments (Transfer To/From, Modifications/ Augmentations)	Adjusted Appropriations	Allotments Received	Adjustments (Reductions, Modifications/ Augmentations)	Transfer To	Transfer From	Adjusted Allotments	1st Quarter Ending March 31	2nd Quarter Ending June 30	3rd Quarter Ending Sept. 30	4th Quarter Ending Dec. 31	TOTAL	1st Quarter Ending March 31	2nd Quarter Ending June 30	3rd Quarter Ending Sept. 30	4th Quarter Ending Dec. 31	TOTAL	Unreleased Appropriations	Unobligated Allotments	Unpaid Obligations (15-20)+(23+24)	
1	2	3	4	5=(3+4)	6	7	8	9	10=(6+7)-8+9	11	12	13	14	15=(11+12+13+14)	16	17	18	19	20=(16+17+18+19)	21=(5-18)	22=(16-15)	23	24
Machinery and Equipment Outlay	000005000	5,954,000.00	0.00	5,954,000.00	5,954,000.00	0.00	0.00	0.00	5,954,000.00	437,356.50	0.00	0.00	0.00	437,356.50	437,356.50	0.00	0.00	0.00	437,356.50	0.00	5,516,643.50	0.00	0.00
Information and Communication Technology Equipment	000005003	4,950,000.00	0.00	4,950,000.00	4,950,000.00	0.00	0.00	0.00	4,950,000.00	0.00	0.00	0.00	0.00	0.00	0.00	0.00	0.00	0.00	0.00	0.00	4,950,000.00	0.00	0.00
Printing Equipment	000300012	88,000.00	0.00	88,000.00	88,000.00	0.00	0.00	0.00	88,000.00	0.00	0.00	0.00	0.00	0.00	0.00	0.00	0.00	0.00	0.00	0.00	88,000.00	0.00	0.00
ICT Software	000006016	918,000.00	0.00	918,000.00	918,000.00	0.00	0.00	0.00	918,000.00	437,356.50	0.00	0.00	0.00	437,356.50	437,356.50	0.00	0.00	0.00	437,356.50	0.00	479,643.50	0.00	0.00
<b>B. AUTOMATIC APPROPRIATIONS</b>		10,803,000.00	0.00	10,803,000.00	10,803,000.00	0.00	0.00	0.00	10,803,000.00	2,490,808.01	0.00	0.00	0.00	2,490,808.01	2,490,808.01	0.00	0.00	0.00	2,490,808.01	0.00	8,306,033.99	0.00	0.00
Retirement and Life Insurance Premiums		10,803,000.00	0.00	10,803,000.00	10,803,000.00	0.00	0.00	0.00	10,803,000.00	2,490,808.01	0.00	0.00	0.00	2,490,808.01	2,490,808.01	0.00	0.00	0.00	2,490,808.01	0.00	8,306,033.99	0.00	0.00
<b>GRAND TOTAL</b>		217,651,000.00	0.00	217,651,000.00	217,651,000.00	0.00	0.00	0.00	217,651,000.00	67,685,161.06	0.00	0.00	0.00	67,685,161.06	67,685,161.06	0.00	0.00	0.00	67,685,161.06	0.00	199,965,838.94	0.00	4,000,000.00

Certified Correct:  
  
 ADAMI ROSELYN ABEDES  
 Budget Officer  
 Date: 2022-04-11 15:48:13

Certified Correct:  
 \_\_\_\_\_  
 Date:

Recommending Approval:  
  
 CARAN CATALINA RAMOS  
 Chief Administrative Officer  
 Date: 2022-04-12 08:40:48

Approved By:  
  
 RICOTE ELEAZAR EDANG  
 Deputy Executive Director  
 Date: 2022-04-12 11:13:58



**SUMMARY OF APPROPRIATIONS, ALLOTMENTS, OBLIGATIONS, DISBURSEMENTS AND BALANCES BY OBJECT OF EXPENDITURES**  
As at the Quarter Ending March 31, 2022

Department: National Economic and Development Authority (NEDA)  
 Agency/Entity: Public-Private Partnership Center of the Philippines  
 Operating Unit: < not applicable >  
 Organization Code (UACS): 24 005 000000  
 Fund Cluster: 01 Regular Agency Fund

	Current Year Appropriations
	Supplemental Appropriations
X	Continuing Appropriations

(e.g. UACS Fund Cluster: 01-Regular Agency Fund, 02-Foreign Assisted Projects Fund, 03-Special Account-Locally Funded/Domestic Grants Fund, and 04-Special Account-Foreign Assisted/Foreign Grants Fund)

Particulars	UACS CODE	Appropriations			Allotments			Obligations				Disbursements				Balances								
		Authorized Appropriations	Adjustments (Transfer To/From, Modifications/ Augmentations)	Adjusted Appropriations	Allotments Received	Adjustments (Reductions, Modifications/ Augmentations)	Transfer To	Transfer From	Adjusted Allotments	1st Quarter Ending March 31	2nd Quarter Ending June 30	3rd Quarter Ending Sept. 30	4th Quarter Ending Dec. 31	TOTAL	1st Quarter Ending March 31	2nd Quarter Ending June 30	3rd Quarter Ending Sept. 30	4th Quarter Ending Dec. 31	TOTAL	Unreleased Appropriations	Unobligated Allotments	Unpaid Obligations (15-20)-(21-24)		
1	2	3	4	5=(3+4)	6	7	8	9	10=(8+(-7)-8+9)	11	12	13	14	15=(11+12+13+14)	16	17	18	19	20=(16+17+18+19)	21=(5-10)	22=(10-15)	23	24	
<b>SUMMARY</b>		18,912,269.10	0.00	18,912,269.10	18,912,269.10	0.00	0.00	0.00	18,912,269.10	0.00	0.00	0.00	0.00	0.00	0.00	0.00	0.00	0.00	0.00	0.00	0.00	0.00	0.00	0.00
<b>I. CONTINUING APPROPRIATIONS</b>		18,912,269.10	0.00	18,912,269.10	18,912,269.10	0.00	0.00	0.00	18,912,269.10	0.00	0.00	0.00	0.00	0.00	0.00	0.00	0.00	0.00	0.00	0.00	0.00	0.00	0.00	
<b>1. Agency Specific Budget</b>		18,912,269.10	0.00	18,912,269.10	18,912,269.10	0.00	0.00	0.00	18,912,269.10	0.00	0.00	0.00	0.00	0.00	0.00	0.00	0.00	0.00	0.00	0.00	0.00	0.00	0.00	
Maintenance and Other Operating Expenses		16,364,885.50	0.00	16,364,885.50	16,364,885.50	0.00	0.00	0.00	16,364,885.50	0.00	0.00	0.00	0.00	0.00	0.00	0.00	0.00	0.00	0.00	0.00	0.00	0.00	0.00	
Traveling Expenses	502010000	4,856,365.00	0.00	4,856,365.00	4,856,365.00	0.00	0.00	0.00	4,856,365.00	0.00	0.00	0.00	0.00	0.00	0.00	0.00	0.00	0.00	0.00	0.00	0.00	0.00	0.00	
Traveling Expenses - Local	502010100	3,356,365.00	0.00	3,356,365.00	3,356,365.00	0.00	0.00	0.00	3,356,365.00	0.00	0.00	0.00	0.00	0.00	0.00	0.00	0.00	0.00	0.00	0.00	0.00	0.00	0.00	
Traveling Expenses - Foreign	502010200	1,500,000.00	0.00	1,500,000.00	1,500,000.00	0.00	0.00	0.00	1,500,000.00	0.00	0.00	0.00	0.00	0.00	0.00	0.00	0.00	0.00	0.00	0.00	0.00	0.00	0.00	
Training and Scholarship Expenses	502020000	3,530,777.50	0.00	3,530,777.50	3,530,777.50	0.00	0.00	0.00	3,530,777.50	0.00	0.00	0.00	0.00	0.00	0.00	0.00	0.00	0.00	0.00	0.00	0.00	0.00	0.00	
Training Expenses	502020100	3,530,777.50	0.00	3,530,777.50	3,530,777.50	0.00	0.00	0.00	3,530,777.50	0.00	0.00	0.00	0.00	0.00	0.00	0.00	0.00	0.00	0.00	0.00	0.00	0.00	0.00	
IC1 Training Expenses	502020101	1,112,652.00	0.00	1,112,652.00	1,112,652.00	0.00	0.00	0.00	1,112,652.00	0.00	0.00	0.00	0.00	0.00	0.00	0.00	0.00	0.00	0.00	0.00	0.00	0.00	0.00	
IC2 Training Expenses	502020102	2,418,125.50	0.00	2,418,125.50	2,418,125.50	0.00	0.00	0.00	2,418,125.50	0.00	0.00	0.00	0.00	0.00	0.00	0.00	0.00	0.00	0.00	0.00	0.00	0.00	0.00	
Supplier and Materials Expenses	502030000	1,065,354.15	0.00	1,065,354.15	1,065,354.15	0.00	0.00	0.00	1,065,354.15	0.00	0.00	0.00	0.00	0.00	0.00	0.00	0.00	0.00	0.00	0.00	0.00	0.00	0.00	
Office Supplies Expenses	502030100	927,596.06	0.00	927,596.06	927,596.06	0.00	0.00	0.00	927,596.06	0.00	0.00	0.00	0.00	0.00	0.00	0.00	0.00	0.00	0.00	0.00	0.00	0.00	0.00	
IC1 Office Supplies	502030101	927,596.06	0.00	927,596.06	927,596.06	0.00	0.00	0.00	927,596.06	0.00	0.00	0.00	0.00	0.00	0.00	0.00	0.00	0.00	0.00	0.00	0.00	0.00	0.00	
Office Supplies Expenses	502030102	360,000.00	0.00	360,000.00	360,000.00	0.00	0.00	0.00	360,000.00	0.00	0.00	0.00	0.00	0.00	0.00	0.00	0.00	0.00	0.00	0.00	0.00	0.00	0.00	
Fuel, Oil and Lubricants Expenses	502030000	137,758.15	0.00	137,758.15	137,758.15	0.00	0.00	0.00	137,758.15	0.00	0.00	0.00	0.00	0.00	0.00	0.00	0.00	0.00	0.00	0.00	0.00	0.00	0.00	
Communication Expenses	502050000	94,838.13	0.00	94,838.13	94,838.13	0.00	0.00	0.00	94,838.13	0.00	0.00	0.00	0.00	0.00	0.00	0.00	0.00	0.00	0.00	0.00	0.00	0.00	0.00	
Telephone Expenses	502050100	94,838.13	0.00	94,838.13	94,838.13	0.00	0.00	0.00	94,838.13	0.00	0.00	0.00	0.00	0.00	0.00	0.00	0.00	0.00	0.00	0.00	0.00	0.00	0.00	
Landline	502050102	94,838.13	0.00	94,838.13	94,838.13	0.00	0.00	0.00	94,838.13	0.00	0.00	0.00	0.00	0.00	0.00	0.00	0.00	0.00	0.00	0.00	0.00	0.00	0.00	
Confidential, Intelligence and Espionage Expenses	502100000	50,858.83	0.00	50,858.83	50,858.83	0.00	0.00	0.00	50,858.83	0.00	0.00	0.00	0.00	0.00	0.00	0.00	0.00	0.00	0.00	0.00	0.00	0.00	0.00	
Extrajudicial and Miscellaneous Expenses	502100000	50,858.83	0.00	50,858.83	50,858.83	0.00	0.00	0.00	50,858.83	0.00	0.00	0.00	0.00	0.00	0.00	0.00	0.00	0.00	0.00	0.00	0.00	0.00	0.00	
Professional Services	502110000	1,140,581.65	0.00	1,140,581.65	1,140,581.65	0.00	0.00	0.00	1,140,581.65	0.00	0.00	0.00	0.00	0.00	0.00	0.00	0.00	0.00	0.00	0.00	0.00	0.00	0.00	
Consultancy Services	502110000	592,600.00	0.00	592,600.00	592,600.00	0.00	0.00	0.00	592,600.00	0.00	0.00	0.00	0.00	0.00	0.00	0.00	0.00	0.00	0.00	0.00	0.00	0.00	0.00	
Consultancy Services	502110002	592,600.00	0.00	592,600.00	592,600.00	0.00	0.00	0.00	592,600.00	0.00	0.00	0.00	0.00	0.00	0.00	0.00	0.00	0.00	0.00	0.00	0.00	0.00	0.00	
Other Professional Services	502110000	547,981.65	0.00	547,981.65	547,981.65	0.00	0.00	0.00	547,981.65	0.00	0.00	0.00	0.00	0.00	0.00	0.00	0.00	0.00	0.00	0.00	0.00	0.00	0.00	
General Services	502120000	375,840.35	0.00	375,840.35	375,840.35	0.00	0.00	0.00	375,840.35	0.00	0.00	0.00	0.00	0.00	0.00	0.00	0.00	0.00	0.00	0.00	0.00	0.00	0.00	
Security Services	502120000	355,189.92	0.00	355,189.92	355,189.92	0.00	0.00	0.00	355,189.92	0.00	0.00	0.00	0.00	0.00	0.00	0.00	0.00	0.00	0.00	0.00	0.00	0.00	0.00	

This report was generated using the Unified Reporting System on null version.FAR1A.1.1 : Status : SUBMITTED

Department: National Economic and Development Authority (NEDA)  
 Agency/Entity: Public-Private Partnership Center of the Philippines  
 Operating Unit: < not applicable >  
 Organization Code (UACB): 24 005 000000  
 Fund Cluster: 01 Regular Agency Fund

	Current Year Appropriations
	Supplemental Appropriations
X	Continuing Appropriations

(e.g. UACB Fund Cluster: 01-Regular Agency Fund, 02-Foreign Assisted Projects Fund, 03-Special Account-Locally Funded/Domestic Grants Fund, and 04-Special Account-Foreign Assisted/Foreign Grants Fund)

Particulars	UACB CODE	Appropriations			Allotments			Obligations					Disbursements				Balances								
		Authorized Appropriations	Adjustments (Transfer To/From, Modifications/ Augmentations)	Adjusted Appropriations	Allotments Received	Adjustments (Reductions, Modifications/ Augmentations)	Transfer To	Transfer From	Adjusted Allotments	1st Quarter Ending March 31	2nd Quarter Ending June 30	3rd Quarter Ending Sept. 30	4th Quarter Ending Dec. 31	TOTAL	1st Quarter Ending March 31	2nd Quarter Ending June 30	3rd Quarter Ending Sept. 30	4th Quarter Ending Dec. 31	TOTAL	Unreleased Appropriations	Unobligated Allotments	Unpaid Obligations (15-20)+(23+24)			
		3	4	5=(3+4)	6	7	8	9	10=(8+9)-8	11	12	13	14	15=(11+12+13+14)	16	17	18	19	20=(16+17+18+19)	21=(5-10)	22=(10-15)	23	24		
Other General Services	502120000	20,350.43	0.00	20,350.43	20,350.43	0.00	0.00	20,350.43	0.00	0.00	0.00	0.00	0.00	20,350.43	0.00	0.00	0.00	0.00	20,350.43	0.00	0.00	23,269.43	0.00		
Other General Services	502120000	20,350.43	0.00	20,350.43	20,350.43	0.00	0.00	20,350.43	0.00	0.00	0.00	0.00	0.00	20,350.43	0.00	0.00	0.00	0.00	20,350.43	0.00	0.00	23,269.43	0.00		
Repairs and Maintenance	502130000	1,950,108.17	0.00	1,950,108.17	1,950,108.17	0.00	0.00	1,950,108.17	0.00	0.00	0.00	0.00	0.00	1,950,108.17	0.00	0.00	0.00	0.00	1,950,108.17	0.00	0.00	1,950,108.17	0.00		
Repairs and Maintenance - Machinery and Equipment	502130000	951,236.00	0.00	951,236.00	951,236.00	0.00	0.00	951,236.00	0.00	0.00	0.00	0.00	0.00	951,236.00	0.00	0.00	0.00	0.00	951,236.00	0.00	0.00	951,236.00	0.00		
Office Equipment	502130500	98,225.00	0.00	98,225.00	98,225.00	0.00	0.00	98,225.00	0.00	0.00	0.00	0.00	0.00	98,225.00	0.00	0.00	0.00	0.00	98,225.00	0.00	0.00	98,225.00	0.00		
Information and Communication Technology Equipment	502130600	855,011.00	0.00	855,011.00	855,011.00	0.00	0.00	855,011.00	0.00	0.00	0.00	0.00	0.00	855,011.00	0.00	0.00	0.00	0.00	855,011.00	0.00	0.00	855,011.00	0.00		
Repairs and Maintenance - Transportation Equipment	502130000	288,856.92	0.00	288,856.92	288,856.92	0.00	0.00	288,856.92	0.00	0.00	0.00	0.00	0.00	288,856.92	0.00	0.00	0.00	0.00	288,856.92	0.00	0.00	288,856.92	0.00		
Motor Vehicles	502130001	288,856.92	0.00	288,856.92	288,856.92	0.00	0.00	288,856.92	0.00	0.00	0.00	0.00	0.00	288,856.92	0.00	0.00	0.00	0.00	288,856.92	0.00	0.00	288,856.92	0.00		
Repairs and Maintenance - Leased Assets	502130000	710,305.25	0.00	710,305.25	710,305.25	0.00	0.00	710,305.25	0.00	0.00	0.00	0.00	0.00	710,305.25	0.00	0.00	0.00	0.00	710,305.25	0.00	0.00	710,305.25	0.00		
Buildings and Other Structures	502130001	710,305.25	0.00	710,305.25	710,305.25	0.00	0.00	710,305.25	0.00	0.00	0.00	0.00	0.00	710,305.25	0.00	0.00	0.00	0.00	710,305.25	0.00	0.00	710,305.25	0.00		
Other Maintenance and Operating Expenses	502050000	5,500,751.53	0.00	5,500,751.53	5,500,751.53	0.00	0.00	5,500,751.53	0.00	0.00	0.00	0.00	0.00	5,500,751.53	0.00	0.00	0.00	0.00	5,500,751.53	0.00	0.00	5,500,751.53	0.00		
Advertising Expenses	502050100	100,000.00	0.00	100,000.00	100,000.00	0.00	0.00	100,000.00	0.00	0.00	0.00	0.00	0.00	100,000.00	0.00	0.00	0.00	0.00	100,000.00	0.00	0.00	100,000.00	0.00		
Printing and Publication Expenses	502050200	100,710.00	0.00	100,710.00	100,710.00	0.00	0.00	100,710.00	0.00	0.00	0.00	0.00	0.00	100,710.00	0.00	0.00	0.00	0.00	100,710.00	0.00	0.00	100,710.00	0.00		
Representation Expenses	502050300	1,787,834.94	0.00	1,787,834.94	1,787,834.94	0.00	0.00	1,787,834.94	0.00	0.00	0.00	0.00	0.00	1,787,834.94	0.00	0.00	0.00	0.00	1,787,834.94	0.00	0.00	1,787,834.94	0.00		
Travel Expenses	502050400	3,010,346.59	0.00	3,010,346.59	3,010,346.59	0.00	0.00	3,010,346.59	0.00	0.00	0.00	0.00	0.00	3,010,346.59	0.00	0.00	0.00	0.00	3,010,346.59	0.00	0.00	3,010,346.59	0.00		
News - Equipment	502050504	290,800.00	0.00	290,800.00	290,800.00	0.00	0.00	290,800.00	0.00	0.00	0.00	0.00	0.00	290,800.00	0.00	0.00	0.00	0.00	290,800.00	0.00	0.00	290,800.00	0.00		
Operating Lease	502050506	2,719,546.59	0.00	2,719,546.59	2,719,546.59	0.00	0.00	2,719,546.59	0.00	0.00	0.00	0.00	0.00	2,719,546.59	0.00	0.00	0.00	0.00	2,719,546.59	0.00	0.00	2,719,546.59	0.00		
Subscription Expenses	502050700	522,080.00	0.00	522,080.00	522,080.00	0.00	0.00	522,080.00	0.00	0.00	0.00	0.00	0.00	522,080.00	0.00	0.00	0.00	0.00	522,080.00	0.00	0.00	522,080.00	0.00		
ICT Software Subscription	502050701	442,200.00	0.00	442,200.00	442,200.00	0.00	0.00	442,200.00	0.00	0.00	0.00	0.00	0.00	442,200.00	0.00	0.00	0.00	0.00	442,200.00	0.00	0.00	442,200.00	0.00		
Other Subscription Expenses	502050799	79,880.00	0.00	79,880.00	79,880.00	0.00	0.00	79,880.00	0.00	0.00	0.00	0.00	0.00	79,880.00	0.00	0.00	0.00	0.00	79,880.00	0.00	0.00	79,880.00	0.00		
Capital Outlays		547,283.00	0.00	547,283.00	547,283.00	0.00	0.00	547,283.00	0.00	0.00	0.00	0.00	0.00	547,283.00	0.00	0.00	0.00	0.00	547,283.00	0.00	0.00	547,283.00	0.00		
Property, Plant and Equipment Outlay	500410000	547,283.00	0.00	547,283.00	547,283.00	0.00	0.00	547,283.00	0.00	0.00	0.00	0.00	0.00	547,283.00	0.00	0.00	0.00	0.00	547,283.00	0.00	0.00	547,283.00	0.00		
Machinery and Equipment Outlay	500410000	547,283.00	0.00	547,283.00	547,283.00	0.00	0.00	547,283.00	0.00	0.00	0.00	0.00	0.00	547,283.00	0.00	0.00	0.00	0.00	547,283.00	0.00	0.00	547,283.00	0.00		
Information and Communication Technology Equipment	500410003	459,813.86	0.00	459,813.86	459,813.86	0.00	0.00	459,813.86	0.00	0.00	0.00	0.00	0.00	459,813.86	0.00	0.00	0.00	0.00	459,813.86	0.00	0.00	459,813.86	0.00		
Communication Equipment	500410007	50,000.00	0.00	50,000.00	50,000.00	0.00	0.00	50,000.00	0.00	0.00	0.00	0.00	0.00	50,000.00	0.00	0.00	0.00	0.00	50,000.00	0.00	0.00	50,000.00	0.00		
ICT Software	500410015	37,899.74	0.00	37,899.74	37,899.74	0.00	0.00	37,899.74	0.00	0.00	0.00	0.00	0.00	37,899.74	0.00	0.00	0.00	0.00	37,899.74	0.00	0.00	37,899.74	0.00		
<b>GRAND TOTAL</b>		<b>18,912,289.10</b>	<b>0.00</b>	<b>18,912,289.10</b>	<b>18,912,289.10</b>	<b>0.00</b>	<b>0.00</b>	<b>18,912,289.10</b>	<b>0.00</b>	<b>0.00</b>	<b>0.00</b>	<b>0.00</b>	<b>0.00</b>	<b>18,912,289.10</b>	<b>0.00</b>	<b>0.00</b>	<b>0.00</b>	<b>0.00</b>	<b>18,912,289.10</b>	<b>0.00</b>	<b>0.00</b>	<b>18,912,289.10</b>	<b>0.00</b>		

**Department:** National Economic and Development Authority (NEDA)  
**Agency/Entity:** Public-Private Partnership Center of the Philippines  
**Operating Unit:** < not applicable >  
**Organization Code (UACS):** 24 005 0000000  
**Fund Cluster:** 01 Regular Agency Fund

	Current Year Appropriations
	Supplemental Appropriations
X	Continuing Appropriations

(e.g. UACS Fund Cluster: 01-Regular Agency Fund, 02-Foreign Assisted Projects Fund, 03-Special Account-Locally Funded/Domestic Grants Fund, and 04-Special Account-Foreign Assisted/Foreign Grants Fund)

Particulars	UACS CODE	Appropriations			Allotments			Disbursements					Balances										
		Authorized Appropriations	Adjustments (Transfer To/From, Modifications/ Augmentations)	Adjusted Appropriations	Allotments Received	Adjustments (Reductions, Modifications/ Augmentations)	Transfer To	Transfer From	Adjusted Allotments	1st Quarter Ending March 31	2nd Quarter Ending June 30	3rd Quarter Ending Sept. 30	4th Quarter Ending Dec. 31	TOTAL	1st Quarter Ending March 31	2nd Quarter Ending June 30	3rd Quarter Ending Sept. 30	4th Quarter Ending Dec. 31	TOTAL	Unreleased Appropriations	Unobligated Allotments	Unpaid Obligations (18-20)-(21+24)	
1	2	3	4	5=(3+4)	6	7	8	9	10=[(5+(-)7) -8]	11	12	13	14	15=[(11+12+13+14)	16	17	18	19	20=(16+17+18+19)	21=(5-10)	22=(10-15)	23	24

Certified Correct:

Roselyn A. Adami

Date:

Certified Correct:

Date:

Recommending Approval:

Catalina R. Caraan

OIC-Director IV/ADS  
Date:

Approved By:

Eleanor Ricote

Deputy Executive Director  
Date:

STATEMENT OF APPROVED BUDGET, UTILIZATIONS, DISBURSEMENTS AND BALANCES

(For Off-Budgetary Funds)

As at the Quarter Ending March 31, 2022

Department : National Economic and Development Authority (NEDA)  
 Agency/Entity : Public-Private Partnership Center of the Philippines  
 Operating Unit : < not applicable >  
 Organization Code (UACS) : 24 005 0000000  
 Fund Cluster : 06 Business Related Funds

(e.g. UACS Fund Cluster: 05-Internally Generated Funds and 06-Business Related Funds)

Particulars	UACS CODE	Approved Budget			Utilizations					Disbursements					Balances		
		Approved Budgeted Revenue	Adjustments (Reductions, Modifications/	Adjusted Budgeted Revenue	1st Quarter Ending March 31	2nd Quarter Ending June 30	3rd Quarter Ending Sept. 30	4th Quarter Ending Dec. 31	Total	1st Quarter Ending March 31	2nd Quarter Ending June 30	3rd Quarter Ending Sept. 30	4th Quarter Ending Dec. 31	TOTAL	Unutilized Budget	Unpaid Obligations	
1	2	3	4	5=[(3+(-)4)]	6	7	8	9	10=(6+7+8+9)	11	12	13	14	15=(11+12+13+14)	16=(5-10)	17	18
Operations	30000000000000	78,042,000.00	0.00	78,042,000.00	0.00	0.00	0.00	0.00	0.00	7,574,896.80	0.00	0.00	0.00	7,574,896.80	78,042,000.00	0.00	(7,574,896.80)
OC : Greater private sector participation thru Public-Private Partnership to accelerate provision of safe, efficient, reliable and sustainable Infrastructure and development projects	31000000000000	78,042,000.00	0.00	78,042,000.00	0.00	0.00	0.00	0.00	0.00	7,574,896.80	0.00	0.00	0.00	7,574,896.80	78,042,000.00	0.00	(7,574,896.80)
PUBLIC-PRIVATE PARTNERSHIP MANAGEMENT PROGRAM	31010000000000	78,042,000.00	0.00	78,042,000.00	0.00	0.00	0.00	0.00	0.00	7,574,896.80	0.00	0.00	0.00	7,574,896.80	78,042,000.00	0.00	(7,574,896.80)
Management and Administration of the Project Development and Monitoring Facility (PDMF) Funds	310100100002000	78,042,000.00	0.00	78,042,000.00	0.00	0.00	0.00	0.00	0.00	7,574,896.80	0.00	0.00	0.00	7,574,896.80	78,042,000.00	0.00	(7,574,896.80)
MOOE		78,042,000.00	0.00	78,042,000.00	0.00	0.00	0.00	0.00	0.00	7,574,896.80	0.00	0.00	0.00	7,574,896.80	78,042,000.00	0.00	(7,574,896.80)
Sub-Total, Operations		78,042,000.00	0.00	78,042,000.00	0.00	0.00	0.00	0.00	0.00	7,574,896.80	0.00	0.00	0.00	7,574,896.80	78,042,000.00	0.00	(7,574,896.80)
PS		0.00	0.00	0.00	0.00	0.00	0.00	0.00	0.00	0.00	0.00	0.00	0.00	0.00	0.00	0.00	0.00
MOOE		78,042,000.00	0.00	78,042,000.00	0.00	0.00	0.00	0.00	0.00	7,574,896.80	0.00	0.00	0.00	7,574,896.80	78,042,000.00	0.00	(7,574,896.80)
FinEx (if Applicable)		0.00	0.00	0.00	0.00	0.00	0.00	0.00	0.00	0.00	0.00	0.00	0.00	0.00	0.00	0.00	0.00
CO		0.00	0.00	0.00	0.00	0.00	0.00	0.00	0.00	0.00	0.00	0.00	0.00	0.00	0.00	0.00	0.00
GRAND TOTAL		78,042,000.00	0.00	78,042,000.00	0.00	0.00	0.00	0.00	0.00	7,574,896.80	0.00	0.00	0.00	7,574,896.80	78,042,000.00	0.00	(7,574,896.80)
PS		0.00	0.00	0.00	0.00	0.00	0.00	0.00	0.00	0.00	0.00	0.00	0.00	0.00	0.00	0.00	0.00
MOOE		78,042,000.00	0.00	78,042,000.00	0.00	0.00	0.00	0.00	0.00	7,574,896.80	0.00	0.00	0.00	7,574,896.80	78,042,000.00	0.00	(7,574,896.80)
FinEx (if Applicable)		0.00	0.00	0.00	0.00	0.00	0.00	0.00	0.00	0.00	0.00	0.00	0.00	0.00	0.00	0.00	0.00
CO		0.00	0.00	0.00	0.00	0.00	0.00	0.00	0.00	0.00	0.00	0.00	0.00	0.00	0.00	0.00	0.00

Certified Correct:

Roselyn Adami

Budget Officer

Date:

Certified Correct:

Date:

Recommending Approval By:

Catalina R. Caraan

OIC-Director IV/ADS

Date:

Approved By:

Eleazar E. Focote

Deputy Executive Director

Date:

**SUMMARY OF APPROVED BUDGET, UTILIZATIONS, DISBURSEMENTS AND BALANCES BY OBJECT OF EXPENDITURES**

**(For Off-Budgetary Funds)**

**As at the Quarter Ending March 31, 2022**

Department :National Economic and Development Authority (NEDA)  
 Agency/Entity :Public-Private Partnership Center of the Philippines  
 Operating Unit :< not applicable >  
 Organization Code (UACS) :24 005 0000000  
 Fund Cluster :06 Business Related Funds

(e.g. UACS Fund Cluster: 05-Internally Generated Funds and 06-Business Related Funds)

Particulars	UACS CODE	Approved Budget			Utilizations					Disbursements				Balances			
		Approved Budgeted Revenue	Adjustments (Reductions, Modifications/	Adjusted Budgeted Revenue	1st Quarter Ending March 31	2nd Quarter Ending June 30	3rd Quarter Ending Sept. 30	4th Quarter Ending Dec. 31	Total	1st Quarter Ending March 31	2nd Quarter Ending June 30	3rd Quarter Ending Sept. 30	4th Quarter Ending Dec. 31	TOTAL	Unutilized Budget	Unpaid Obligations	
																Due and Demandable	Not Yet Due and Demandable
1	2	3	4	5=[(3+(-)4)]	6	7	8	9	10=(6+7+8+9)	11	12	13	14	15=(11+12+13+14)	16=(5-10)	17	18
<b>SUMMARY</b>																	
<b>A. AGENCY SPECIFIC BUDGET</b>																	
Maintenance and Other Operating Expenses		78,042,000.00	0.00	78,042,000.00	0.00	0.00	0.00	0.00	0.00	7,574,896.80	0.00	0.00	0.00	7,574,896.80	78,042,000.00	0.00	(7,574,896.80)
Professional Services	6021100000	78,042,000.00	0.00	78,042,000.00	0.00	0.00	0.00	0.00	0.00	7,574,896.80	0.00	0.00	0.00	7,574,896.80	78,042,000.00	0.00	(7,574,896.80)
Consultancy Services	6021103000	78,042,000.00	0.00	78,042,000.00	0.00	0.00	0.00	0.00	0.00	7,574,896.80	0.00	0.00	0.00	7,574,896.80	78,042,000.00	0.00	(7,574,896.80)
Consultancy Services	6021103002	78,042,000.00	0.00	78,042,000.00	0.00	0.00	0.00	0.00	0.00	7,574,896.80	0.00	0.00	0.00	7,574,896.80	78,042,000.00	0.00	(7,574,896.80)
<b>GRAND TOTAL</b>		78,042,000.00	0.00	78,042,000.00	0.00	0.00	0.00	0.00	0.00	7,574,896.80	0.00	0.00	0.00	7,574,896.80	78,042,000.00	0.00	(7,574,896.80)

Certified Correct:

Roselyn A. Adami

Budget Officer

Date:

Certified Correct:

Date:

Recommending Approval:

Catalina R. Caraan

OIC-Director IV/ADS

Date:

Approved By:

Elenzar E. Ricote

Deputy Executive Director

Date:

**MONTHLY REPORT OF DISBURSEMENTS**  
For the month of January 2022

Department: National Economic and Development Authority (NEDA)  
Agency/Entity: Public-Private Partnership Center of the Philippines  
Operating Unit: < not applicable >  
Organization Code (UAOS): 24 005 000000  
Fund Class: 01 Regular Agency Fund

Particulars	Current Year Budget					Prior Year's Account Payable					Current Year's Account Payable					SUB-TOTAL	Total Liabilities					Remarks						
	PB	MOOE	FinEx	CO	TOTAL	PB	MOOE	FinEx	CO	Sub-Total	PB	MOOE	FinEx	CO	Sub-Total		TOTAL	PB	MOOE	FinEx	CO		TOTAL					
1	2	3	4	5	6=(2+4+5)	7	8	9	10	11=(7+8+9+10)	12	13	14	15	16=(12+13+14+15)	17=(11+16)	18	19	20	21	22=(18+19+20)	23	24	25	26	27=(23+24+25+26)	28	
CASH DISBURSEMENTS	5,277,518.23	3,418,004.83	0.00	0.00	8,695,523.06	19,879.89	85,383.64	0.00	0.00	105,003.53	0.00	0.00	0.00	0.00	0.00	105,003.53	0.00	0.00	0.00	0.00	0.00	5,207,158.12	3,503,348.27	0.00	0.00	8,710,506.39		
Notice of Cash Allocation (NCA)	5,277,518.23	3,418,004.83	0.00	0.00	8,695,523.06	19,879.89	85,383.64	0.00	0.00	105,003.53	0.00	0.00	0.00	0.00	0.00	105,003.53	0.00	0.00	0.00	0.00	0.00	5,207,158.12	3,503,348.27	0.00	0.00	8,710,506.39		
MIS Checks Issued	9,490.81	3,086,237.31	0.00	0.00	3,095,728.12	0.00	0.00	0.00	0.00	0.00	0.00	0.00	0.00	0.00	0.00	0.00	0.00	0.00	0.00	0.00	0.00	9,490.81	3,086,237.31	0.00	0.00	3,095,728.12		
Advice to Debit Account	3,288,027.72	351,747.31	0.00	0.00	3,639,775.03	19,879.89	85,383.64	0.00	0.00	105,003.53	0.00	0.00	0.00	0.00	0.00	105,003.53	0.00	0.00	0.00	0.00	0.00	3,288,027.72	351,747.31	0.00	0.00	3,639,775.03		
Notice of Transfer Allocations (NTA)	0.00	0.00	0.00	0.00	0.00	0.00	0.00	0.00	0.00	0.00	0.00	0.00	0.00	0.00	0.00	0.00	0.00	0.00	0.00	0.00	0.00	0.00	0.00	0.00	0.00	0.00	0.00	
MIS Checks Issued	0.00	0.00	0.00	0.00	0.00	0.00	0.00	0.00	0.00	0.00	0.00	0.00	0.00	0.00	0.00	0.00	0.00	0.00	0.00	0.00	0.00	0.00	0.00	0.00	0.00	0.00	0.00	0.00
Advice to Debit Account	0.00	0.00	0.00	0.00	0.00	0.00	0.00	0.00	0.00	0.00	0.00	0.00	0.00	0.00	0.00	0.00	0.00	0.00	0.00	0.00	0.00	0.00	0.00	0.00	0.00	0.00	0.00	0.00
Working Fund for PPA	0.00	0.00	0.00	0.00	0.00	3.00	0.00	0.00	0.00	0.00	0.00	0.00	0.00	0.00	0.00	0.00	0.00	0.00	0.00	0.00	0.00	0.00	0.00	0.00	0.00	0.00	0.00	0.00
Cash Disbursement Voucher (CDC)	0.00	0.00	0.00	0.00	0.00	0.00	0.00	0.00	0.00	0.00	0.00	0.00	0.00	0.00	0.00	0.00	0.00	0.00	0.00	0.00	0.00	0.00	0.00	0.00	0.00	0.00	0.00	0.00
TOTAL CASH DISBURSEMENTS	5,277,518.23	3,418,004.83	0.00	0.00	8,695,523.06	19,879.89	85,383.64	0.00	0.00	105,003.53	0.00	0.00	0.00	0.00	0.00	105,003.53	0.00	0.00	0.00	0.00	0.00	5,207,158.12	3,503,348.27	0.00	0.00	8,710,506.39		
NON-CASH DISBURSEMENTS	1,355,811.93	282,758.00	0.00	0.00	1,638,569.93	0.00	0.00	0.00	0.00	0.00	0.00	0.00	0.00	0.00	0.00	0.00	0.00	0.00	0.00	0.00	0.00	1,355,811.93	282,758.00	0.00	0.00	1,638,569.93		
Tax Non-Recourse Advances Issued (THA)	1,355,811.93	282,758.00	0.00	0.00	1,638,569.93	0.00	0.00	0.00	0.00	0.00	0.00	0.00	0.00	0.00	0.00	0.00	0.00	0.00	0.00	0.00	0.00	1,355,811.93	282,758.00	0.00	0.00	1,638,569.93		
Non-Cash Advances (NCAA)	0.00	0.00	0.00	0.00	0.00	0.00	0.00	0.00	0.00	0.00	0.00	0.00	0.00	0.00	0.00	0.00	0.00	0.00	0.00	0.00	0.00	0.00	0.00	0.00	0.00	0.00	0.00	0.00
Disbursements effected through outright deductions from claims (please specify)	0.00	0.00	0.00	0.00	0.00	0.00	0.00	0.00	0.00	0.00	0.00	0.00	0.00	0.00	0.00	0.00	0.00	0.00	0.00	0.00	0.00	0.00	0.00	0.00	0.00	0.00	0.00	0.00
Overpayment of expenses (e.g. personnel benefits)	0.00	0.00	0.00	0.00	0.00	0.00	0.00	0.00	0.00	0.00	0.00	0.00	0.00	0.00	0.00	0.00	0.00	0.00	0.00	0.00	0.00	0.00	0.00	0.00	0.00	0.00	0.00	0.00
Retention for loss of government property	0.00	0.00	0.00	0.00	0.00	0.00	0.00	0.00	0.00	0.00	0.00	0.00	0.00	0.00	0.00	0.00	0.00	0.00	0.00	0.00	0.00	0.00	0.00	0.00	0.00	0.00	0.00	0.00
Legislation stamps and similar claims	0.00	0.00	0.00	0.00	0.00	0.00	0.00	0.00	0.00	0.00	0.00	0.00	0.00	0.00	0.00	0.00	0.00	0.00	0.00	0.00	0.00	0.00	0.00	0.00	0.00	0.00	0.00	0.00
Others (e.g. TUF, BFL, Docs Stamp, etc.)	0.00	0.00	0.00	0.00	0.00	0.00	0.00	0.00	0.00	0.00	0.00	0.00	0.00	0.00	0.00	0.00	0.00	0.00	0.00	0.00	0.00	0.00	0.00	0.00	0.00	0.00	0.00	0.00
Adj. Acc. Adjustments (e.g. cancelled/stale checks)	0.00	0.00	0.00	0.00	0.00	0.00	0.00	0.00	0.00	0.00	0.00	0.00	0.00	0.00	0.00	0.00	0.00	0.00	0.00	0.00	0.00	0.00	0.00	0.00	0.00	0.00	0.00	0.00
Balance of Disbursement Authorities as at date	0.00	0.00	0.00	0.00	0.00	6,453,473.01	0.00	0.00	0.00	6,453,473.01	0.00	0.00	0.00	0.00	0.00	6,453,473.01	0.00	0.00	0.00	0.00	0.00	1,355,811.93	282,758.00	0.00	0.00	1,638,569.93		
Total Disbursements Program	0.00	0.00	0.00	0.00	0.00	17,377,000.00	0.00	0.00	0.00	17,377,000.00	0.00	0.00	0.00	0.00	0.00	17,377,000.00	0.00	0.00	0.00	0.00	0.00	0.00	0.00	0.00	0.00	0.00	0.00	0.00
Less: Actual Disbursements	0.00	0.00	0.00	0.00	0.00	19,014,896.38	0.00	0.00	0.00	19,014,896.38	0.00	0.00	0.00	0.00	0.00	19,014,896.38	0.00	0.00	0.00	0.00	0.00	5,207,158.12	3,503,348.27	0.00	0.00	8,710,506.39		
Less: Under spending	0.00	0.00	0.00	0.00	0.00	0.00	0.00	0.00	0.00	0.00	0.00	0.00	0.00	0.00	0.00	0.00	0.00	0.00	0.00	0.00	0.00	0.00	0.00	0.00	0.00	0.00	0.00	0.00
Notes: * The use of NCA is discouraged Notes: ** Accruals should tally with the grand total disbursement (column 27).																												

Particulars	Previous Report	This Month	As at Date
(1)	(2)	(3)	(4)
Total Disbursement Authorities Received	0.00	18,872,369.99	18,872,369.99
NCA	0.00	15,254,000.00	15,254,000.00
NTA	0.00	0.00	0.00
Working Fund	0.00	0.00	0.00
THA	0.00	1,918,369.99	1,918,369.99
CDC	0.00	0.00	0.00
NCAA	0.00	0.00	0.00
Less: Notice of Transfer of Allocations (NTA) Issued	0.00	0.00	0.00
Total Disbursement Authorities Available	0.00	18,872,369.99	18,872,369.99
Less:	0.00	0.00	0.00
Lapsed NCA	0.00	0.00	0.00
Disbursements	0.00	12,418,896.38	12,418,896.38
Less: Other Non-Cash Disbursements	0.00	0.00	0.00
Disbursements effected through outright deductions from claims	0.00	0.00	0.00
Overpayment of expenses (e.g. personnel benefits)	0.00	0.00	0.00
Retention for loss of government property	0.00	0.00	0.00
Legislation stamps and similar claims	0.00	0.00	0.00
Others (e.g. TUF, BFL, Docs Stamp, etc.)	0.00	0.00	0.00
Adj. Acc. Adjustments (e.g. cancelled/stale checks)	0.00	0.00	0.00
Balance of Disbursement Authorities as at date	0.00	6,453,473.01	6,453,473.01
Total Disbursements Program	0.00	17,377,000.00	17,377,000.00
Less: Actual Disbursements	0.00	19,014,896.38	19,014,896.38
Less: Under spending	0.00	0.00	0.00

Certified Correct:  
  
Roseilyn Adams  
Date: Budget Officer

Recommending Approval:  
  
Cleofa R. Caran  
Date: OIC-Director IVIADS

Approved By:  
  
Eleazar E. Riccio  
Date: Deputy Executive Director

MONTHLY REPORT OF DISBURSEMENTS  
For the month of February 2022

Department National Economic and Development Authority (NEDA)  
Agency/Entity Public-Private Partnership Center of the Philippines  
Operating Unit < not applicable >  
Organization Code (UACS) 24 005 000000  
Fund Cluster 01 Regular Agency Fund

Particulars	Current Year Budget					Prior Year's Accounts Payable					Current Year's Accounts Payable					BUS-TOTAL	Transferees					Grand Total	Remarks				
	PB	MOOE	FinEx	CD	TOTAL	PB	MOOE	FinEx	CD	Sub-Total	PB	MOOE	FinEx	CD	Sub-Total		TOTAL	PB	MOOE	FinEx	CD			TOTAL	PB	MOOE	FinEx
1	2	3	4	5	6=(2+3+4+5)	7	8	9	10	11=(7+8+9+10)	12	13	14	15	16=(12+13+14+15)	17=(11+16)	18=(8+17)	19	20	21	22=(19+20+21)	23	24	25	26	27=(23+24+25+26)	28
CASH DISBURSEMENTS	8,517,103.37	3,856,901.10	0.00	0.00	12,374,004.56	0.00	425,078.03	0.00	0.00	425,078.03	0.00	0.00	0.00	0.00	425,078.03	12,799,082.59	12,799,082.59	0.00	0.00	0.00	12,799,082.59	0.00	0.00	0.00	0.00	12,799,082.59	0.00
Notice of Cash Allocation (NCA)	8,517,103.37	3,856,901.10	0.00	0.00	12,374,004.56	0.00	425,078.03	0.00	0.00	425,078.03	0.00	0.00	0.00	0.00	425,078.03	12,799,082.59	12,799,082.59	0.00	0.00	0.00	12,799,082.59	0.00	0.00	0.00	0.00	12,799,082.59	0.00
MDS Checks Issued	1,957,994.57	2,762,308.85	0.00	0.00	4,720,303.42	0.00	0.00	0.00	0.00	0.00	0.00	0.00	0.00	0.00	0.00	4,720,303.42	4,720,303.42	0.00	0.00	0.00	4,720,303.42	0.00	0.00	0.00	0.00	4,720,303.42	0.00
Advice to Debit Account	6,559,098.80	104,211.30	0.00	0.00	7,444,310.10	0.00	425,078.03	0.00	0.00	425,078.03	0.00	0.00	0.00	0.00	425,078.03	8,088,168.72	8,088,168.72	0.00	0.00	0.00	8,088,168.72	0.00	0.00	0.00	0.00	8,088,168.72	0.00
Notice of Transfer Allocations (NTA)	0.00	0.00	0.00	0.00	0.00	0.00	0.00	0.00	0.00	0.00	0.00	0.00	0.00	0.00	0.00	0.00	0.00	0.00	0.00	0.00	0.00	0.00	0.00	0.00	0.00	0.00	0.00
MDS Checks Issued	0.00	0.00	0.00	0.00	0.00	0.00	0.00	0.00	0.00	0.00	0.00	0.00	0.00	0.00	0.00	0.00	0.00	0.00	0.00	0.00	0.00	0.00	0.00	0.00	0.00	0.00	0.00
Advice to Debit Account	0.00	0.00	0.00	0.00	0.00	0.00	0.00	0.00	0.00	0.00	0.00	0.00	0.00	0.00	0.00	0.00	0.00	0.00	0.00	0.00	0.00	0.00	0.00	0.00	0.00	0.00	0.00
Working Fund for FAHs	0.00	0.00	0.00	0.00	0.00	0.00	0.00	0.00	0.00	0.00	0.00	0.00	0.00	0.00	0.00	0.00	0.00	0.00	0.00	0.00	0.00	0.00	0.00	0.00	0.00	0.00	0.00
Cash Disbursement Coding (CDC)	0.00	0.00	0.00	0.00	0.00	0.00	0.00	0.00	0.00	0.00	0.00	0.00	0.00	0.00	0.00	0.00	0.00	0.00	0.00	0.00	0.00	0.00	0.00	0.00	0.00	0.00	0.00
TOTAL CASH DISBURSEMENTS	8,517,103.37	3,856,901.10	0.00	0.00	12,374,004.56	0.00	425,078.03	0.00	0.00	425,078.03	0.00	0.00	0.00	0.00	425,078.03	12,799,082.59	12,799,082.59	0.00	0.00	0.00	12,799,082.59	0.00	0.00	0.00	0.00	12,799,082.59	0.00
NON-CASH DISBURSEMENTS	1,008,405.50	273,038.50	0.00	0.00	1,281,444.00	0.00	110,504.30	0.00	0.00	110,504.30	0.00	0.00	0.00	0.00	110,504.30	1,401,948.42	1,401,948.42	0.00	0.00	0.00	1,401,948.42	0.00	0.00	0.00	0.00	1,401,948.42	0.00
Tax Remittance Advances Issued (TAA)	1,008,405.50	273,038.50	0.00	0.00	1,281,444.00	0.00	110,504.30	0.00	0.00	110,504.30	0.00	0.00	0.00	0.00	110,504.30	1,401,948.42	1,401,948.42	0.00	0.00	0.00	1,401,948.42	0.00	0.00	0.00	0.00	1,401,948.42	0.00
Non-Cash Advances Issued (NCAA)	0.00	0.00	0.00	0.00	0.00	0.00	0.00	0.00	0.00	0.00	0.00	0.00	0.00	0.00	0.00	0.00	0.00	0.00	0.00	0.00	0.00	0.00	0.00	0.00	0.00	0.00	0.00
Disbursements effected through out/in	0.00	0.00	0.00	0.00	0.00	0.00	0.00	0.00	0.00	0.00	0.00	0.00	0.00	0.00	0.00	0.00	0.00	0.00	0.00	0.00	0.00	0.00	0.00	0.00	0.00	0.00	0.00
Reversions from these claims specify:	0.00	0.00	0.00	0.00	0.00	0.00	0.00	0.00	0.00	0.00	0.00	0.00	0.00	0.00	0.00	0.00	0.00	0.00	0.00	0.00	0.00	0.00	0.00	0.00	0.00	0.00	0.00
Overpayment of expenses (e.g. personnel benefits)	0.00	0.00	0.00	0.00	0.00	0.00	0.00	0.00	0.00	0.00	0.00	0.00	0.00	0.00	0.00	0.00	0.00	0.00	0.00	0.00	0.00	0.00	0.00	0.00	0.00	0.00	0.00
Reimburse for loss of government property	0.00	0.00	0.00	0.00	0.00	0.00	0.00	0.00	0.00	0.00	0.00	0.00	0.00	0.00	0.00	0.00	0.00	0.00	0.00	0.00	0.00	0.00	0.00	0.00	0.00	0.00	0.00
Liquidated damages and similar claims	0.00	0.00	0.00	0.00	0.00	0.00	0.00	0.00	0.00	0.00	0.00	0.00	0.00	0.00	0.00	0.00	0.00	0.00	0.00	0.00	0.00	0.00	0.00	0.00	0.00	0.00	0.00
Reversions for loss of government property	0.00	0.00	0.00	0.00	0.00	0.00	0.00	0.00	0.00	0.00	0.00	0.00	0.00	0.00	0.00	0.00	0.00	0.00	0.00	0.00	0.00	0.00	0.00	0.00	0.00	0.00	0.00
Liquidated damages and similar claims	0.00	0.00	0.00	0.00	0.00	0.00	0.00	0.00	0.00	0.00	0.00	0.00	0.00	0.00	0.00	0.00	0.00	0.00	0.00	0.00	0.00	0.00	0.00	0.00	0.00	0.00	0.00
Others (e.g. IEF, IIT, Docs Stamp, etc.)	0.00	0.00	0.00	0.00	0.00	0.00	0.00	0.00	0.00	0.00	0.00	0.00	0.00	0.00	0.00	0.00	0.00	0.00	0.00	0.00	0.00	0.00	0.00	0.00	0.00	0.00	0.00
Adjustments (e.g. cancelled/voided checks)	0.00	0.00	0.00	0.00	0.00	0.00	0.00	0.00	0.00	0.00	0.00	0.00	0.00	0.00	0.00	0.00	0.00	0.00	0.00	0.00	0.00	0.00	0.00	0.00	0.00	0.00	0.00
Balance of Disbursement Authorities as at date	6,452,473.01	8,008,892.42	0.00	0.00	14,461,365.43	0.00	110,504.30	0.00	0.00	110,504.30	0.00	0.00	0.00	0.00	110,504.30	1,401,948.42	1,401,948.42	0.00	0.00	0.00	1,401,948.42	0.00	0.00	0.00	0.00	1,401,948.42	0.00
Total Disbursement Authorities Program	17,377,000.00	17,377,000.00	0.00	0.00	34,754,000.00	0.00	535,582.33	0.00	0.00	535,582.33	0.00	0.00	0.00	0.00	535,582.33	14,234,630.01	14,234,630.01	0.00	0.00	0.00	14,234,630.01	0.00	0.00	0.00	0.00	14,234,630.01	0.00
Less: Actual Disbursements (Over/Under spending)	18,416,895.38	14,520,727.01	0.00	0.00	32,937,622.39	0.00	410,493.97	0.00	0.00	410,493.97	0.00	0.00	0.00	0.00	410,493.97	13,823,128.54	13,823,128.54	0.00	0.00	0.00	13,823,128.54	0.00	0.00	0.00	0.00	13,823,128.54	0.00
Notes: * The use of NTA is discouraged Notes: ** Amounts should tally with the grand total disbursement (column 27).	6,960,104.62	3,176,272.99	0.00	0.00	10,136,377.61	0.00	125,088.36	0.00	0.00	125,088.36	0.00	0.00	0.00	0.00	125,088.36	418,519.47	418,519.47	0.00	0.00	0.00	418,519.47	0.00	0.00	0.00	0.00	418,519.47	0.00

Particulars	Previous Report	This Month	As at Date
(1)	(2)	(3)	(4)
Total Disbursement Authorities Received	16,872,303.99	23,100,420.03	39,972,724.02
NCA	16,254,000.00	15,254,000.00	31,508,000.00
NTA	0.00	0.00	0.00
Working Fund	0.00	0.00	0.00
IFA	1,618,303.99	1,491,340.42	3,109,644.41
CDC	0.00	0.00	0.00
NCAA	0.00	0.00	0.00
Less: Notice of Transfer of Allocations (NTA) Issued	0.00	0.00	0.00
Total Disbursement Authorities Available	16,872,303.99	23,100,420.03	39,972,724.02
Less:	0.00	0.00	0.00
Lapsed NCA	0.00	0.00	0.00
Disbursements	18,416,895.38	14,520,727.01	32,937,622.39
Less: Other Non-Cash Disbursements	0.00	0.00	0.00
Disbursements effected through out/in	0.00	0.00	0.00
Overpayment of expenses (e.g. personnel benefits)	0.00	0.00	0.00
Reversions for loss of government property	0.00	0.00	0.00
Liquidated damages and similar claims	0.00	0.00	0.00
Others (e.g. IEF, IIT, Docs Stamp, etc.)	0.00	0.00	0.00
Adjustments (e.g. cancelled/voided checks)	0.00	0.00	0.00
Balance of Disbursement Authorities as at date	6,452,473.01	8,008,892.42	14,461,365.43
Total Disbursement Authorities Program	17,377,000.00	17,377,000.00	34,754,000.00
Less: Actual Disbursements (Over/Under spending)	18,416,895.38	14,520,727.01	32,937,622.39
Notes: * The use of NTA is discouraged Notes: ** Amounts should tally with the grand total disbursement (column 27).	6,960,104.62	3,176,272.99	10,136,377.61

Certified Correct:  
  
Roselyn Adami  
Budget Officer  
Date:

Recommended Approval:  
  
Catalina R. Caraan  
OIC-Director IV/ADS  
Date:

Approved By:  
  
Eleazar E. Ruid  
Deputy Executive Director  
Date:

**MONTHLY REPORT OF DISBURSEMENTS**  
For the month of March 2022

FAR No

Department: National Economic and Development Authority (NEDA)  
Agency/Entity: Public-Private Partnership Center of the Philippines  
Operating Unit: < not applicable >  
Organization Code (UACS): 24 000 000000  
Fund Cluster: 01 Regular Agency Fund

Particulars	Current Year Budget					Prior Year's Accounts Payable					Current Year's Accounts Payable					SUB-TOTAL	Trans. Liabilities					Grand Total					Remarks		
	PS	MOOE	FinEx	CO	TOTAL	PS	MOOE	FinEx	CO	Sub-Total	PS	MOOE	FinEx	CO	Sub-Total		TOTAL	PS	MOOE	CO	TOTAL	PS	MOOE	FinEx	CO	TOTAL			
1	2	3	4	5	6=(2+3+4+5)	7	8	9	10	11=(7+8+9+10)	12	13	14	15	16=(12+13+14+15)	17=(1+16)	18=(8+17)	19	20	21	22=(19+20+21)	23	24	25	26	27=(23+24+25+26)	28		
CASH DISBURSEMENTS	12,004,561.12	9,707,232.24	0.00	437,356.50	22,149,149.86	14,519.07	432,112.00	0.00	0.00	446,631.12	0.00	0.00	0.00	0.00	446,631.12	446,631.12	23,555,780.93	0.00	0.00	0.00	23,555,780.93	19,139,344.29	0.00	437,356.50	23,555,780.93	437,356.50	23,555,780.93		
Notice of Cash Allocation (NCA)	12,004,561.12	9,707,232.24	0.00	437,356.50	22,149,149.86	14,519.07	432,112.00	0.00	0.00	446,631.12	0.00	0.00	0.00	0.00	446,631.12	446,631.12	23,555,780.93	0.00	0.00	0.00	23,555,780.93	19,139,344.29	0.00	437,356.50	23,555,780.93	437,356.50	23,555,780.93		
MOS Check Issued	4,058,125.93	7,511,842.23	0.00	0.00	11,569,968.16	0.00	0.00	0.00	0.00	0.00	0.00	0.00	0.00	0.00	0.00	0.00	11,569,968.16	0.00	0.00	0.00	11,569,968.16	0.00	0.00	0.00	0.00	0.00	0.00	0.00	11,569,968.16
Advance to Debit Account	8,906,435.19	1,765,549.99	0.00	437,356.50	11,109,341.68	14,519.07	432,112.00	0.00	0.00	448,831.12	0.00	0.00	0.00	0.00	448,831.12	448,831.12	11,569,912.72	0.00	0.00	0.00	11,569,912.72	0.00	0.00	0.00	0.00	0.00	0.00	0.00	11,569,912.72
Notice of Transfer Advancements (NTA)	0.00	0.00	0.00	0.00	0.00	0.00	0.00	0.00	0.00	0.00	0.00	0.00	0.00	0.00	0.00	0.00	0.00	0.00	0.00	0.00	0.00	0.00	0.00	0.00	0.00	0.00	0.00	0.00	0.00
MOS Checks Issued	0.00	0.00	0.00	0.00	0.00	0.00	0.00	0.00	0.00	0.00	0.00	0.00	0.00	0.00	0.00	0.00	0.00	0.00	0.00	0.00	0.00	0.00	0.00	0.00	0.00	0.00	0.00	0.00	0.00
Advance to Debit Account	0.00	0.00	0.00	0.00	0.00	0.00	0.00	0.00	0.00	0.00	0.00	0.00	0.00	0.00	0.00	0.00	0.00	0.00	0.00	0.00	0.00	0.00	0.00	0.00	0.00	0.00	0.00	0.00	0.00
Working Fund for FAPs	0.00	0.00	0.00	0.00	0.00	0.00	0.00	0.00	0.00	0.00	0.00	0.00	0.00	0.00	0.00	0.00	0.00	0.00	0.00	0.00	0.00	0.00	0.00	0.00	0.00	0.00	0.00	0.00	0.00
Cash Disbursement Ceiling (CDC)	0.00	0.00	0.00	0.00	0.00	0.00	0.00	0.00	0.00	0.00	0.00	0.00	0.00	0.00	0.00	0.00	0.00	0.00	0.00	0.00	0.00	0.00	0.00	0.00	0.00	0.00	0.00	0.00	0.00
TOTAL CASH DISBURSEMENTS	12,004,561.12	9,707,232.24	0.00	437,356.50	22,149,149.86	14,519.07	432,112.00	0.00	0.00	446,631.12	0.00	0.00	0.00	0.00	446,631.12	446,631.12	23,555,780.93	0.00	0.00	0.00	23,555,780.93	19,139,344.29	0.00	437,356.50	23,555,780.93	437,356.50	23,555,780.93		
NON-CASH DISBURSEMENTS	1,979,495.02	815,255.76	0.00	16,502.89	1,991,753.47	0.00	0.00	0.00	0.00	0.00	0.00	0.00	0.00	0.00	0.00	0.00	1,991,753.47	0.00	0.00	0.00	1,991,753.47	0.00	0.00	0.00	0.00	0.00	0.00	0.00	1,991,753.47
Tax Remittance Advances Issued (TRA)	1,979,495.02	815,255.76	0.00	16,502.89	1,991,753.47	0.00	0.00	0.00	0.00	0.00	0.00	0.00	0.00	0.00	0.00	0.00	1,991,753.47	0.00	0.00	0.00	1,991,753.47	0.00	0.00	0.00	0.00	0.00	0.00	0.00	1,991,753.47
Non-Cash Advances to Authority (NCAA)	0.00	0.00	0.00	0.00	0.00	0.00	0.00	0.00	0.00	0.00	0.00	0.00	0.00	0.00	0.00	0.00	0.00	0.00	0.00	0.00	0.00	0.00	0.00	0.00	0.00	0.00	0.00	0.00	0.00
Disbursements affected through outgoing deductions from claims (please specify)	0.00	0.00	0.00	0.00	0.00	0.00	0.00	0.00	0.00	0.00	0.00	0.00	0.00	0.00	0.00	0.00	0.00	0.00	0.00	0.00	0.00	0.00	0.00	0.00	0.00	0.00	0.00	0.00	0.00
Overpayment of expenses (e.g. personnel benefits)	0.00	0.00	0.00	0.00	0.00	0.00	0.00	0.00	0.00	0.00	0.00	0.00	0.00	0.00	0.00	0.00	0.00	0.00	0.00	0.00	0.00	0.00	0.00	0.00	0.00	0.00	0.00	0.00	0.00
Restoration for loss of government property	0.00	0.00	0.00	0.00	0.00	0.00	0.00	0.00	0.00	0.00	0.00	0.00	0.00	0.00	0.00	0.00	0.00	0.00	0.00	0.00	0.00	0.00	0.00	0.00	0.00	0.00	0.00	0.00	0.00
Liquidated damages and similar claims	0.00	0.00	0.00	0.00	0.00	0.00	0.00	0.00	0.00	0.00	0.00	0.00	0.00	0.00	0.00	0.00	0.00	0.00	0.00	0.00	0.00	0.00	0.00	0.00	0.00	0.00	0.00	0.00	0.00
Others (e.g. IEF, RTR, Door Stamp, etc.)	0.00	0.00	0.00	0.00	0.00	0.00	0.00	0.00	0.00	0.00	0.00	0.00	0.00	0.00	0.00	0.00	0.00	0.00	0.00	0.00	0.00	0.00	0.00	0.00	0.00	0.00	0.00	0.00	0.00
TOTAL NON-CASH DISBURSEMENTS	1,979,495.02	815,255.76	0.00	16,502.89	1,991,753.47	0.00	0.00	0.00	0.00	0.00	0.00	0.00	0.00	0.00	0.00	0.00	1,991,753.47	0.00	0.00	0.00	1,991,753.47	0.00	0.00	0.00	0.00	0.00	0.00	0.00	1,991,753.47
GRAND TOTAL	14,843,886.14	10,522,488.00	0.00	447,449.19	25,013,963.33	14,519.07	432,112.00	0.00	0.00	448,831.12	0.00	0.00	0.00	0.00	448,831.12	448,831.12	25,460,534.43	0.00	0.00	0.00	25,460,534.43	19,139,344.29	0.00	437,356.50	25,460,534.43	437,356.50	25,460,534.43		

**SUMMARY**

Particulars	Previous Report	This Month	As at Date
(1)	(2)	(3)	(4)
Total Disbursement Authorized Received	39,381,799.02	29,087,445.89	60,348,235.91
NCA	39,381,799.02	15,254,600.00	45,792,400.00
NIA	0.00	0.00	0.00
Working Fund	8,453,473.91	8,908,803.42	15,312,103.00
TRA	3,620,316.41	1,604,753.47	4,925,069.98
CDC	0.00	0.00	0.00
NCAA	0.00	0.00	0.00
Less: Notice of Transfer of Advances (NTA) Issues	0.00	0.00	0.00
Total Disbursement Authorized Available	39,381,799.02	29,087,445.89	60,348,235.91
Less:	0.00	0.00	0.00
Lapsed NCA	0.00	906,911.44	906,911.44
Disbursements	24,810,823.99	25,490,534.45	50,090,158.44
Less: Other Non-Cash Disbursements	0.00	0.00	0.00
Disbursements affected through outgoing deductions from claims	0.00	0.00	0.00
Overpayment of expenses (e.g. personnel benefits)	0.00	0.00	0.00
Restoration for loss of government property	0.00	0.00	0.00
Liquidated damages and similar claims	0.00	0.00	0.00
Others (e.g. IEF, RTR, Door Stamp, etc.)	0.00	0.00	0.00
Adjustment Adjustments (e.g. cancelled/voided checks)	0.00	0.00	0.00
Balance of Disbursement Authorized as at date	15,332,160.03	0.00	15,332,160.03
Total Disbursements Program	34,754,000.00	17,549,600.00	52,303,600.00
Less: Actual Disbursements	24,810,823.99	25,490,534.45	90,000,155.44
(Over)/Under Spending	10,134,376.01	(7,941,534.45)	2,222,841.56

Notes: \* The use of NTA is discouraged  
Note: \*\* Amounts should tally with the grand total disbursement (column 27).

Certified Correct:  
  
Roselyn Adami  
Date: Budget Officer

Recommending Approval:  
  
Chalina R. Caran  
Date: OIC-Director IV/ADS

Approved By:  
  
Eleazar E. Rivas  
Date: Deputy Executive Director



QUARTERLY REPORT OF REVENUE AND OTHER RECEIPTS

As at the Quarter Ending March 31, 2022

Department : National Economic and Development Authority (NEDA)  
 Agency : Public-Private Partnership Center of the Philippines  
 Operating Unit : < not applicable >  
 Organization Code (UACS) : 24 005 0000000  
 Fund Cluster : 05 - Internally Generated Funds

Classification/Sources of Revenue and Other Receipts	UACS CODE	REVENUE TARGET (Annual) per BESF	Actual Revenue and Other Receipts Collections					Cumulative Remittance/Deposits to Date			Variance		Remarks
			1st Quarter Ending March 31	2nd Quarter Ending June 30	3rd Quarter Ending Sept. 30	4th Quarter Ending Dec. 31	Total	Remittance to BTr	Deposited with AGDB	TOTAL	Amount	%	
1	2	3	4	5	6	7	8=[8+(-)7]-8+9	9	10	11=(9+10)	12=(8-3)	13=(12/3)	14
Internally Generated Funds		0.00	5,000.00	0.00	0.00	0.00	5,000.00	5,000.00	0.00	5,000.00	5,000.00	0 %	
Non-Revenue Collections/Other Receipts		0.00	5,000.00	0.00	0.00	0.00	5,000.00	5,000.00	0.00	5,000.00	5,000.00	0 %	
Cash Receipts		0.00	5,000.00	0.00	0.00	0.00	5,000.00	5,000.00	0.00	5,000.00	5,000.00	0 %	
Non-Tax		0.00	5,000.00	0.00	0.00	0.00	5,000.00	5,000.00	0.00	5,000.00	5,000.00	0 %	
Sale of Unserviceable Property	4080102000	0.00	5,000.00	0.00	0.00	0.00	5,000.00	5,000.00	0.00	5,000.00	5,000.00	0 %	
TOTAL		0.00	5,000.00	0.00	0.00	0.00	5,000.00	5,000.00	0.00	5,000.00	5,000.00	0 %	


Certified Correct:

  
 Roselyn A. Adami

Budget Officer

Date:


Recommending Approval:

  
 Catalina R. Caraan

OIC-Director IV/ADS

Date:

Approved By:

  
 Eleazar E. Focote

Deputy Executive Director


Date:

**QUARTERLY REPORT OF REVENUE AND OTHER RECEIPTS**  
As at the Quarter Ending March 31, 2022

Department : National Economic and Development Authority (NEDA)  
 Agency : Public-Private Partnership Center of the Philippines  
 Operating Unit : < not applicable >  
 Organization Code (UACS) : 24 005 0000000  
 Fund Cluster : 06 - Business Related Funds

Classification/Sources of Revenue and Other Receipts	UACS CODE	REVENUE TARGET (Annual) per BESF	Actual Revenue and Other Receipts Collections				Total	Cumulative Remittance/Deposits to Date			Variance		Remarks
			1st Quarter Ending March 31	2nd Quarter Ending June 30	3rd Quarter Ending Sept. 30	4th Quarter Ending Dec. 31		Remittance to BTr	Deposited with AGDB	TOTAL	Amount	%	
1	2	3	4	5	6	7	8={6+(-)7-8+9}	9	10	11=(9+10)	12=(8-3)	13=(12/3)	14
<b>Business Related Funds</b>		579,968,000.00	119,826,440.00	0.00	0.00	0.00	119,826,440.00	0.00	119,826,440.00	119,826,440.00	(460,341,560.00)	-79 %	
<b>Non-Ravenue Collections/Other Receipts</b>		579,968,000.00	119,826,440.00	0.00	0.00	0.00	119,826,440.00	0.00	119,826,440.00	119,826,440.00	(460,341,560.00)	-79 %	
<b>Cash Receipts</b>		579,968,000.00	119,826,440.00	0.00	0.00	0.00	119,826,440.00	0.00	119,826,440.00	119,826,440.00	(460,341,560.00)	-79 %	
<b>Non-Tax</b>		579,968,000.00	119,826,440.00	0.00	0.00	0.00	119,826,440.00	0.00	119,826,440.00	119,826,440.00	(460,341,560.00)	-79 %	
<b>Other Service Income</b>	4020195089	579,968,000.00	119,826,440.00	0.00	0.00	0.00	119,826,440.00	0.00	119,826,440.00	119,826,440.00	(460,341,560.00)	-79 %	
<b>TOTAL</b>		579,968,000.00	119,826,440.00	0.00	0.00	0.00	119,826,440.00	0.00	119,826,440.00	119,826,440.00	(460,341,560.00)	-79 %	

Certified Correct:

  
Roselyn A. Adami

Budget Officer

Date:


Recommending Approval:

  
Catalina R. Caraan

OIC-Director IV/ADS

Date:

Approved By:

  
Eleazar E. Rios

Deputy Executive Director

Date: