

STATEMENT OF APPROPRIATIONS, ALLOTMENTS, OBLIGATIONS, DISBURSEMENTS AND BALANCES

As at the Quarter Ending March 31, 2021

Department : National Economic and Development Authority (NEDA)  
 Agency/Entity : Public-Private Partnership Center of the Philippines  
 Operating Unit : < not applicable >  
 Organization Code (UACS) : 24 005 0000000  
 Fund Cluster : 01 Regular Agency Fund  
 (e.g. UACS Fund Cluster: 01-Regular Agency Fund, 02-Foreign Assisted Projects Fund, 03-Special Account-Locally Funded/Domestic Grants Fund, and 04-Special Account-Foreign Assisted/Foreign Grants Fund)

X	Current Year Appropriations
	Supplemental Appropriations
	Continuing Appropriations

Particulars	UACS CODE	Appropriations			Allotments					Current Year Obligations					Current Year Disbursements					Balances			
		Authorized Appropriations	Adjustments (Transfer To/From, Modifications/)	Adjusted Appropriations	Allotments Received	Adjustments (Reductions, Modifications/)	Transfer To	Transfer From	Adjusted Total Allotments	1st Quarter Ending March 31	2nd Quarter Ending June 30	3rd Quarter Ending Sept. 30	4th Quarter Ending Dec. 31	TOTAL	1st Quarter Ending March 31	2nd Quarter Ending June 30	3rd Quarter Ending Sept. 30	4th Quarter Ending Dec. 31	TOTAL	Unreleased Appro	Unobligated Allotments	Unpaid Obligations	
																						Due and Demandable	Not Yet Due and Demandable
1	2	3	4	5=(3+4)	6	7	8	9	10=[(6+(-)7)-8+9]	11	12	13	14	15=(11+12+13+14)	16	17	18	19	20=(16+17+18+19)	21	22	23	24
I. Agency Specific Budget		192,798,000.00	0.00	192,798,000.00	192,798,000.00	0.00	0.00	0.00	192,798,000.00	54,347,527.50	0.00	0.00	0.00	54,347,527.50	40,643,892.45	0.00	0.00	0.00	40,643,892.45	0.00	138,450,472.50	7,836,744.50	5,866,890.55
General Administration and Support	1000000000000000	97,335,000.00	0.00	97,335,000.00	97,335,000.00	0.00	0.00	0.00	97,335,000.00	29,769,107.61	0.00	0.00	0.00	29,769,107.61	22,140,146.56	0.00	0.00	0.00	22,140,146.56	0.00	67,565,892.39	2,202,070.50	5,426,890.55
General management and supervision	100000100001000	97,335,000.00	0.00	97,335,000.00	97,335,000.00	0.00	0.00	0.00	97,335,000.00	29,769,107.61	0.00	0.00	0.00	29,769,107.61	22,140,146.56	0.00	0.00	0.00	22,140,146.56	0.00	67,565,892.39	2,202,070.50	5,426,890.55
PS		34,799,000.00	0.00	34,799,000.00	34,799,000.00	0.00	0.00	0.00	34,799,000.00	10,297,156.96	0.00	0.00	0.00	10,297,156.96	8,131,223.96	0.00	0.00	0.00	8,131,223.96	0.00	24,501,843.04	2,165,933.00	0.00
MOOE		62,536,000.00	0.00	62,536,000.00	62,536,000.00	0.00	0.00	0.00	62,536,000.00	19,471,950.65	0.00	0.00	0.00	19,471,950.65	14,008,922.60	0.00	0.00	0.00	14,008,922.60	0.00	43,064,049.35	36,137.50	5,426,890.55
Sub-Total, General Administration and Support		97,335,000.00	0.00	97,335,000.00	97,335,000.00	0.00	0.00	0.00	97,335,000.00	29,769,107.61	0.00	0.00	0.00	29,769,107.61	22,140,146.56	0.00	0.00	0.00	22,140,146.56	0.00	67,565,892.39	2,202,070.50	5,426,890.55
PS		34,799,000.00	0.00	34,799,000.00	34,799,000.00	0.00	0.00	0.00	34,799,000.00	10,297,156.96	0.00	0.00	0.00	10,297,156.96	8,131,223.96	0.00	0.00	0.00	8,131,223.96	0.00	24,501,843.04	2,165,933.00	0.00
MOOE		62,536,000.00	0.00	62,536,000.00	62,536,000.00	0.00	0.00	0.00	62,536,000.00	19,471,950.65	0.00	0.00	0.00	19,471,950.65	14,008,922.60	0.00	0.00	0.00	14,008,922.60	0.00	43,064,049.35	36,137.50	5,426,890.55
FinEx (if Applicable)		0.00	0.00	0.00	0.00	0.00	0.00	0.00	0.00	0.00	0.00	0.00	0.00	0.00	0.00	0.00	0.00	0.00	0.00	0.00	0.00	0.00	0.00
CO		0.00	0.00	0.00	0.00	0.00	0.00	0.00	0.00	0.00	0.00	0.00	0.00	0.00	0.00	0.00	0.00	0.00	0.00	0.00	0.00	0.00	0.00
Operations	3000000000000000	95,463,000.00	0.00	95,463,000.00	95,463,000.00	0.00	0.00	0.00	95,463,000.00	24,578,419.89	0.00	0.00	0.00	24,578,419.89	18,503,745.89	0.00	0.00	0.00	18,503,745.89	0.00	70,884,580.11	5,634,674.00	440,000.00
OO : Greater private sector participation thru Public-Private Partnership to accelerate provision of safe, efficient, reliable and sustainable infrastructure and development projects		95,463,000.00	0.00	95,463,000.00	95,463,000.00	0.00	0.00	0.00	95,463,000.00	24,578,419.89	0.00	0.00	0.00	24,578,419.89	18,503,745.89	0.00	0.00	0.00	18,503,745.89	0.00	70,884,580.11	5,634,674.00	440,000.00
PUBLIC-PRIVATE PARTNERSHIP MANAGEMENT PROGRAM		95,463,000.00	0.00	95,463,000.00	95,463,000.00	0.00	0.00	0.00	95,463,000.00	24,578,419.89	0.00	0.00	0.00	24,578,419.89	18,503,745.89	0.00	0.00	0.00	18,503,745.89	0.00	70,884,580.11	5,634,674.00	440,000.00
Project Development and Advisory Assistance	310100100001000	12,103,000.00	0.00	12,103,000.00	12,103,000.00	0.00	0.00	0.00	12,103,000.00	5,593,599.12	0.00	0.00	0.00	5,593,599.12	4,261,867.12	0.00	0.00	0.00	4,261,867.12	0.00	6,509,400.88	1,331,732.00	0.00
PS		10,898,000.00	0.00	10,898,000.00	10,898,000.00	0.00	0.00	0.00	10,898,000.00	5,527,699.12	0.00	0.00	0.00	5,527,699.12	4,195,967.12	0.00	0.00	0.00	4,195,967.12	0.00	5,370,300.88	1,331,732.00	0.00
MOOE		1,205,000.00	0.00	1,205,000.00	1,205,000.00	0.00	0.00	0.00	1,205,000.00	65,900.00	0.00	0.00	0.00	65,900.00	65,900.00	0.00	0.00	0.00	65,900.00	0.00	1,139,100.00	0.00	0.00
Management and Administration of the Project Development and Monitoring Facility (PDMF) Funds	310100100002000	7,470,000.00	0.00	7,470,000.00	7,470,000.00	0.00	0.00	0.00	7,470,000.00	4,411,593.93	0.00	0.00	0.00	4,411,593.93	3,448,707.93	0.00	0.00	0.00	3,448,707.93	0.00	3,058,406.07	962,886.00	0.00
PS		6,909,000.00	0.00	6,909,000.00	6,909,000.00	0.00	0.00	0.00	6,909,000.00	4,360,093.93	0.00	0.00	0.00	4,360,093.93	3,397,207.93	0.00	0.00	0.00	3,397,207.93	0.00	2,548,906.07	962,886.00	0.00
MOOE		561,000.00	0.00	561,000.00	561,000.00	0.00	0.00	0.00	561,000.00	51,500.00	0.00	0.00	0.00	51,500.00	51,500.00	0.00	0.00	0.00	51,500.00	0.00	509,500.00	0.00	0.00
Public-Private Partnership Policy Formulation and Advocacy, and Project Monitoring and Evaluation	310100100003000	23,894,000.00	0.00	23,894,000.00	23,894,000.00	0.00	0.00	0.00	23,894,000.00	5,481,105.08	0.00	0.00	0.00	5,481,105.08	4,192,404.08	0.00	0.00	0.00	4,192,404.08	0.00	18,412,894.92	1,288,701.00	0.00
PS		21,864,000.00	0.00	21,864,000.00	21,864,000.00	0.00	0.00	0.00	21,864,000.00	5,418,205.08	0.00	0.00	0.00	5,418,205.08	4,129,504.08	0.00	0.00	0.00	4,129,504.08	0.00	16,445,794.92	1,288,701.00	0.00
MOOE		2,030,000.00	0.00	2,030,000.00	2,030,000.00	0.00	0.00	0.00	2,030,000.00	62,900.00	0.00	0.00	0.00	62,900.00	62,900.00	0.00	0.00	0.00	62,900.00	0.00	1,967,100.00	0.00	0.00
Provision of Capacity Building, Knowledge Management Services, Legal Services and ICT Services	310100100004000	51,996,000.00	0.00	51,996,000.00	51,996,000.00	0.00	0.00	0.00	51,996,000.00	9,092,121.76	0.00	0.00	0.00	9,092,121.76	6,600,766.76	0.00	0.00	0.00	6,600,766.76	0.00	42,903,878.24	2,051,355.00	440,000.00
PS		29,192,000.00	0.00	29,192,000.00	29,192,000.00	0.00	0.00	0.00	29,192,000.00	8,507,485.40	0.00	0.00	0.00	8,507,485.40	6,456,130.40	0.00	0.00	0.00	6,456,130.40	0.00	20,684,514.60	2,051,355.00	0.00

Department : National Economic and Development Authority (NEDA)  
 Agency/Entity : Public-Private Partnership Center of the Philippines  
 Operating Unit : < not applicable >  
 Organization Code (UACS) : 24 005 0000000  
 Fund Cluster : 01 Regular Agency Fund

X	Current Year Appropriations
	Supplemental Appropriations
	Continuing Appropriations

(e.g. UACS Fund Cluster: 01-Regular Agency Fund, 02-Foreign Assisted Projects Fund, 03-Special Account-Locally Funded/Domestic Grants Fund, and 04-Special Account-Foreign Assisted/Foreign Grants Fund)

Particulars	UACS CODE	Appropriations			Allotments					Current Year Obligations					Current Year Disbursements					Balances			
		Authorized Appropriations	Adjustments (Transfer To/From, Modifications/)	Adjusted Appropriations	Allotments Received	Adjustments (Reductions, Modifications/)	Transfer To	Transfer From	Adjusted Total Allotments	1st Quarter Ending March 31	2nd Quarter Ending June 30	3rd Quarter Ending Sept. 30	4th Quarter Ending Dec. 31	TOTAL	1st Quarter Ending March 31	2nd Quarter Ending June 30	3rd Quarter Ending Sept. 30	4th Quarter Ending Dec. 31	TOTAL	Unreleased Appro	Unobligated Allotments	Unpaid Obligations	
																						Due and Demandable	Not Yet Due and Demandable
1	2	3	4	5=(3+4)	6	7	8	9	10=[(6+(-)7)-8+9]	11	12	13	14	15=(11+12+13+14)	16	17	18	19	20=(16+17+18+19)	21	22	23	24
MOOE		14,604,000.00	0.00	14,604,000.00	14,604,000.00	0.00	0.00	0.00	14,604,000.00	584,636.36	0.00	0.00	0.00	584,636.36	144,636.36	0.00	0.00	0.00	144,636.36	0.00	14,019,363.64	0.00	440,000.00
CO		8,200,000.00	0.00	8,200,000.00	8,200,000.00	0.00	0.00	0.00	8,200,000.00	0.00	0.00	0.00	0.00	0.00	0.00	0.00	0.00	0.00	0.00	0.00	8,200,000.00	0.00	0.00
Sub-Total, Operations		95,463,000.00	0.00	95,463,000.00	95,463,000.00	0.00	0.00	0.00	95,463,000.00	24,578,419.89	0.00	0.00	0.00	24,578,419.89	18,503,745.89	0.00	0.00	0.00	18,503,745.89	0.00	70,884,580.11	5,634,674.00	440,000.00
PS		68,863,000.00	0.00	68,863,000.00	68,863,000.00	0.00	0.00	0.00	68,863,000.00	23,813,483.53	0.00	0.00	0.00	23,813,483.53	18,178,809.53	0.00	0.00	0.00	18,178,809.53	0.00	45,049,516.47	5,634,674.00	0.00
MOOE		18,400,000.00	0.00	18,400,000.00	18,400,000.00	0.00	0.00	0.00	18,400,000.00	764,936.36	0.00	0.00	0.00	764,936.36	324,936.36	0.00	0.00	0.00	324,936.36	0.00	17,635,063.64	0.00	440,000.00
FinEx (if Applicable)		0.00	0.00	0.00	0.00	0.00	0.00	0.00	0.00	0.00	0.00	0.00	0.00	0.00	0.00	0.00	0.00	0.00	0.00	0.00	0.00	0.00	0.00
CO		8,200,000.00	0.00	8,200,000.00	8,200,000.00	0.00	0.00	0.00	8,200,000.00	0.00	0.00	0.00	0.00	0.00	0.00	0.00	0.00	0.00	0.00	0.00	8,200,000.00	0.00	0.00
Sub-Total, I. Agency Specific Budget		192,798,000.00	0.00	192,798,000.00	192,798,000.00	0.00	0.00	0.00	192,798,000.00	54,347,527.50	0.00	0.00	0.00	54,347,527.50	40,643,892.45	0.00	0.00	0.00	40,643,892.45	0.00	138,450,472.50	7,836,744.50	5,866,890.55
PS		103,662,000.00	0.00	103,662,000.00	103,662,000.00	0.00	0.00	0.00	103,662,000.00	34,110,640.49	0.00	0.00	0.00	34,110,640.49	26,310,033.49	0.00	0.00	0.00	26,310,033.49	0.00	69,551,359.51	7,800,607.00	0.00
MOOE		80,936,000.00	0.00	80,936,000.00	80,936,000.00	0.00	0.00	0.00	80,936,000.00	20,236,887.01	0.00	0.00	0.00	20,236,887.01	14,333,858.96	0.00	0.00	0.00	14,333,858.96	0.00	60,699,112.99	36,137.50	5,866,890.55
FinEx (if Applicable)		0.00	0.00	0.00	0.00	0.00	0.00	0.00	0.00	0.00	0.00	0.00	0.00	0.00	0.00	0.00	0.00	0.00	0.00	0.00	0.00	0.00	0.00
CO		8,200,000.00	0.00	8,200,000.00	8,200,000.00	0.00	0.00	0.00	8,200,000.00	0.00	0.00	0.00	0.00	0.00	0.00	0.00	0.00	0.00	0.00	0.00	8,200,000.00	0.00	0.00
II. Automatic Appropriations		9,623,000.00	0.00	9,623,000.00	9,623,000.00	0.00	0.00	0.00	9,623,000.00	2,593,842.82	0.00	0.00	0.00	2,593,842.82	1,733,065.66	0.00	0.00	0.00	1,733,065.66	0.00	7,029,157.18	860,777.16	0.00
Specific Budgets of National Government Agencies		9,623,000.00	0.00	9,623,000.00	9,623,000.00	0.00	0.00	0.00	9,623,000.00	2,593,842.82	0.00	0.00	0.00	2,593,842.82	1,733,065.66	0.00	0.00	0.00	1,733,065.66	0.00	7,029,157.18	860,777.16	0.00
Retirement and Life Insurance Premiums		9,623,000.00	0.00	9,623,000.00	9,623,000.00	0.00	0.00	0.00	9,623,000.00	2,593,842.82	0.00	0.00	0.00	2,593,842.82	1,733,065.66	0.00	0.00	0.00	1,733,065.66	0.00	7,029,157.18	860,777.16	0.00
PS		9,623,000.00	0.00	9,623,000.00	9,623,000.00	0.00	0.00	0.00	9,623,000.00	2,593,842.82	0.00	0.00	0.00	2,593,842.82	1,733,065.66	0.00	0.00	0.00	1,733,065.66	0.00	7,029,157.18	860,777.16	0.00
Sub-total II. Automatic Appropriations		9,623,000.00	0.00	9,623,000.00	9,623,000.00	0.00	0.00	0.00	9,623,000.00	2,593,842.82	0.00	0.00	0.00	2,593,842.82	1,733,065.66	0.00	0.00	0.00	1,733,065.66	0.00	7,029,157.18	860,777.16	0.00
PS		9,623,000.00	0.00	9,623,000.00	9,623,000.00	0.00	0.00	0.00	9,623,000.00	2,593,842.82	0.00	0.00	0.00	2,593,842.82	1,733,065.66	0.00	0.00	0.00	1,733,065.66	0.00	7,029,157.18	860,777.16	0.00
MOOE		0.00	0.00	0.00	0.00	0.00	0.00	0.00	0.00	0.00	0.00	0.00	0.00	0.00	0.00	0.00	0.00	0.00	0.00	0.00	0.00	0.00	0.00
FinEx		0.00	0.00	0.00	0.00	0.00	0.00	0.00	0.00	0.00	0.00	0.00	0.00	0.00	0.00	0.00	0.00	0.00	0.00	0.00	0.00	0.00	0.00
CO		0.00	0.00	0.00	0.00	0.00	0.00	0.00	0.00	0.00	0.00	0.00	0.00	0.00	0.00	0.00	0.00	0.00	0.00	0.00	0.00	0.00	0.00
IV. Reversion of the Unobligated Allotments charged against R.A. Nos. 11465 and 11494		0.00	0.00	0.00	0.00	0.00	0.00	0.00	0.00	0.00	0.00	0.00	0.00	0.00	0.00	0.00	0.00	0.00	0.00	0.00	0.00	0.00	0.00

GRAND TOTAL		202,421,000.00	0.00	202,421,000.00	202,421,000.00	0.00	0.00	0.00	202,421,000.00	56,941,370.32	0.00	0.00	0.00	56,941,370.32	42,376,958.11	0.00	0.00	0.00	42,376,958.11	0.00	145,479,629.68	8,697,521.66	5,866,890.55
PS		113,285,000.00	0.00	113,285,000.00	113,285,000.00	0.00	0.00	0.00	113,285,000.00	36,704,483.31	0.00	0.00	0.00	36,704,483.31	28,043,099.15	0.00	0.00	0.00	28,043,099.15	0.00	76,580,516.69	8,661,384.16	0.00
MOOE		80,936,000.00	0.00	80,936,000.00	80,936,000.00	0.00	0.00	0.00	80,936,000.00	20,236,887.01	0.00	0.00	0.00	20,236,887.01	14,333,858.96	0.00	0.00	0.00	14,333,858.96	0.00	60,699,112.99	36,137.50	5,866,890.55
CO		8,200,000.00	0.00	8,200,000.00	8,200,000.00	0.00	0.00	0.00	8,200,000.00	0.00	0.00	0.00	0.00	0.00	0.00	0.00	0.00	0.00	0.00	0.00	8,200,000.00	0.00	0.00

Recapitulation by OO:

I. Agency Specific Budget		95,463,000.00	0.00	95,463,000.00	95,463,000.00	0.00	0.00	0.00	95,463,000.00	24,578,419.89	0.00	0.00	0.00	24,578,419.89	18,503,745.89	0.00	0.00	0.00	18,503,745.89	0.00	70,884,580.11	5,634,674.00	440,000.00
PUBLIC-PRIVATE PARTNERSHIP MANAGEMENT PROGRAM		95,463,000.00	0.00	95,463,000.00	95,463,000.00	0.00	0.00	0.00	95,463,000.00	24,578,419.89	0.00	0.00	0.00	24,578,419.89	18,503,745.89	0.00	0.00	0.00	18,503,745.89	0.00	70,884,580.11	5,634,674.00	440,000.00




Roselyn A. Adami

---

Budget Officer

Date:



Catalina R. Caraan

Finance Head

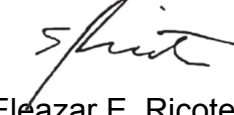
Date:



Maria Theresa L. Laranang

Director IV-Administrative Service

Date:



Eleazar E. Ricote

Deputy Executive Director

Date:


STATEMENT OF APPROPRIATIONS, ALLOTMENTS, OBLIGATIONS, DISBURSEMENTS AND BALANCES


As at the Quarter Ending March 31, 2021


Department: National Economic and Development Authority (NEDA)  
 Agency: Public-Private Partnership Center of the Philippines  
 Operating Unit: < not applicable >  
 Organization Code (UACS) : 24 005 0000000  
 Fund Cluster: 01 Regular Agency Fund  
 (e.g. UACS Fund Cluster: 01-Regular Agency Fund, 02-Foreign Assisted Projects Fund, 03-Special Account-Locally Funded/Domestic Grants Fund, and 04-Special Account-Foreign Assisted/Foreign Grants Fund)

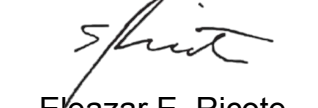
	Current Year Appropriations
	Supplemental Appropriations
X	Continuing Appropriations

Particulars	UACS CODE	Appropriations			Allotments					Current Year Obligations					Current Year Disbursements					Balances			
		Authorized Appropriations	Adjustments (Transfer To/From, Realignment)	Adjusted Appropriations	Allotments Received	Adjustments (Withdrawal, Realignment)	Transfer To	Transfer From	Adjusted Total Allotments	1st Quarter Ending March 31	2nd Quarter Ending June 30	3rd Quarter Ending Sept. 30	4th Quarter Ending Dec. 31	TOTAL	1st Quarter Ending March 31	2nd Quarter Ending June 30	3rd Quarter Ending Sept. 30	4th Quarter Ending Dec. 31	TOTAL	Unreleased Appro	Unobligated Allotments	Unpaid Obligations	
																						Due and Demandable	Not Yet Due and Demandable
1	2	3	4	5=(3+4)	6	7	8	9	10=[(6+(-)7)-8+9]	11	12	13	14	15=(11+12+13+14)	16	17	18	19	20=(16+17+18+19)	21=(5-10)	22=(10-15)	23	24
I. Continuing Appropriations		19,470,650.36	0.00	19,470,650.36	19,470,650.36	0.00	0.00	0.00	19,470,650.36	3,144,056.86	0.00	0.00	0.00	3,144,056.86	3,144,056.86	0.00	0.00	0.00	3,144,056.86	0.00	16,326,593.50	0.00	0.00
I. Agency Specific Budget		19,470,650.36	0.00	19,470,650.36	19,470,650.36	0.00	0.00	0.00	19,470,650.36	3,144,056.86	0.00	0.00	0.00	3,144,056.86	3,144,056.86	0.00	0.00	0.00	3,144,056.86	0.00	16,326,593.50	0.00	0.00
General Administration and Support	1000000000000000	19,470,650.36	0.00	19,470,650.36	19,470,650.36	0.00	0.00	0.00	19,470,650.36	3,144,056.86	0.00	0.00	0.00	3,144,056.86	3,144,056.86	0.00	0.00	0.00	3,144,056.86	0.00	16,326,593.50	0.00	0.00
General management and supervision	100000100001000	19,470,650.36	0.00	19,470,650.36	19,470,650.36	0.00	0.00	0.00	19,470,650.36	3,144,056.86	0.00	0.00	0.00	3,144,056.86	3,144,056.86	0.00	0.00	0.00	3,144,056.86	0.00	16,326,593.50	0.00	0.00
MOOE		18,793,437.43	0.00	18,793,437.43	18,793,437.43	0.00	0.00	0.00	18,793,437.43	3,144,056.86	0.00	0.00	0.00	3,144,056.86	3,144,056.86	0.00	0.00	0.00	3,144,056.86	0.00	15,649,380.57	0.00	0.00
CO		677,212.93	0.00	677,212.93	677,212.93	0.00	0.00	0.00	677,212.93	0.00	0.00	0.00	0.00	0.00	0.00	0.00	0.00	0.00	0.00	0.00	677,212.93	0.00	0.00
Sub-Total, General Administration and Support		19,470,650.36	0.00	19,470,650.36	19,470,650.36	0.00	0.00	0.00	19,470,650.36	3,144,056.86	0.00	0.00	0.00	3,144,056.86	3,144,056.86	0.00	0.00	0.00	3,144,056.86	0.00	16,326,593.50	0.00	0.00
PS		0.00	0.00	0.00	0.00	0.00	0.00	0.00	0.00	0.00	0.00	0.00	0.00	0.00	0.00	0.00	0.00	0.00	0.00	0.00	0.00	0.00	0.00
MOOE		18,793,437.43	0.00	18,793,437.43	18,793,437.43	0.00	0.00	0.00	18,793,437.43	3,144,056.86	0.00	0.00	0.00	3,144,056.86	3,144,056.86	0.00	0.00	0.00	3,144,056.86	0.00	15,649,380.57	0.00	0.00
FinEx (if Applicable)		0.00	0.00	0.00	0.00	0.00	0.00	0.00	0.00	0.00	0.00	0.00	0.00	0.00	0.00	0.00	0.00	0.00	0.00	0.00	0.00	0.00	0.00
CO		677,212.93	0.00	677,212.93	677,212.93	0.00	0.00	0.00	677,212.93	0.00	0.00	0.00	0.00	0.00	0.00	0.00	0.00	0.00	0.00	0.00	677,212.93	0.00	0.00
III. Unobligated Allotment Balances pursuant to RA Nos. 11519 and 11520		0.00	0.00	0.00	0.00	0.00	0.00	0.00	0.00	0.00	0.00	0.00	0.00	0.00	0.00	0.00	0.00	0.00	0.00	0.00	0.00	0.00	0.00
CO		0.00	0.00	0.00	0.00	0.00	0.00	0.00	0.00	0.00	0.00	0.00	0.00	0.00	0.00	0.00	0.00	0.00	0.00	0.00	0.00	0.00	0.00
GRAND TOTAL		19,470,650.36	0.00	19,470,650.36	19,470,650.36	0.00	0.00	0.00	19,470,650.36	3,144,056.86	0.00	0.00	0.00	3,144,056.86	3,144,056.86	0.00	0.00	0.00	3,144,056.86	0.00	16,326,593.50	0.00	0.00
PS		0.00	0.00	0.00	0.00	0.00	0.00	0.00	0.00	0.00	0.00	0.00	0.00	0.00	0.00	0.00	0.00	0.00	0.00	0.00	0.00	0.00	0.00
MOOE		18,793,437.43	0.00	18,793,437.43	18,793,437.43	0.00	0.00	0.00	18,793,437.43	3,144,056.86	0.00	0.00	0.00	3,144,056.86	3,144,056.86	0.00	0.00	0.00	3,144,056.86	0.00	15,649,380.57	0.00	0.00
FinEx (if Applicable)		0.00	0.00	0.00	0.00	0.00	0.00	0.00	0.00	0.00	0.00	0.00	0.00	0.00	0.00	0.00	0.00	0.00	0.00	0.00	0.00	0.00	0.00
CO		677,212.93	0.00	677,212.93	677,212.93	0.00	0.00	0.00	677,212.93	0.00	0.00	0.00	0.00	0.00	0.00	0.00	0.00	0.00	0.00	0.00	677,212.93	0.00	0.00

  
 Roselyn A. Adami  
 Budget Officer  
 Date:

  
 Catalina R. Caraan  
 Finance Head  
 Date:

  
 Maria Theresa L. Laranang  
 Director IV-Administrative Service  
 Date:

  
 Eleazar E. Ricote  
 Deputy Executive Director  
 Date:

SUMMARY OF APPROPRIATIONS, ALLOTMENTS, OBLIGATIONS, DISBURSEMENTS AND BALANCES BY OBJECT OF EXPENDITURES

As at the Quarter Ending March 31, 2021

Department : National Economic and Development Authority (NEDA)  
 Agency : Public-Private Partnership Center of the Philippines  
 Operating Unit : < not applicable >  
 Organization Code (UACS) : 24 005 0000000  
 Fund Cluster : 01 Regular Agency Fund  
 (e.g. UACS Fund Cluster: 01-Regular Agency Fund, 02-Foreign Assisted Projects Fund, 03-Special Account-Locally Funded/Domestic Grants Fund, and 04-Special Account-Foreign Assisted/Foreign Grants Fund)

X	Current Year Appropriations
	Supplemental Appropriations
	Continuing Appropriations

Particulars	UACS CODE	Appropriations			Allotments					Obligations					Disbursements					Balances			
		Authorized Appropriations	Adjustments (Transfer To/From, Modifications/Augmentations)	Adjusted Appropriations	Allotments Received	Adjustments (Reductions, Modifications/Augmentations)	Transfer To	Transfer From	Adjusted Allotments	1st Quarter Ending March 31	2nd Quarter Ending June 30	3rd Quarter Ending Sept. 30	4th Quarter Ending Dec. 31	TOTAL	1st Quarter Ending March 31	2nd Quarter Ending June 30	3rd Quarter Ending Sept. 30	4th Quarter Ending Dec. 31	TOTAL	Unreleased Appropriations	Unobligated Allotments	Unpaid Obligations (15-20)=(23+24)	
																						Due and Demandable	Not Yet Due and Demandable
1	2	3	4	5=(3+4)	6	7	8	9	10=[(6+(-)7)-8+9]	11	12	13	14	15=(11+12+13+14)	16	17	18	19	20=(16+17+18+19)	21=(5-10)	22=(10-15)	23	24
SUMMARY		202,421,000.00	0.00	202,421,000.00	202,421,000.00	0.00	0.00	0.00	202,421,000.00	56,941,370.32	0.00	0.00	0.00	56,941,370.32	42,376,958.11	0.00	0.00	0.00	42,376,958.11	0.00	145,479,629.68	8,697,521.66	5,866,890.55
A. AGENCY SPECIFIC BUDGET		192,798,000.00	0.00	192,798,000.00	192,798,000.00	0.00	0.00	0.00	192,798,000.00	54,347,527.50	0.00	0.00	0.00	54,347,527.50	40,643,892.45	0.00	0.00	0.00	40,643,892.45	0.00	138,450,472.50	7,836,744.50	5,866,890.55
Personnel Services		103,662,000.00	0.00	103,662,000.00	103,662,000.00	0.00	0.00	0.00	103,662,000.00	34,110,640.49	0.00	0.00	0.00	34,110,640.49	26,310,033.49	0.00	0.00	0.00	26,310,033.49	0.00	69,551,359.51	7,800,607.00	0.00
Salaries and Wages	5010100000	80,192,000.00	(1,748,867.96)	78,443,132.04	80,192,000.00	(1,748,867.96)	0.00	0.00	78,443,132.04	28,801,082.33	0.00	0.00	0.00	28,801,082.33	21,660,075.33	0.00	0.00	0.00	21,660,075.33	0.00	49,642,049.71	7,141,007.00	0.00
Salaries and Wages - Regular	5010101000	80,192,000.00	(1,748,867.96)	78,443,132.04	80,192,000.00	(1,748,867.96)	0.00	0.00	78,443,132.04	28,801,082.33	0.00	0.00	0.00	28,801,082.33	21,660,075.33	0.00	0.00	0.00	21,660,075.33	0.00	49,642,049.71	7,141,007.00	0.00
Basic Salary - Civilian	5010101001	80,192,000.00	(1,748,867.96)	78,443,132.04	80,192,000.00	(1,748,867.96)	0.00	0.00	78,443,132.04	28,801,082.33	0.00	0.00	0.00	28,801,082.33	21,660,075.33	0.00	0.00	0.00	21,660,075.33	0.00	49,642,049.71	7,141,007.00	0.00
Other Compensation	5010200000	22,334,000.00	0.00	22,334,000.00	22,334,000.00	0.00	0.00	0.00	22,334,000.00	3,233,204.54	0.00	0.00	0.00	3,233,204.54	2,585,204.54	0.00	0.00	0.00	2,585,204.54	0.00	19,100,795.46	648,000.00	0.00
Personal Economic Relief Allowance (PERA)	5010201000	2,664,000.00	0.00	2,664,000.00	2,664,000.00	0.00	0.00	0.00	2,664,000.00	932,454.54	0.00	0.00	0.00	932,454.54	702,454.54	0.00	0.00	0.00	702,454.54	0.00	1,731,545.46	230,000.00	0.00
PERA - Civilian	5010201001	2,664,000.00	0.00	2,664,000.00	2,664,000.00	0.00	0.00	0.00	2,664,000.00	932,454.54	0.00	0.00	0.00	932,454.54	702,454.54	0.00	0.00	0.00	702,454.54	0.00	1,731,545.46	230,000.00	0.00
Representation Allowance (RA)	5010202000	2,094,000.00	0.00	2,094,000.00	2,094,000.00	0.00	0.00	0.00	2,094,000.00	836,000.00	0.00	0.00	0.00	836,000.00	627,000.00	0.00	0.00	0.00	627,000.00	0.00	1,258,000.00	209,000.00	0.00
Transportation Allowance (TA)	5010203000	1,632,000.00	0.00	1,632,000.00	1,632,000.00	0.00	0.00	0.00	1,632,000.00	834,750.00	0.00	0.00	0.00	834,750.00	625,750.00	0.00	0.00	0.00	625,750.00	0.00	797,250.00	209,000.00	0.00
Transportation Allowance (TA)	5010203001	1,632,000.00	0.00	1,632,000.00	1,632,000.00	0.00	0.00	0.00	1,632,000.00	834,750.00	0.00	0.00	0.00	834,750.00	625,750.00	0.00	0.00	0.00	625,750.00	0.00	797,250.00	209,000.00	0.00
Clothing/Uniform Allowance	5010204000	666,000.00	0.00	666,000.00	666,000.00	0.00	0.00	0.00	666,000.00	630,000.00	0.00	0.00	0.00	630,000.00	630,000.00	0.00	0.00	0.00	630,000.00	0.00	36,000.00	0.00	0.00
Clothing/Uniform Allowance - Civilian	5010204001	666,000.00	0.00	666,000.00	666,000.00	0.00	0.00	0.00	666,000.00	630,000.00	0.00	0.00	0.00	630,000.00	630,000.00	0.00	0.00	0.00	630,000.00	0.00	36,000.00	0.00	0.00
Honoraria	5010210000	800,000.00	0.00	800,000.00	800,000.00	0.00	0.00	0.00	800,000.00	0.00	0.00	0.00	0.00	0.00	0.00	0.00	0.00	0.00	0.00	0.00	800,000.00	0.00	0.00
Honoraria - Civilian	5010210001	800,000.00	0.00	800,000.00	800,000.00	0.00	0.00	0.00	800,000.00	0.00	0.00	0.00	0.00	0.00	0.00	0.00	0.00	0.00	0.00	0.00	800,000.00	0.00	0.00
Year End Bonus	5010214000	6,684,000.00	0.00	6,684,000.00	6,684,000.00	0.00	0.00	0.00	6,684,000.00	0.00	0.00	0.00	0.00	0.00	0.00	0.00	0.00	0.00	0.00	0.00	6,684,000.00	0.00	0.00
Bonus - Civilian	5010214001	6,684,000.00	0.00	6,684,000.00	6,684,000.00	0.00	0.00	0.00	6,684,000.00	0.00	0.00	0.00	0.00	0.00	0.00	0.00	0.00	0.00	0.00	0.00	6,684,000.00	0.00	0.00
Cash Gift	5010215000	555,000.00	0.00	555,000.00	555,000.00	0.00	0.00	0.00	555,000.00	0.00	0.00	0.00	0.00	0.00	0.00	0.00	0.00	0.00	0.00	0.00	555,000.00	0.00	0.00
Cash Gift - Civilian	5010215001	555,000.00	0.00	555,000.00	555,000.00	0.00	0.00	0.00	555,000.00	0.00	0.00	0.00	0.00	0.00	0.00	0.00	0.00	0.00	0.00	0.00	555,000.00	0.00	0.00
Mid-Year Bonus - Civilian	5010216000	6,684,000.00	0.00	6,684,000.00	6,684,000.00	0.00	0.00	0.00	6,684,000.00	0.00	0.00	0.00	0.00	0.00	0.00	0.00	0.00	0.00	0.00	0.00	6,684,000.00	0.00	0.00
Mid-Year Bonus - Civilian	5010216001	6,684,000.00	0.00	6,684,000.00	6,684,000.00	0.00	0.00	0.00	6,684,000.00	0.00	0.00	0.00	0.00	0.00	0.00	0.00	0.00	0.00	0.00	0.00	6,684,000.00	0.00	0.00
Other Bonuses and Allowances	5010299000	555,000.00	0.00	555,000.00	555,000.00	0.00	0.00	0.00	555,000.00	0.00	0.00	0.00	0.00	0.00	0.00	0.00	0.00	0.00	0.00	0.00	555,000.00	0.00	0.00
Productivity Enhancement Incentive - Civilian	5010299012	555,000.00	0.00	555,000.00	555,000.00	0.00	0.00	0.00	555,000.00	0.00	0.00	0.00	0.00	0.00	0.00	0.00	0.00	0.00	0.00	0.00	555,000.00	0.00	0.00
Personnel Benefit Contributions	5010300000	935,000.00	0.00	935,000.00	935,000.00	0.00	0.00	0.00	935,000.00	312,485.66	0.00	0.00	0.00	312,485.66	300,885.66	0.00	0.00	0.00	300,885.66	0.00	622,514.34	11,600.00	0.00
Pag-IBIG Contributions	5010302000	134,000.00	0.00	134,000.00	134,000.00	0.00	0.00	0.00	134,000.00	35,100.00	0.00	0.00	0.00	35,100.00	35,100.00	0.00	0.00	0.00	35,100.00	0.00	98,900.00	0.00	0.00
Pag-IBIG - Civilian	5010302001	134,000.00	0.00	134,000.00	134,000.00	0.00	0.00	0.00	134,000.00	35,100.00	0.00	0.00	0.00	35,100.00	35,100.00	0.00	0.00	0.00	35,100.00	0.00	98,900.00	0.00	0.00
PhilHealth Contributions	5010303000	667,000.00	0.00	667,000.00	667,000.00	0.00	0.00	0.00	667,000.00	242,285.66	0.00	0.00	0.00	242,285.66	242,285.66	0.00	0.00	0.00	242,285.66	0.00	424,714.34	0.00	0.00
PhilHealth - Civilian	5010303001	667,000.00	0.00	667,000.00	667,000.00	0.00	0.00	0.00	667,000.00	242,285.66	0.00	0.00	0.00	242,285.66	242,285.66	0.00	0.00	0.00	242,285.66	0.00	424,714.34	0.00	0.00
Employees Compensation Insurance Premiums (ECIP)	5010304000	134,000.00	0.00	134,000.00	134,000.00	0.00	0.00	0.00	134,000.00	35,100.00	0.00	0.00	0.00	35,100.00	23,500.00	0.00	0.00	0.00	23,500.00	0.00	98,900.00	11,600.00	0.00
ECIP - Civilian	5010304001	134,000.00	0.00	134,000.00	134,000.00	0.00	0.00	0.00	134,000.00	35,100.00	0.00	0.00	0.00	35,100.00	23,500.00	0.00	0.00	0.00	23,500.00	0.00	98,900.00	11,600.00	0.00
Other Personnel Benefits	5010400000	201,000.00	1,748,867.96	1,949,867.96	201,000.00	1,748,867.96	0.00	0.00	1,949,867.96	1,763,867.96	0.00	0.00	0.00	1,763,867.96	1,763,867.96	0.00	0.00	0.00	1,763,867.96	0.00	186,000.00	0.00	0.00
Terminal Leave Benefits	5010403000	0.00	359,220.76	359,220.76	0.00	359,220.76	0.00	0.00	359,220.76	359,220.76	0.00	0.00	0.00	359,220.76	359,220.76	0.00	0.00	0.00	359,220.76	0.00	0.00	0.00	0.00
Terminal Leave Benefits - Civilian	5010403001	0.00	359,220.76	359,220.76	0.00	359,220.76	0.00	0.00	359,220.76	359,220.76	0.00	0.00	0.00	359,220.76	359,220.76	0.00	0.00	0.00	359,220.76	0.00	0.00	0.00	0.00
Other Personnel Benefits	5010499000	201,000.00	1,389,647.20	1,590,647.20	201,000.00	1,389,647.20	0.00	0.00	1,590,647.20	1,404,647.20	0.00	0.00	0.00	1,404,647.20	1,404,647.20	0.00	0.00	0.00	1,404,647.20	0.00	186,000.00	0.00	0.00
Lump-sum for Step Increments - Length of Service	5010499010	201,000.00	0.00	201,000.00	201,000.00	0.00	0.00	0.00	201,000.00	15,000.00	0.00	0.00	0.00	15,000.00	15,000.00	0.00							

Department : National Economic and Development Authority (NEDA)

Agency : Public-Private Partnership Center of the Philippines

Operating Unit : < not applicable >

Organization Code (UACS) : 24 005 0000000

Fund Cluster : 01 Regular Agency Fund

(e.g. UACS Fund Cluster: 01-Regular Agency Fund, 02-Foreign Assisted Projects Fund, 03-Special Account-Locally Funded/Domestic Grants Fund, and 04-Special Account-Foreign Assisted/Foreign Grants Fund)


X	Current Year Appropriations
	Supplemental Appropriations
	Continuing Appropriations

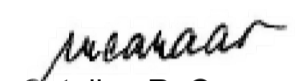
Particulars	UACS CODE	Appropriations			Allotments					Obligations					Disbursements					Balances			
		Authorized Appropriations	Adjustments (Transfer To/From, Modifications/ Augmentations)	Adjusted Appropriations	Allotments Received	Adjustments (Reductions, Modifications/ Augmentations)	Transfer To	Transfer From	Adjusted Allotments	1st Quarter Ending March 31	2nd Quarter Ending June 30	3rd Quarter Ending Sept. 30	4th Quarter Ending Dec. 31	TOTAL	1st Quarter Ending March 31	2nd Quarter Ending June 30	3rd Quarter Ending Sept. 30	4th Quarter Ending Dec. 31	TOTAL	Unreleased Appropriations	Unobligated Allotments	Unpaid Obligations (15-20)=(23+24)	
																						Due and Demandable	Not Yet Due and Demandable
1	2	3	4	5=(3+4)	6	7	8	9	10=[(6+(-)7)-8+9]	11	12	13	14	15=(11+12+13+14)	16	17	18	19	20=(16+17+18+19)	21=(5-10)	22=(10-15)	23	24
Office Supplies Expenses	5020301000	2,661,000.00	0.00	2,661,000.00	2,661,000.00	0.00	0.00	0.00	2,661,000.00	158,992.25	0.00	0.00	0.00	158,992.25	158,992.25	0.00	0.00	0.00	158,992.25	0.00	2,502,007.75	0.00	0.00
ICT Office Supplies	5020301001	919,000.00	0.00	919,000.00	919,000.00	0.00	0.00	0.00	919,000.00	0.00	0.00	0.00	0.00	0.00	0.00	0.00	0.00	0.00	0.00	0.00	919,000.00	0.00	0.00
Office Supplies Expenses	5020301002	1,742,000.00	0.00	1,742,000.00	1,742,000.00	0.00	0.00	0.00	1,742,000.00	158,992.25	0.00	0.00	0.00	158,992.25	158,992.25	0.00	0.00	0.00	158,992.25	0.00	1,583,007.75	0.00	0.00
Fuel, Oil and Lubricants Expenses	5020309000	1,300,000.00	0.00	1,300,000.00	1,300,000.00	0.00	0.00	0.00	1,300,000.00	202,154.21	0.00	0.00	0.00	202,154.21	202,154.21	0.00	0.00	0.00	202,154.21	0.00	1,097,845.79	0.00	0.00
Utility Expenses	5020400000	2,990,000.00	0.00	2,990,000.00	2,990,000.00	0.00	0.00	0.00	2,990,000.00	364,354.43	0.00	0.00	0.00	364,354.43	364,354.43	0.00	0.00	0.00	364,354.43	0.00	2,625,645.57	0.00	0.00
Water Expenses	5020401000	366,000.00	0.00	366,000.00	366,000.00	0.00	0.00	0.00	366,000.00	2,600.00	0.00	0.00	0.00	2,600.00	2,600.00	0.00	0.00	0.00	2,600.00	0.00	363,400.00	0.00	0.00
Electricity Expenses	5020402000	2,624,000.00	0.00	2,624,000.00	2,624,000.00	0.00	0.00	0.00	2,624,000.00	361,754.43	0.00	0.00	0.00	361,754.43	361,754.43	0.00	0.00	0.00	361,754.43	0.00	2,262,245.57	0.00	0.00
Communication Expenses	5020500000	6,787,000.00	0.00	6,787,000.00	6,787,000.00	0.00	0.00	0.00	6,787,000.00	1,374,559.50	0.00	0.00	0.00	1,374,559.50	934,559.50	0.00	0.00	0.00	934,559.50	0.00	5,412,440.50	0.00	440,000.00
Postage and Courier Services	5020501000	150,000.00	0.00	150,000.00	150,000.00	0.00	0.00	0.00	150,000.00	3,467.00	0.00	0.00	0.00	3,467.00	3,467.00	0.00	0.00	0.00	3,467.00	0.00	146,533.00	0.00	0.00
Telephone Expenses	5020502000	3,695,000.00	0.00	3,695,000.00	3,695,000.00	0.00	0.00	0.00	3,695,000.00	891,092.50	0.00	0.00	0.00	891,092.50	891,092.50	0.00	0.00	0.00	891,092.50	0.00	2,803,907.50	0.00	0.00
Mobile	5020502001	3,215,000.00	0.00	3,215,000.00	3,215,000.00	0.00	0.00	0.00	3,215,000.00	795,426.00	0.00	0.00	0.00	795,426.00	795,426.00	0.00	0.00	0.00	795,426.00	0.00	2,419,574.00	0.00	0.00
Landline	5020502002	480,000.00	0.00	480,000.00	480,000.00	0.00	0.00	0.00	480,000.00	95,666.50	0.00	0.00	0.00	95,666.50	95,666.50	0.00	0.00	0.00	95,666.50	0.00	384,333.50	0.00	0.00
Internet Subscription Expenses	5020503000	2,942,000.00	0.00	2,942,000.00	2,942,000.00	0.00	0.00	0.00	2,942,000.00	480,000.00	0.00	0.00	0.00	480,000.00	40,000.00	0.00	0.00	0.00	40,000.00	0.00	2,462,000.00	0.00	440,000.00
Confidential, Intelligence and Extraordinary Expenses	5021000000	1,195,000.00	0.00	1,195,000.00	1,195,000.00	0.00	0.00	0.00	1,195,000.00	231,200.00	0.00	0.00	0.00	231,200.00	231,200.00	0.00	0.00	0.00	231,200.00	0.00	963,800.00	0.00	0.00
Extraordinary and Miscellaneous Expenses	5021003000	1,195,000.00	0.00	1,195,000.00	1,195,000.00	0.00	0.00	0.00	1,195,000.00	231,200.00	0.00	0.00	0.00	231,200.00	231,200.00	0.00	0.00	0.00	231,200.00	0.00	963,800.00	0.00	0.00
Professional Services	5021100000	603,000.00	0.00	603,000.00	603,000.00	0.00	0.00	0.00	603,000.00	2,030.00	0.00	0.00	0.00	2,030.00	2,030.00	0.00	0.00	0.00	2,030.00	0.00	600,970.00	0.00	0.00
Legal Services	5021101000	3,000.00	0.00	3,000.00	3,000.00	0.00	0.00	0.00	3,000.00	2,030.00	0.00	0.00	0.00	2,030.00	2,030.00	0.00	0.00	0.00	2,030.00	0.00	970.00	0.00	0.00
Consultancy Services	5021103000	334,000.00	0.00	334,000.00	334,000.00	0.00	0.00	0.00	334,000.00	0.00	0.00	0.00	0.00	0.00	0.00	0.00	0.00	0.00	0.00	0.00	334,000.00	0.00	0.00
Consultancy Services	5021103002	334,000.00	0.00	334,000.00	334,000.00	0.00	0.00	0.00	334,000.00	0.00	0.00	0.00	0.00	0.00	0.00	0.00	0.00	0.00	0.00	0.00	334,000.00	0.00	0.00
Other Professional Services	5021199000	266,000.00	0.00	266,000.00	266,000.00	0.00	0.00	0.00	266,000.00	0.00	0.00	0.00	0.00	0.00	0.00	0.00	0.00	0.00	0.00	0.00	266,000.00	0.00	0.00
General Services	5021200000	7,386,000.00	0.00	7,386,000.00	7,386,000.00	0.00	0.00	0.00	7,386,000.00	6,275,542.35	0.00	0.00	0.00	6,275,542.35	848,651.80	0.00	0.00	0.00	848,651.80	0.00	1,110,457.65	0.00	5,426,890.55
Janitorial Services	5021202000	1,566,000.00	0.00	1,566,000.00	1,566,000.00	0.00	0.00	0.00	1,566,000.00	1,566,000.00	0.00	0.00	0.00	1,566,000.00	669,193.01	0.00	0.00	0.00	669,193.01	0.00	0.00	896,806.99	0.00
Security Services	5021203000	1,569,000.00	0.00	1,569,000.00	1,569,000.00	0.00	0.00	0.00	1,569,000.00	1,213,810.08	0.00	0.00	0.00	1,213,810.08	150,743.64	0.00	0.00	0.00	150,743.64	0.00	355,189.92	0.00	1,063,066.44
Other General Services	5021299000	4,251,000.00	0.00	4,251,000.00	4,251,000.00	0.00	0.00	0.00	4,251,000.00	3,495,732.27	0.00	0.00	0.00	3,495,732.27	28,715.15	0.00	0.00	0.00	28,715.15	0.00	755,267.73	0.00	3,467,017.12
Other General Services	5021299099	4,251,000.00	0.00	4,251,000.00	4,251,000.00	0.00	0.00	0.00	4,251,000.00	3,495,732.27	0.00	0.00	0.00	3,495,732.27	28,715.15	0.00	0.00	0.00	28,715.15	0.00	755,267.73	0.00	3,467,017.12
Repairs and Maintenance	5021300000	4,540,000.00	0.00	4,540,000.00	4,540,000.00	0.00	0.00	0.00	4,540,000.00	130,135.00	0.00	0.00	0.00	130,135.00	93,997.50	0.00	0.00	0.00	93,997.50	0.00	4,409,865.00	36,137.50	0.00
Repairs and Maintenance - Buildings and Other Structures	5021304000	765,000.00	0.00	765,000.00	765,000.00	0.00	0.00	0.00	765,000.00	0.00	0.00	0.00	0.00	0.00	0.00	0.00	0.00	0.00	0.00	0.00	765,000.00	0.00	0.00
Buildings	5021304001	765,000.00	0.00	765,000.00	765,000.00	0.00	0.00	0.00	765,000.00	0.00	0.00	0.00	0.00	0.00	0.00	0.00	0.00	0.00	0.00	0.00	765,000.00	0.00	0.00
Repairs and Maintenance - Machinery and Equipment	5021305000	2,700,000.00	0.00	2,700,000.00	2,700,000.00	0.00	0.00	0.00	2,700,000.00	81,775.00	0.00	0.00	0.00	81,775.00	45,637.50	0.00	0.00	0.00	45,637.50	0.00	2,618,225.00	36,137.50	0.00
Office Equipment	5021305002	360,000.00	0.00	360,000.00	360,000.00	0.00	0.00	0.00	360,000.00	81,775.00	0.00	0.00	0.00	81,775.00	45,637.50	0.00	0.00	0.00	45,637.50	0.00	278,225.00	36,137.50	0.00
Information and Communication Technology Equipment	5021305003	2,340,000.00	0.00	2,340,000.00	2,340,000.00	0.00	0.00	0.00	2,340,000.00	0.00	0.00	0.00	0.00	0.00	0.00	0.00	0.00	0.00	0.00	0.00	2,340,000.00	0.00	0.00
Repairs and Maintenance - Transportation Equipment	5021306000	1,075,000.00	0.00	1,075,000.00	1,075,000.00	0.00	0.00	0.00	1,075,000.00	48,360.00	0.00	0.00	0.00	48,360.00	48,360.00	0.00	0.00	0.00	48,360.00	0.00	1,026,640.00	0.00	0.00
Motor Vehicles	5021306001	1,075,000.00	0.00	1,075,000.00	1,075,000.00	0.00	0.00	0.00	1,075,000.00	48,360.00	0.00	0.00	0.00	48,360.00	48,360.00	0.00	0.00	0.00	48,360.00	0.00	1,026,640.00	0.00	0.00
Taxes, Insurance Premiums and Other Fees	5021500000	818,000.00	0.00	818,000.00	818,000.00	0.00	0.00	0.00	818,000.00	539,169.21	0.00	0.00	0.00	539,169.21	539,169.21	0.00	0.00	0.00	539,169.21	0.00	278,830.79	0.00	0.00
Taxes, Duties and Licenses	5021501000	159,000.00	0.00	159,000.00	159,000.00	0.00	0.00	0.00	159,000.00	0.00	0.00	0.00	0.00	0.00	0.00	0.00	0.00	0.00	0.00	0.00	159,000.00	0.00	0.00
Taxes, Duties and Licenses	5021501001	159,000.00	0.00	159,000.00	159,000.00	0.00	0.00	0.00	159,000.00	0.00	0.00	0.00	0.00	0.00	0.00	0.00	0.00	0.00	0.00	0.00	159,000.00	0.00	0.00
Fidelity Bond Premiums	5021502000	200,000.00	0.00	200,000.00	200,000.00	0.00	0.00	0.00	200,000.00	100,875.00	0.00	0.00	0.0										


Department : National Economic and Development Authority (NEDA)  
 Agency : Public-Private Partnership Center of the Philippines  
 Operating Unit : < not applicable >  
 Organization Code (UACS) : 24 005 0000000  
 Fund Cluster : 01 Regular Agency Fund  
 (e.g. UACS Fund Cluster: 01-Regular Agency Fund, 02-Foreign Assisted Projects Fund, 03-Special Account-Locally Funded/Domestic Grants Fund, and 04-Special Account-Foreign Assisted/Foreign Grants Fund)


X	Current Year Appropriations
	Supplemental Appropriations
	Continuing Appropriations

Particulars	UACS CODE	Appropriations			Allotments					Obligations					Disbursements					Balances			
		Authorized Appropriations	Adjustments (Transfer To/From, Modifications/Augmentations)	Adjusted Appropriations	Allotments Received	Adjustments (Reductions, Modifications/Augmentations)	Transfer To	Transfer From	Adjusted Allotments	1st Quarter Ending March 31	2nd Quarter Ending June 30	3rd Quarter Ending Sept. 30	4th Quarter Ending Dec. 31	TOTAL	1st Quarter Ending March 31	2nd Quarter Ending June 30	3rd Quarter Ending Sept. 30	4th Quarter Ending Dec. 31	TOTAL	Unreleased Appropriations	Unobligated Allotments	Unpaid Obligations (15-20)=(23+24)	
																						Due and Demandable	Not Yet Due and Demandable
1	2	3	4	5=(3+4)	6	7	8	9	10=[(6+(-)7)-8+9]	11	12	13	14	15=(11+12+13+14)	16	17	18	19	20=(16+17+18+19)	21=(5-10)	22=(10-15)	23	24
Capital Outlays		8,200,000.00	0.00	8,200,000.00	8,200,000.00	0.00	0.00	0.00	8,200,000.00	0.00	0.00	0.00	0.00	0.00	0.00	0.00	0.00	0.00	0.00	0.00	8,200,000.00	0.00	0.00
Property, Plant and Equipment Outlay	5060400000	8,200,000.00	0.00	8,200,000.00	8,200,000.00	0.00	0.00	0.00	8,200,000.00	0.00	0.00	0.00	0.00	0.00	0.00	0.00	0.00	0.00	0.00	0.00	8,200,000.00	0.00	0.00
Machinery and Equipment Outlay	5060405000	8,200,000.00	0.00	8,200,000.00	8,200,000.00	0.00	0.00	0.00	8,200,000.00	0.00	0.00	0.00	0.00	0.00	0.00	0.00	0.00	0.00	0.00	0.00	8,200,000.00	0.00	0.00
Information and Communication Technology Equipment	5060405003	6,429,000.00	0.00	6,429,000.00	6,429,000.00	0.00	0.00	0.00	6,429,000.00	0.00	0.00	0.00	0.00	0.00	0.00	0.00	0.00	0.00	0.00	0.00	6,429,000.00	0.00	0.00
Printing Equipment	5060405012	50,000.00	0.00	50,000.00	50,000.00	0.00	0.00	0.00	50,000.00	0.00	0.00	0.00	0.00	0.00	0.00	0.00	0.00	0.00	0.00	0.00	50,000.00	0.00	0.00
ICT Software	5060405015	1,721,000.00	0.00	1,721,000.00	1,721,000.00	0.00	0.00	0.00	1,721,000.00	0.00	0.00	0.00	0.00	0.00	0.00	0.00	0.00	0.00	0.00	0.00	1,721,000.00	0.00	0.00
<b>B. AUTOMATIC APPROPRIATIONS</b>		<b>9,623,000.00</b>	<b>0.00</b>	<b>9,623,000.00</b>	<b>9,623,000.00</b>	<b>0.00</b>	<b>0.00</b>	<b>0.00</b>	<b>9,623,000.00</b>	<b>2,593,842.82</b>	<b>0.00</b>	<b>0.00</b>	<b>0.00</b>	<b>2,593,842.82</b>	<b>1,733,065.66</b>	<b>0.00</b>	<b>0.00</b>	<b>0.00</b>	<b>1,733,065.66</b>	<b>0.00</b>	<b>7,029,157.18</b>	<b>860,777.16</b>	<b>0.00</b>
Retirement and Life Insurance Premiums		9,623,000.00	0.00	9,623,000.00	9,623,000.00	0.00	0.00	0.00	9,623,000.00	2,593,842.82	0.00	0.00	0.00	2,593,842.82	1,733,065.66	0.00	0.00	0.00	1,733,065.66	0.00	7,029,157.18	860,777.16	0.00
<b>GRAND TOTAL</b>		<b>202,421,000.00</b>	<b>0.00</b>	<b>202,421,000.00</b>	<b>202,421,000.00</b>	<b>0.00</b>	<b>0.00</b>	<b>0.00</b>	<b>202,421,000.00</b>	<b>56,941,370.32</b>	<b>0.00</b>	<b>0.00</b>	<b>0.00</b>	<b>56,941,370.32</b>	<b>42,376,958.11</b>	<b>0.00</b>	<b>0.00</b>	<b>0.00</b>	<b>42,376,958.11</b>	<b>0.00</b>	<b>145,479,629.68</b>	<b>8,697,521.66</b>	<b>5,866,890.55</b>

  
 Roselyn A. Adami  
 Budget Officer  
 Date:

  
 Catalina R. Caraan  
 Finance Head  
 Date:

  
 Maria Theresa L. Laranang  
 Director IV-Administrative Service  
 Date:

  
 Eleazar E. Ricote  
 Deputy Executive Director  
 Date:

SUMMARY OF APPROPRIATIONS, ALLOTMENTS, OBLIGATIONS, DISBURSEMENTS AND BALANCES BY OBJECT OF EXPENDITURES

As at the Quarter Ending March 31, 2021

Department: National Economic and Development Authority (NEDA)  
 Agency/Entity: Public-Private Partnership Center of the Philippines  
 Operating Unit: < not applicable >  
 Organization Code (UACS) : 24 005 0000000  
 Fund Cluster: 01 Regular Agency Fund  
 (e.g. UACS Fund Cluster: 01-Regular Agency Fund, 02-Foreign Assisted Projects Fund, 03-Special Account-Locally Funded/Domestic Grants Fund, and 04-Special Account-Foreign Assisted/Foreign Grants Fund)

	Current Year Appropriations
	Supplemental Appropriations
X	Continuing Appropriations


Particulars	UACS CODE	Appropriations			Allotments					Obligations					Disbursements					Balances			
		Authorized Appropriations	Adjustments (Transfer To/From, Modifications/Augmentations)	Adjusted Appropriations	Allotments Received	Adjustments (Reductions, Modifications/Augmentations)	Transfer To	Transfer From	Adjusted Allotments	1st Quarter Ending March 31	2nd Quarter Ending June 30	3rd Quarter Ending Sept. 30	4th Quarter Ending Dec. 31	TOTAL	1st Quarter Ending March 31	2nd Quarter Ending June 30	3rd Quarter Ending Sept. 30	4th Quarter Ending Dec. 31	TOTAL	Unreleased Appropriations	Unobligated Allotments	Unpaid Obligations (15-20)=(23+24)	
																						Due and Demandable	Not Yet Due and Demandable
1	2	3	4	5=(3+4)	6	7	8	9	10=[(6+(-)7)-8+9]	11	12	13	14	15=(11+12+13+14)	16	17	18	19	20=(16+17+18+19)	21=(5-10)	22=(10-15)	23	24
SUMMARY		19,470,650.36	0.00	19,470,650.36	19,470,650.36	0.00	0.00	0.00	19,470,650.36	3,144,056.86	0.00	0.00	0.00	3,144,056.86	3,144,056.86	0.00	0.00	0.00	3,144,056.86	0.00	16,326,593.50	0.00	0.00
I. CONTINUING APPROPRIATIONS		19,470,650.36	0.00	19,470,650.36	19,470,650.36	0.00	0.00	0.00	19,470,650.36	3,144,056.86	0.00	0.00	0.00	3,144,056.86	3,144,056.86	0.00	0.00	0.00	3,144,056.86	0.00	16,326,593.50	0.00	0.00
I. Agency Specific Budget		19,470,650.36	0.00	19,470,650.36	19,470,650.36	0.00	0.00	0.00	19,470,650.36	3,144,056.86	0.00	0.00	0.00	3,144,056.86	3,144,056.86	0.00	0.00	0.00	3,144,056.86	0.00	16,326,593.50	0.00	0.00
Maintenance and Other Operating Expenses		18,793,437.43	0.00	18,793,437.43	18,793,437.43	0.00	0.00	0.00	18,793,437.43	3,144,056.86	0.00	0.00	0.00	3,144,056.86	3,144,056.86	0.00	0.00	0.00	3,144,056.86	0.00	15,649,380.57	0.00	0.00
Traveling Expenses	5020100000	2,685,406.79	0.00	2,685,406.79	2,685,406.79	0.00	0.00	0.00	2,685,406.79	3,500.00	0.00	0.00	0.00	3,500.00	3,500.00	0.00	0.00	0.00	3,500.00	0.00	2,681,906.79	0.00	0.00
Traveling Expenses - Local	5020101000	1,924,320.79	0.00	1,924,320.79	1,924,320.79	0.00	0.00	0.00	1,924,320.79	0.00	0.00	0.00	0.00	0.00	0.00	0.00	0.00	0.00	0.00	0.00	1,924,320.79	0.00	0.00
Traveling Expenses - Foreign	5020102000	761,086.00	0.00	761,086.00	761,086.00	0.00	0.00	0.00	761,086.00	3,500.00	0.00	0.00	0.00	3,500.00	3,500.00	0.00	0.00	0.00	3,500.00	0.00	757,586.00	0.00	0.00
Training and Scholarship Expenses	5020200000	2,987,744.42	0.00	2,987,744.42	2,987,744.42	0.00	0.00	0.00	2,987,744.42	18,000.00	0.00	0.00	0.00	18,000.00	18,000.00	0.00	0.00	0.00	18,000.00	0.00	2,969,744.42	0.00	0.00
Training Expenses	5020201000	2,987,744.42	0.00	2,987,744.42	2,987,744.42	0.00	0.00	0.00	2,987,744.42	18,000.00	0.00	0.00	0.00	18,000.00	18,000.00	0.00	0.00	0.00	18,000.00	0.00	2,969,744.42	0.00	0.00
ICT Training Expenses	5020201001	250,000.00	0.00	250,000.00	250,000.00	0.00	0.00	0.00	250,000.00	18,000.00	0.00	0.00	0.00	18,000.00	18,000.00	0.00	0.00	0.00	18,000.00	0.00	232,000.00	0.00	0.00
Training Expenses	5020201002	2,737,744.42	0.00	2,737,744.42	2,737,744.42	0.00	0.00	0.00	2,737,744.42	0.00	0.00	0.00	0.00	0.00	0.00	0.00	0.00	0.00	0.00	0.00	2,737,744.42	0.00	0.00
Supplies and Materials Expenses	5020300000	770,002.60	0.00	770,002.60	770,002.60	0.00	0.00	0.00	770,002.60	12,100.00	0.00	0.00	0.00	12,100.00	12,100.00	0.00	0.00	0.00	12,100.00	0.00	757,902.60	0.00	0.00
Office Supplies Expenses	5020301000	260,010.00	0.00	260,010.00	260,010.00	0.00	0.00	0.00	260,010.00	12,100.00	0.00	0.00	0.00	12,100.00	12,100.00	0.00	0.00	0.00	12,100.00	0.00	247,910.00	0.00	0.00
ICT Office Supplies	5020301001	260,010.00	0.00	260,010.00	260,010.00	0.00	0.00	0.00	260,010.00	12,100.00	0.00	0.00	0.00	12,100.00	12,100.00	0.00	0.00	0.00	12,100.00	0.00	247,910.00	0.00	0.00
Fuel, Oil and Lubricants Expenses	5020309000	509,992.60	0.00	509,992.60	509,992.60	0.00	0.00	0.00	509,992.60	0.00	0.00	0.00	0.00	0.00	0.00	0.00	0.00	0.00	0.00	0.00	509,992.60	0.00	0.00
Professional Services	5021100000	940,327.00	0.00	940,327.00	940,327.00	0.00	0.00	0.00	940,327.00	32,786.88	0.00	0.00	0.00	32,786.88	32,786.88	0.00	0.00	0.00	32,786.88	0.00	907,540.12	0.00	0.00
Legal Services	5021101000	1,950.00	0.00	1,950.00	1,950.00	0.00	0.00	0.00	1,950.00	0.00	0.00	0.00	0.00	0.00	0.00	0.00	0.00	0.00	0.00	0.00	1,950.00	0.00	0.00
Consultancy Services	5021103000	750,934.00	0.00	750,934.00	750,934.00	0.00	0.00	0.00	750,934.00	0.00	0.00	0.00	0.00	0.00	0.00	0.00	0.00	0.00	0.00	0.00	750,934.00	0.00	0.00
Consultancy Services	5021103002	750,934.00	0.00	750,934.00	750,934.00	0.00	0.00	0.00	750,934.00	0.00	0.00	0.00	0.00	0.00	0.00	0.00	0.00	0.00	0.00	0.00	750,934.00	0.00	0.00
Other Professional Services	5021199000	187,443.00	0.00	187,443.00	187,443.00	0.00	0.00	0.00	187,443.00	32,786.88	0.00	0.00	0.00	32,786.88	32,786.88	0.00	0.00	0.00	32,786.88	0.00	154,656.12	0.00	0.00
General Services	5021200000	3,000,500.46	0.00	3,000,500.46	3,000,500.46	0.00	0.00	0.00	3,000,500.46	0.00	0.00	0.00	0.00	0.00	0.00	0.00	0.00	0.00	0.00	0.00	3,000,500.46	0.00	0.00
Janitorial Services	5021202000	1,231,521.49	0.00	1,231,521.49	1,231,521.49	0.00	0.00	0.00	1,231,521.49	0.00	0.00	0.00	0.00	0.00	0.00	0.00	0.00	0.00	0.00	0.00	1,231,521.49	0.00	0.00
Security Services	5021203000	161,705.08	0.00	161,705.08	161,705.08	0.00	0.00	0.00	161,705.08	0.00	0.00	0.00	0.00	0.00	0.00	0.00	0.00	0.00	0.00	0.00	161,705.08	0.00	0.00
Other General Services	5021299000	1,607,273.89	0.00	1,607,273.89	1,607,273.89	0.00	0.00	0.00	1,607,273.89	0.00	0.00	0.00	0.00	0.00	0.00	0.00	0.00	0.00	0.00	0.00	1,607,273.89	0.00	0.00
Other General Services	5021299099	1,607,273.89	0.00	1,607,273.89	1,607,273.89	0.00	0.00	0.00	1,607,273.89	0.00	0.00	0.00	0.00	0.00	0.00	0.00	0.00	0.00	0.00	0.00	1,607,273.89	0.00	0.00
Repairs and Maintenance	5021300000	655,498.62	0.00	655,498.62	655,498.62	0.00	0.00	0.00	655,498.62	358,659.09	0.00	0.00	0.00	358,659.09	358,659.09	0.00	0.00	0.00	358,659.09	0.00	296,839.53	0.00	0.00
Repairs and Maintenance - Transportation Equipment	5021306000	181,604.37	0.00	181,604.37	181,604.37	0.00	0.00	0.00	181,604.37	0.00	0.00	0.00	0.00	0.00	0.00	0.00	0.00	0.00	0.00	0.00	181,604.37	0.00	0.00





Department: National Economic and Development Authority (NEDA)  
 Agency/Entity: Public-Private Partnership Center of the Philippines  
 Operating Unit: < not applicable >  
 Organization Code (UACS) : 24 005 0000000  
 Fund Cluster: 01 Regular Agency Fund  
 (e.g. UACS Fund Cluster: 01-Regular Agency Fund, 02-Foreign Assisted Projects Fund, 03-Special Account-Locally Funded/Domestic Grants Fund, and 04-Special Account-Foreign Assisted/Foreign Grants Fund)


	Current Year Appropriations
	Supplemental Appropriations
X	Continuing Appropriations

Particulars	UACS CODE	Appropriations			Allotments					Obligations					Disbursements					Balances				
		Authorized Appropriations	Adjustments (Transfer To/From, Modifications/Augmentations)	Adjusted Appropriations	Allotments Received	Adjustments (Reductions, Modifications/Augmentations)	Transfer To	Transfer From	Adjusted Allotments	1st Quarter Ending March 31	2nd Quarter Ending June 30	3rd Quarter Ending Sept. 30	4th Quarter Ending Dec. 31	TOTAL	1st Quarter Ending March 31	2nd Quarter Ending June 30	3rd Quarter Ending Sept. 30	4th Quarter Ending Dec. 31	TOTAL	Unreleased Appropriations	Unobligated Allotments	Unpaid Obligations (15-20)=(23+24)		
																						Due and Demandable	Not Yet Due and Demandable	
1	2	3	4	5=(3+4)	6	7	8	9	10=[(6+(-)7)-8+9]	11	12	13	14	15=(11+12+13+14)	16	17	18	19	20=(16+17+18+19)	21=(5-10)	22=(10-15)	23	24	
Motor Vehicles	5021306001	181,604.37	0.00	181,604.37	181,604.37	0.00	0.00	0.00	181,604.37	0.00	0.00	0.00	0.00	0.00	0.00	0.00	0.00	0.00	0.00	0.00	181,604.37	0.00	0.00	
Repairs and Maintenance - Semi-Expendable Machinery	5021321000	473,894.25	0.00	473,894.25	473,894.25	0.00	0.00	0.00	473,894.25	358,659.09	0.00	0.00	0.00	358,659.09	358,659.09	0.00	0.00	0.00	0.00	358,659.09	0.00	115,235.16	0.00	0.00
Information and Communications Technology Equipment	5021321003	461,894.25	0.00	461,894.25	461,894.25	0.00	0.00	0.00	461,894.25	358,659.09	0.00	0.00	0.00	358,659.09	358,659.09	0.00	0.00	0.00	0.00	358,659.09	0.00	103,235.16	0.00	0.00
Printing Equipment	5021321011	12,000.00	0.00	12,000.00	12,000.00	0.00	0.00	0.00	12,000.00	0.00	0.00	0.00	0.00	0.00	0.00	0.00	0.00	0.00	0.00	0.00	0.00	12,000.00	0.00	0.00
Other Maintenance and Operating Expenses	5029900000	7,753,957.54	0.00	7,753,957.54	7,753,957.54	0.00	0.00	0.00	7,753,957.54	2,719,010.89	0.00	0.00	0.00	2,719,010.89	2,719,010.89	0.00	0.00	0.00	0.00	2,719,010.89	0.00	5,034,946.65	0.00	0.00
Advertising Expenses	5029901000	14,912.00	0.00	14,912.00	14,912.00	0.00	0.00	0.00	14,912.00	0.00	0.00	0.00	0.00	0.00	0.00	0.00	0.00	0.00	0.00	0.00	0.00	14,912.00	0.00	0.00
Printing and Publication Expenses	5029902000	100,000.00	0.00	100,000.00	100,000.00	0.00	0.00	0.00	100,000.00	0.00	0.00	0.00	0.00	0.00	0.00	0.00	0.00	0.00	0.00	0.00	0.00	100,000.00	0.00	0.00
Representation Expenses	5029903000	1,546,350.23	0.00	1,546,350.23	1,546,350.23	0.00	0.00	0.00	1,546,350.23	0.00	0.00	0.00	0.00	0.00	0.00	0.00	0.00	0.00	0.00	0.00	0.00	1,546,350.23	0.00	0.00
Rent/Lease Expenses	5029905000	3,933,855.31	0.00	3,933,855.31	3,933,855.31	0.00	0.00	0.00	3,933,855.31	2,719,010.89	0.00	0.00	0.00	2,719,010.89	2,719,010.89	0.00	0.00	0.00	0.00	2,719,010.89	0.00	1,214,844.42	0.00	0.00
Rents - Equipment	5029905004	128,500.00	0.00	128,500.00	128,500.00	0.00	0.00	0.00	128,500.00	0.00	0.00	0.00	0.00	0.00	0.00	0.00	0.00	0.00	0.00	0.00	0.00	128,500.00	0.00	0.00
Operating Lease	5029905006	3,805,355.31	0.00	3,805,355.31	3,805,355.31	0.00	0.00	0.00	3,805,355.31	2,719,010.89	0.00	0.00	0.00	2,719,010.89	2,719,010.89	0.00	0.00	0.00	0.00	2,719,010.89	0.00	1,086,344.42	0.00	0.00
Subscription Expenses	5029907000	2,158,840.00	0.00	2,158,840.00	2,158,840.00	0.00	0.00	0.00	2,158,840.00	0.00	0.00	0.00	0.00	0.00	0.00	0.00	0.00	0.00	0.00	0.00	0.00	2,158,840.00	0.00	0.00
ICT Software Subscription	5029907001	2,155,840.00	0.00	2,155,840.00	2,155,840.00	0.00	0.00	0.00	2,155,840.00	0.00	0.00	0.00	0.00	0.00	0.00	0.00	0.00	0.00	0.00	0.00	0.00	2,155,840.00	0.00	0.00
Other Subscription Expenses	5029907099	3,000.00	0.00	3,000.00	3,000.00	0.00	0.00	0.00	3,000.00	0.00	0.00	0.00	0.00	0.00	0.00	0.00	0.00	0.00	0.00	0.00	0.00	3,000.00	0.00	0.00
Capital Outlays		677,212.93	0.00	677,212.93	677,212.93	0.00	0.00	0.00	677,212.93	0.00	0.00	0.00	0.00	0.00	0.00	0.00	0.00	0.00	0.00	0.00	0.00	677,212.93	0.00	0.00
Property, Plant and Equipment Outlay	5060400000	677,212.93	0.00	677,212.93	677,212.93	0.00	0.00	0.00	677,212.93	0.00	0.00	0.00	0.00	0.00	0.00	0.00	0.00	0.00	0.00	0.00	0.00	677,212.93	0.00	0.00
Machinery and Equipment Outlay	5060405000	677,212.93	0.00	677,212.93	677,212.93	0.00	0.00	0.00	677,212.93	0.00	0.00	0.00	0.00	0.00	0.00	0.00	0.00	0.00	0.00	0.00	0.00	677,212.93	0.00	0.00
Information and Communication Technology Equipment	5060405003	661,212.93	0.00	661,212.93	661,212.93	0.00	0.00	0.00	661,212.93	0.00	0.00	0.00	0.00	0.00	0.00	0.00	0.00	0.00	0.00	0.00	0.00	661,212.93	0.00	0.00
Printing Equipment	5060405012	16,000.00	0.00	16,000.00	16,000.00	0.00	0.00	0.00	16,000.00	0.00	0.00	0.00	0.00	0.00	0.00	0.00	0.00	0.00	0.00	0.00	0.00	16,000.00	0.00	0.00
GRAND TOTAL		19,470,650.36	0.00	19,470,650.36	19,470,650.36	0.00	0.00	0.00	19,470,650.36	3,144,056.86	0.00	0.00	0.00	3,144,056.86	3,144,056.86	0.00	0.00	0.00	0.00	3,144,056.86	0.00	16,326,593.50	0.00	0.00

  
 Roselyn A. Adami  
 Budget Officer  
 Date:

  
 Catalina R. Caraan  
 Finance Head  
 Date:

  
 Maria Theresa L. Laranang  
 Director IV-Administrative Service  
 Date:

  
 Eleazar E. Ricote  
 Deputy Executive Director  
 Date:

STATEMENT OF APPROVED BUDGET, UTILIZATIONS, DISBURSEMENTS AND BALANCES


(For Off-Budgetary Funds)


As at the Quarter Ending March 31, 2021


Department : National Economic and Development Authority (NEDA)  
 Agency/Entity : Public-Private Partnership Center of the Philippines  
 Operating Unit : < not applicable >  
 Organization Code (UACS) : 24 005 0000000  
 Fund Cluster : 06 Business Related Funds


(e.g. UACS Fund Cluster: 05-Internally Generated Funds and 06-Business Related Funds)

Particulars	UACS CODE	Approved Budget			Utilizations					Disbursements				Balances			
		Approved Budgeted Revenue	Adjustments (Reductions, Modifications/)	Adjusted Budgeted Revenue	1st Quarter Ending March 31	2nd Quarter Ending June 30	3rd Quarter Ending Sept. 30	4th Quarter Ending Dec. 31	Total	1st Quarter Ending March 31	2nd Quarter Ending June 30	3rd Quarter Ending Sept. 30	4th Quarter Ending Dec. 31	TOTAL	Unutilized Budget	Unpaid Obligations	
																Due and Demandable	Not Yet Due and Demandable
1	2	3	4	5=[(3+(-)4)]	6	7	8	9	10=(6+7+8+9)	11	12	13	14	15=(11+12+13+14)	16=(5-10)	17	18
Operations	3000000000000000	1,876,413,000.00	0.00	1,876,413,000.00	32,352,060.00	0.00	0.00	0.00	32,352,060.00	11,549,377.48	0.00	0.00	0.00	11,549,377.48	1,844,060,940.00	0.00	20,802,682.52
OO : Greater private sector participation thru Public-Private Partnership to accelerate provision of safe, efficient, reliable and sustainable infrastructure and development projects	3100000000000000	1,876,413,000.00	0.00	1,876,413,000.00	32,352,060.00	0.00	0.00	0.00	32,352,060.00	11,549,377.48	0.00	0.00	0.00	11,549,377.48	1,844,060,940.00	0.00	20,802,682.52
PUBLIC-PRIVATE PARTNERSHIP MANAGEMENT PROGRAM	3101000000000000	1,876,413,000.00	0.00	1,876,413,000.00	32,352,060.00	0.00	0.00	0.00	32,352,060.00	11,549,377.48	0.00	0.00	0.00	11,549,377.48	1,844,060,940.00	0.00	20,802,682.52
Management and Administration of the Project Development and Monitoring Facility (PDMF) Funds	310100100002000	1,876,413,000.00	0.00	1,876,413,000.00	32,352,060.00	0.00	0.00	0.00	32,352,060.00	11,549,377.48	0.00	0.00	0.00	11,549,377.48	1,844,060,940.00	0.00	20,802,682.52
MOOE		1,876,413,000.00	0.00	1,876,413,000.00	32,352,060.00	0.00	0.00	0.00	32,352,060.00	11,549,377.48	0.00	0.00	0.00	11,549,377.48	1,844,060,940.00	0.00	20,802,682.52
Sub-Total, Operations		1,876,413,000.00	0.00	1,876,413,000.00	32,352,060.00	0.00	0.00	0.00	32,352,060.00	11,549,377.48	0.00	0.00	0.00	11,549,377.48	1,844,060,940.00	0.00	20,802,682.52
PS		0.00	0.00	0.00	0.00	0.00	0.00	0.00	0.00	0.00	0.00	0.00	0.00	0.00	0.00	0.00	0.00
MOOE		1,876,413,000.00	0.00	1,876,413,000.00	32,352,060.00	0.00	0.00	0.00	32,352,060.00	11,549,377.48	0.00	0.00	0.00	11,549,377.48	1,844,060,940.00	0.00	20,802,682.52
FinEx (if Applicable)		0.00	0.00	0.00	0.00	0.00	0.00	0.00	0.00	0.00	0.00	0.00	0.00	0.00	0.00	0.00	0.00
CO		0.00	0.00	0.00	0.00	0.00	0.00	0.00	0.00	0.00	0.00	0.00	0.00	0.00	0.00	0.00	0.00
GRAND TOTAL		1,876,413,000.00	0.00	1,876,413,000.00	32,352,060.00	0.00	0.00	0.00	32,352,060.00	11,549,377.48	0.00	0.00	0.00	11,549,377.48	1,844,060,940.00	0.00	20,802,682.52
PS		0.00	0.00	0.00	0.00	0.00	0.00	0.00	0.00	0.00	0.00	0.00	0.00	0.00	0.00	0.00	0.00
MOOE		1,876,413,000.00	0.00	1,876,413,000.00	32,352,060.00	0.00	0.00	0.00	32,352,060.00	11,549,377.48	0.00	0.00	0.00	11,549,377.48	1,844,060,940.00	0.00	20,802,682.52
FinEx (if Applicable)		0.00	0.00	0.00	0.00	0.00	0.00	0.00	0.00	0.00	0.00	0.00	0.00	0.00	0.00	0.00	0.00
CO		0.00	0.00	0.00	0.00	0.00	0.00	0.00	0.00	0.00	0.00	0.00	0.00	0.00	0.00	0.00	0.00

  
 Roselyn A. Adami  
 Budget Officer  
 Date:

  
 Catalina R. Caraan  
 Finance Head  
 Date:


  
 Maria Theresa L. Laranang  
 Director IV-Administrative Service  
 Date:


  
 Eleazar E. Ricote  
 Deputy Executive Director  
 Date:


**SUMMARY OF APPROVED BUDGET, UTILIZATIONS, DISBURSEMENTS AND BALANCES BY OBJECT OF EXPENDITURES**  
 (For Off-Budgetary Funds)  
 As at the Quarter Ending March 31, 2021


Department : National Economic and Development Authority (NEDA)  
 Agency/Entity : Public-Private Partnership Center of the Philippines  
 Operating Unit : < not applicable >  
 Organization Code (UACS) : 24 005 0000000  
 Fund Cluster : 06 Business Related Funds  
 (e.g. UACS Fund Cluster: 05-Internally Generated Funds and 06-Business Related Funds)

Particulars	UACS CODE	Approved Budget			Utilizations					Disbursements					Balances		
		Approved Budgeted Revenue	Adjustments (Reductions, Modifications/)	Adjusted Budgeted Revenue	1st Quarter Ending March 31	2nd Quarter Ending June 30	3rd Quarter Ending Sept. 30	4th Quarter Ending Dec. 31	Total	1st Quarter Ending March 31	2nd Quarter Ending June 30	3rd Quarter Ending Sept. 30	4th Quarter Ending Dec. 31	TOTAL	Unutilized Budget	Unpaid Obligations	
																Due and Demandable	Not Yet Due and Demandable
1	2	3	4	5=[(3+(-)4)]	6	7	8	9	10=(6+7+8+9)	11	12	13	14	15=(11+12+13+14)	16=(5-10)	17	18
SUMMARY																	
A. AGENCY SPECIFIC BUDGET																	
Maintenance and Other Operating Expenses		1,876,413,000.00	0.00	1,876,413,000.00	32,352,060.00	0.00	0.00	0.00	32,352,060.00	11,549,377.48	0.00	0.00	0.00	11,549,377.48	1,844,060,940.00	0.00	20,802,682.52
Professional Services	5021100000	1,876,413,000.00	0.00	1,876,413,000.00	32,352,060.00	0.00	0.00	0.00	32,352,060.00	11,549,377.48	0.00	0.00	0.00	11,549,377.48	1,844,060,940.00	0.00	20,802,682.52
Consultancy Services	5021103000	1,876,413,000.00	0.00	1,876,413,000.00	32,352,060.00	0.00	0.00	0.00	32,352,060.00	11,549,377.48	0.00	0.00	0.00	11,549,377.48	1,844,060,940.00	0.00	20,802,682.52
Consultancy Services	5021103002	1,876,413,000.00	0.00	1,876,413,000.00	32,352,060.00	0.00	0.00	0.00	32,352,060.00	11,549,377.48	0.00	0.00	0.00	11,549,377.48	1,844,060,940.00	0.00	20,802,682.52
GRAND TOTAL		1,876,413,000.00	0.00	1,876,413,000.00	32,352,060.00	0.00	0.00	0.00	32,352,060.00	11,549,377.48	0.00	0.00	0.00	11,549,377.48	1,844,060,940.00	0.00	20,802,682.52

  
 Roselyn A. Adami  
 Budget Officer  
 Date:

  
 Catalina R. Caraan  
 Finance Head  
 Date:

  
 Maria Theresa L. Laranang  
 Director IV-Administrative Service  
 Date:

  
 Eleazar E. Ricote  
 Deputy Executive Director  
 Date:

MONTHLY REPORT OF DISBURSEMENTS

For the month of January 2021


Department National Economic and Development Authority (NEDA)  
 Agency/Entity Public-Private Partnership Center of the Philippines  
 Operating Unit < not applicable >  
 Organization Code (UACS) 24 005 0000000  
 Fund Cluster 01 Regular Agency Fund

Particulars	Current Year Budget					Prior Year's Budget											SUB-TOTAL	Trust Liabilities				Grand Total					Remarks	
	PS	MOOE	FinEx	CO	TOTAL	Prior Year's Accounts Payable					Current Year's Accounts Payable					TOTAL		PS	MOOE	CO	TOTAL	PS	MOOE	FinEx	CO	TOTAL		
						PS	MOOE	FinEx	CO	Sub-Total	PS	MOOE	FinEx	CO	Sub-Total													
1	2	3	4	5	6=(2+3+4+5)	7	8	9	10	11=(7+8+9+10)	12	13	14	15	16=(12+13+14+15)	17=(11+16)	18=(6+17)	19	20	21	22=(19+20+21)	23	24	25	26	27=(23+24+25+26)	28	
CASH DISBURSEMENTS	5,363,537.79	752,460.38	0.00	0.00	6,115,998.17	151,206.74	717,239.13	0.00	0.00	868,445.87	0.00	0.00	0.00	0.00	0.00	868,445.87	6,984,444.04	0.00	0.00	0.00	0.00	5,514,744.53	1,469,699.51	0.00	0.00	6,984,444.04		
Notice of Cash Allocation (NCA)	5,363,537.79	752,460.38	0.00	0.00	6,115,998.17	151,206.74	717,239.13	0.00	0.00	868,445.87	0.00	0.00	0.00	0.00	0.00	868,445.87	6,984,444.04	0.00	0.00	0.00	0.00	5,514,744.53	1,469,699.51	0.00	0.00	6,984,444.04		
MDS Checks Issued	6,670.17	460,271.73	0.00	0.00	466,941.90	59,658.44	0.00	0.00	0.00	59,658.44	0.00	0.00	0.00	0.00	0.00	59,658.44	526,600.34	0.00	0.00	0.00	0.00	66,328.61	460,271.73	0.00	0.00	526,600.34		
Advice to Debit Account	5,356,867.62	292,188.65	0.00	0.00	5,649,056.27	91,548.30	717,239.13	0.00	0.00	808,787.43	0.00	0.00	0.00	0.00	0.00	808,787.43	6,457,843.70	0.00	0.00	0.00	0.00	5,448,415.92	1,009,427.78	0.00	0.00	6,457,843.70		
Notice of Transfer Allocations (NTA)	0.00	0.00	0.00	0.00	0.00	0.00	0.00	0.00	0.00	0.00	0.00	0.00	0.00	0.00	0.00	0.00	0.00	0.00	0.00	0.00	0.00	0.00	0.00	0.00	0.00	0.00		
MDS Checks Issued	0.00	0.00	0.00	0.00	0.00	0.00	0.00	0.00	0.00	0.00	0.00	0.00	0.00	0.00	0.00	0.00	0.00	0.00	0.00	0.00	0.00	0.00	0.00	0.00	0.00	0.00	0.00	
Advice to Debit Account	0.00	0.00	0.00	0.00	0.00	0.00	0.00	0.00	0.00	0.00	0.00	0.00	0.00	0.00	0.00	0.00	0.00	0.00	0.00	0.00	0.00	0.00	0.00	0.00	0.00	0.00	0.00	
Working Fund for FAPs	0.00	0.00	0.00	0.00	0.00	0.00	0.00	0.00	0.00	0.00	0.00	0.00	0.00	0.00	0.00	0.00	0.00	0.00	0.00	0.00	0.00	0.00	0.00	0.00	0.00	0.00	0.00	
Cash Disbursement Ceiling (CDC)	0.00	0.00	0.00	0.00	0.00	0.00	0.00	0.00	0.00	0.00	0.00	0.00	0.00	0.00	0.00	0.00	0.00	0.00	0.00	0.00	0.00	0.00	0.00	0.00	0.00	0.00	0.00	
TOTAL CASH DISBURSEMENTS	5,363,537.79	752,460.38	0.00	0.00	6,115,998.17	151,206.74	717,239.13	0.00	0.00	868,445.87	0.00	0.00	0.00	0.00	0.00	868,445.87	6,984,444.04	0.00	0.00	0.00	0.00	5,514,744.53	1,469,699.51	0.00	0.00	6,984,444.04		
NON-CASH DISBURSEMENTS	1,216,973.52	0.00	0.00	0.00	1,216,973.52	0.00	48,229.40	0.00	0.00	48,229.40	0.00	0.00	0.00	0.00	0.00	48,229.40	1,265,202.92	0.00	0.00	0.00	0.00	1,216,973.52	48,229.40	0.00	0.00	1,265,202.92		
Tax Remittance Advices Issued (TRA)	1,216,973.52	0.00	0.00	0.00	1,216,973.52	0.00	48,229.40	0.00	0.00	48,229.40	0.00	0.00	0.00	0.00	0.00	48,229.40	1,265,202.92	0.00	0.00	0.00	0.00	1,216,973.52	48,229.40	0.00	0.00	1,265,202.92		
Non-Cash Availment Authority (NCAA)	0.00	0.00	0.00	0.00	0.00	0.00	0.00	0.00	0.00	0.00	0.00	0.00	0.00	0.00	0.00	0.00	0.00	0.00	0.00	0.00	0.00	0.00	0.00	0.00	0.00	0.00	0.00	
Disbursements effected through outright deductions from claims (please specify...)	0.00	0.00	0.00	0.00	0.00	0.00	0.00	0.00	0.00	0.00	0.00	0.00	0.00	0.00	0.00	0.00	0.00	0.00	0.00	0.00	0.00	0.00	0.00	0.00	0.00	0.00	0.00	
Overpayment of expenses(e.g. personnel benefits)	0.00	0.00	0.00	0.00	0.00	0.00	0.00	0.00	0.00	0.00	0.00	0.00	0.00	0.00	0.00	0.00	0.00	0.00	0.00	0.00	0.00	0.00	0.00	0.00	0.00	0.00	0.00	
Restitution for loss of government property	0.00	0.00	0.00	0.00	0.00	0.00	0.00	0.00	0.00	0.00	0.00	0.00	0.00	0.00	0.00	0.00	0.00	0.00	0.00	0.00	0.00	0.00	0.00	0.00	0.00	0.00	0.00	
Liquidated damages and similar claims	0.00	0.00	0.00	0.00	0.00	0.00	0.00	0.00	0.00	0.00	0.00	0.00	0.00	0.00	0.00	0.00	0.00	0.00	0.00	0.00	0.00	0.00	0.00	0.00	0.00	0.00	0.00	
Others(TEF, BTR-Documentary Stamp Tax, etc.)	0.00	0.00	0.00	0.00	0.00	0.00	0.00	0.00	0.00	0.00	0.00	0.00	0.00	0.00	0.00	0.00	0.00	0.00	0.00	0.00	0.00	0.00	0.00	0.00	0.00	0.00	0.00	
TOTAL NON-CASH DISBURSEMENTS	1,216,973.52	0.00	0.00	0.00	1,216,973.52	0.00	48,229.40	0.00	0.00	48,229.40	0.00	0.00	0.00	0.00	0.00	48,229.40	1,265,202.92	0.00	0.00	0.00	0.00	1,216,973.52	48,229.40	0.00	0.00	1,265,202.92		
GRAND TOTAL	6,580,511.31	752,460.38	0.00	0.00	7,332,971.69	151,206.74	765,468.53	0.00	0.00	916,675.27	0.00	0.00	0.00	0.00	0.00	916,675.27	8,249,646.96	0.00	0.00	0.00	0.00	6,731,718.05	1,517,928.91	0.00	0.00	8,249,646.96		

SUMMARY

Particulars	Previous Report	This Month	As at Date
(1)	(2)	(3)	(4)
Total Disbursement Authorities Received	0.00	14,043,202.92	14,043,202.92
NCA	0.00	12,778,000.00	12,778,000.00
NTA	0.00	0.00	0.00
Working Fund	0.00	0.00	0.00
TRA	0.00	1,265,202.92	1,265,202.92
CDC	0.00	0.00	0.00
NCAA	0.00	0.00	0.00
Less: Notice of Transfer of Allocations (NTA)* issued	0.00	0.00	0.00
Total Disbursement Authorities Available	0.00	14,043,202.92	14,043,202.92
Less:	0.00	0.00	0.00
Lapsed NCA	0.00	0.00	0.00
Disbursements	0.00	8,249,646.96	8,249,646.96
Less: Other Non-Cash Disbursements	0.00	0.00	0.00
Disbursements effected through outright deductions from claims	0.00	0.00	0.00
Overpayment of expenses(e.g. personnel benefits)	0.00	0.00	0.00
Restitution for loss of government property	0.00	0.00	0.00
Liquidated damages and similar claims	0.00	0.00	0.00
Others (e.g. TEF, BTR, Docs Stamp, etc.)	0.00	0.00	0.00
Add/Less: Adjustments (e.g. cancelled/staled checks)	0.00	0.00	0.00
Balance of Disbursement Authorities as at date	0.00	5,793,555.96	5,793,555.96
Total Disbursements Program	0.00	13,586,000.00	13,586,000.00
Less: *Actual Disbursements	0.00	8,249,646.96	8,249,646.96
(Over)/Under spending	0.00	5,336,353.04	5,336,353.04

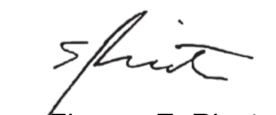
Notes: \* The use of NTA is discouraged  
 Notes: \*\* Amounts should tally with the grand total disbursement (column 27).

  
 Catalina R. Caraan

Finance Head  
 Date:

  
 Maria Theresa L. Laranang

Director IV-Administrative Service  
 Date:

  
 Eleazar E. Ricote

Deputy Executive Director  
 Date:

MONTHLY REPORT OF DISBURSEMENTS

For the month of February 2021


Department National Economic and Development Authority (NEDA)  
 Agency/Entity Public-Private Partnership Center of the Philippines  
 Operating Unit < not applicable >  
 Organization Code (UACS) 24 005 0000000  
 Fund Cluster 01 Regular Agency Fund

Particulars	Current Year Budget					Prior Year's Budget											SUB-TOTAL	Trust Liabilities				Grand Total					Remarks
	PS	MOOE	FinEx	CO	TOTAL	Prior Year's Accounts Payable					Current Year's Accounts Payable					TOTAL		PS	MOOE	CO	TOTAL	PS	MOOE	FinEx	CO	TOTAL	
						PS	MOOE	FinEx	CO	Sub-Total	PS	MOOE	FinEx	CO	Sub-Total												
1	2	3	4	5	6=(2+3+4+5)	7	8	9	10	11=(7+8+9+10)	12	13	14	15	16=(12+13+14+15)	17=(11+16)	18=(6+17)	19	20	21	22=(19+20+21)	23	24	25	26	27=(23+24+25+26)	28
CASH DISBURSEMENTS	8,865,013.26	6,763,884.18	0.00	0.00	15,628,897.44	52,195.23	1,107,315.08	0.00	0.00	1,159,510.31	0.00	0.00	0.00	0.00	0.00	1,159,510.31	16,788,407.75	0.00	0.00	0.00	0.00	8,917,208.49	7,871,199.26	0.00	0.00	16,788,407.75	
Notice of Cash Allocation (NCA)	8,865,013.26	6,763,884.18	0.00	0.00	15,628,897.44	52,195.23	1,107,315.08	0.00	0.00	1,159,510.31	0.00	0.00	0.00	0.00	0.00	1,159,510.31	16,788,407.75	0.00	0.00	0.00	0.00	8,917,208.49	7,871,199.26	0.00	0.00	16,788,407.75	
MDS Checks Issued	2,038,153.67	5,341,240.57	0.00	0.00	7,379,394.24	0.00	0.00	0.00	0.00	0.00	0.00	0.00	0.00	0.00	0.00	0.00	7,379,394.24	0.00	0.00	0.00	0.00	2,038,153.67	5,341,240.57	0.00	0.00	7,379,394.24	
Advice to Debit Account	6,826,859.59	1,422,643.61	0.00	0.00	8,249,503.20	52,195.23	1,107,315.08	0.00	0.00	1,159,510.31	0.00	0.00	0.00	0.00	0.00	1,159,510.31	9,409,013.51	0.00	0.00	0.00	0.00	6,879,054.82	2,529,958.69	0.00	0.00	9,409,013.51	
Notice of Transfer Allocations (NTA)	0.00	0.00	0.00	0.00	0.00	0.00	0.00	0.00	0.00	0.00	0.00	0.00	0.00	0.00	0.00	0.00	0.00	0.00	0.00	0.00	0.00	0.00	0.00	0.00	0.00	0.00	
MDS Checks Issued	0.00	0.00	0.00	0.00	0.00	0.00	0.00	0.00	0.00	0.00	0.00	0.00	0.00	0.00	0.00	0.00	0.00	0.00	0.00	0.00	0.00	0.00	0.00	0.00	0.00	0.00	
Advice to Debit Account	0.00	0.00	0.00	0.00	0.00	0.00	0.00	0.00	0.00	0.00	0.00	0.00	0.00	0.00	0.00	0.00	0.00	0.00	0.00	0.00	0.00	0.00	0.00	0.00	0.00	0.00	
Working Fund for FAPs	0.00	0.00	0.00	0.00	0.00	0.00	0.00	0.00	0.00	0.00	0.00	0.00	0.00	0.00	0.00	0.00	0.00	0.00	0.00	0.00	0.00	0.00	0.00	0.00	0.00	0.00	
Cash Disbursement Ceiling (CDC)	0.00	0.00	0.00	0.00	0.00	0.00	0.00	0.00	0.00	0.00	0.00	0.00	0.00	0.00	0.00	0.00	0.00	0.00	0.00	0.00	0.00	0.00	0.00	0.00	0.00	0.00	
TOTAL CASH DISBURSEMENTS	8,865,013.26	6,763,884.18	0.00	0.00	15,628,897.44	52,195.23	1,107,315.08	0.00	0.00	1,159,510.31	0.00	0.00	0.00	0.00	0.00	1,159,510.31	16,788,407.75	0.00	0.00	0.00	0.00	8,917,208.49	7,871,199.26	0.00	0.00	16,788,407.75	
NON-CASH DISBURSEMENTS	1,172,669.53	610,058.14	0.00	0.00	1,782,727.67	0.00	0.00	0.00	0.00	0.00	0.00	0.00	0.00	0.00	0.00	0.00	1,782,727.67	0.00	0.00	0.00	0.00	1,172,669.53	610,058.14	0.00	0.00	1,782,727.67	
Tax Remittance Advices Issued (TRA)	1,172,669.53	610,058.14	0.00	0.00	1,782,727.67	0.00	0.00	0.00	0.00	0.00	0.00	0.00	0.00	0.00	0.00	0.00	1,782,727.67	0.00	0.00	0.00	0.00	1,172,669.53	610,058.14	0.00	0.00	1,782,727.67	
Non-Cash Availment Authority (NCAA)	0.00	0.00	0.00	0.00	0.00	0.00	0.00	0.00	0.00	0.00	0.00	0.00	0.00	0.00	0.00	0.00	0.00	0.00	0.00	0.00	0.00	0.00	0.00	0.00	0.00		
Disbursements effected through outright deductions from claims (please specify...)	0.00	0.00	0.00	0.00	0.00	0.00	0.00	0.00	0.00	0.00	0.00	0.00	0.00	0.00	0.00	0.00	0.00	0.00	0.00	0.00	0.00	0.00	0.00	0.00	0.00		
Overpayment of expenses(e.g. personnel benefits)	0.00	0.00	0.00	0.00	0.00	0.00	0.00	0.00	0.00	0.00	0.00	0.00	0.00	0.00	0.00	0.00	0.00	0.00	0.00	0.00	0.00	0.00	0.00	0.00	0.00		
Restitution for loss of government property	0.00	0.00	0.00	0.00	0.00	0.00	0.00	0.00	0.00	0.00	0.00	0.00	0.00	0.00	0.00	0.00	0.00	0.00	0.00	0.00	0.00	0.00	0.00	0.00	0.00		
Liquidated damages and similar claims	0.00	0.00	0.00	0.00	0.00	0.00	0.00	0.00	0.00	0.00	0.00	0.00	0.00	0.00	0.00	0.00	0.00	0.00	0.00	0.00	0.00	0.00	0.00	0.00	0.00		
Others(TEF, BTR-Documentary Stamp Tax, etc.)	0.00	0.00	0.00	0.00	0.00	0.00	0.00	0.00	0.00	0.00	0.00	0.00	0.00	0.00	0.00	0.00	0.00	0.00	0.00	0.00	0.00	0.00	0.00	0.00	0.00		
TOTAL NON-CASH DISBURSEMENTS	1,172,669.53	610,058.14	0.00	0.00	1,782,727.67	0.00	0.00	0.00	0.00	0.00	0.00	0.00	0.00	0.00	0.00	0.00	1,782,727.67	0.00	0.00	0.00	0.00	1,172,669.53	610,058.14	0.00	0.00	1,782,727.67	
GRAND TOTAL	10,037,682.79	7,373,942.32	0.00	0.00	17,411,625.11	52,195.23	1,107,315.08	0.00	0.00	1,159,510.31	0.00	0.00	0.00	0.00	0.00	1,159,510.31	18,571,135.42	0.00	0.00	0.00	0.00	10,089,878.02	8,481,257.40	0.00	0.00	18,571,135.42	

SUMMARY

Particulars	Previous Report	This Month	As at Date
(1)	(2)	(3)	(4)
Total Disbursement Authorities Received	14,043,202.92	21,535,283.63	35,578,486.55
NCA	12,778,000.00	13,959,000.00	26,737,000.00
NTA	0.00	0.00	0.00
Working Fund	0.00	5,793,555.96	5,793,555.96
TRA	1,265,202.92	1,782,727.67	3,047,930.59
CDC	0.00	0.00	0.00
NCAA	0.00	0.00	0.00
Less: Notice of Transfer of Allocations (NTA)* issued	0.00	0.00	0.00
Total Disbursement Authorities Available	14,043,202.92	21,535,283.63	35,578,486.55
Less:	0.00	0.00	0.00
Lapsed NCA	0.00	0.00	0.00
Disbursements	8,249,646.96	18,571,135.42	26,820,782.38
Less: Other Non-Cash Disbursements	0.00	0.00	0.00
Disbursements effected through outright deductions from claims	0.00	0.00	0.00
Overpayment of expenses(e.g. personnel benefits)	0.00	0.00	0.00
Restitution for loss of government property	0.00	0.00	0.00
Liquidated damages and similar claims	0.00	0.00	0.00
Others (e.g. TEF, BTR, Docs Stamp, etc.)	0.00	0.00	0.00
Add/Less: Adjustments (e.g. cancelled/staled checks)	0.00	0.00	0.00
Balance of Disbursement Authorities as at date	5,793,555.96	2,964,148.21	8,757,704.17
Total Disbursements Program	13,586,000.00	14,829,000.00	28,415,000.00
Less: *Actual Disbursements	8,249,646.96	18,571,135.42	26,820,782.38
(Over)/Under spending	5,336,353.04	(3,742,135.42)	1,594,217.62

Notes: \* The use of NTA is discouraged  
 Notes: \*\* Amounts should tally with the grand total disbursement (column 27).

  
 Catalina R. Caraan

Finance Head

  
 Maria Theresa L. Laranang

Director IV-Administrative Service

Date:



Eleazar E. Ricote

Deputy Executive Director

Date:



MONTHLY REPORT OF DISBURSEMENTS

For the month of March 2021

Department National Economic and Development Authority (NEDA)  
 Agency/Entity Public-Private Partnership Center of the Philippines  
 Operating Unit < not applicable >  
 Organization Code (UACS) 24 005 0000000  
 Fund Cluster 01 Regular Agency Fund

Particulars	Current Year Budget					Prior Year's Budget											SUB-TOTAL	Trust Liabilities				Grand Total					Remarks
	PS	MOOE	FinEx	CO	TOTAL	Prior Year's Accounts Payable					Current Year's Accounts Payable					TOTAL		PS	MOOE	CO	TOTAL	PS	MOOE	FinEx	CO	TOTAL	
						PS	MOOE	FinEx	CO	Sub-Total	PS	MOOE	FinEx	CO	Sub-Total												
1	2	3	4	5	6=(2+3+4+5)	7	8	9	10	11=(7+8+9+10)	12	13	14	15	16=(12+13+14+15)	17=(11+16)	18=(6+17)	19	20	21	22=(19+20+21)	23	24	25	26	27=(23+24+25+26)	28
CASH DISBURSEMENTS	9,308,633.51	9,114,308.67	0.00	0.00	18,422,942.18	0.00	925,434.67	0.00	0.00	925,434.67	0.00	0.00	0.00	0.00	0.00	925,434.67	19,348,376.85	0.00	0.00	0.00	0.00	9,308,633.51	10,039,743.34	0.00	0.00	0.00	19,348,376.85
Notice of Cash Allocation (NCA)	9,308,633.51	9,114,308.67	0.00	0.00	18,422,942.18	0.00	925,434.67	0.00	0.00	925,434.67	0.00	0.00	0.00	0.00	0.00	925,434.67	19,348,376.85	0.00	0.00	0.00	0.00	9,308,633.51	10,039,743.34	0.00	0.00	0.00	19,348,376.85
MDS Checks Issued	2,174,428.96	7,469,229.22	0.00	0.00	9,643,658.18	0.00	0.00	0.00	0.00	0.00	0.00	0.00	0.00	0.00	0.00	0.00	9,643,658.18	0.00	0.00	0.00	0.00	2,174,428.96	7,469,229.22	0.00	0.00	0.00	9,643,658.18
Advice to Debit Account	7,134,204.55	1,645,079.45	0.00	0.00	8,779,284.00	0.00	925,434.67	0.00	0.00	925,434.67	0.00	0.00	0.00	0.00	0.00	925,434.67	9,704,718.67	0.00	0.00	0.00	0.00	7,134,204.55	2,570,514.12	0.00	0.00	0.00	9,704,718.67
Notice of Transfer Allocations (NTA)	0.00	0.00	0.00	0.00	0.00	0.00	0.00	0.00	0.00	0.00	0.00	0.00	0.00	0.00	0.00	0.00	0.00	0.00	0.00	0.00	0.00	0.00	0.00	0.00	0.00	0.00	0.00
MDS Checks Issued	0.00	0.00	0.00	0.00	0.00	0.00	0.00	0.00	0.00	0.00	0.00	0.00	0.00	0.00	0.00	0.00	0.00	0.00	0.00	0.00	0.00	0.00	0.00	0.00	0.00	0.00	0.00
Advice to Debit Account	0.00	0.00	0.00	0.00	0.00	0.00	0.00	0.00	0.00	0.00	0.00	0.00	0.00	0.00	0.00	0.00	0.00	0.00	0.00	0.00	0.00	0.00	0.00	0.00	0.00	0.00	0.00
Working Fund for FAPs	0.00	0.00	0.00	0.00	0.00	0.00	0.00	0.00	0.00	0.00	0.00	0.00	0.00	0.00	0.00	0.00	0.00	0.00	0.00	0.00	0.00	0.00	0.00	0.00	0.00	0.00	0.00
Cash Disbursement Ceiling (CDC)	0.00	0.00	0.00	0.00	0.00	0.00	0.00	0.00	0.00	0.00	0.00	0.00	0.00	0.00	0.00	0.00	0.00	0.00	0.00	0.00	0.00	0.00	0.00	0.00	0.00	0.00	0.00
TOTAL CASH DISBURSEMENTS	9,308,633.51	9,114,308.67	0.00	0.00	18,422,942.18	0.00	925,434.67	0.00	0.00	925,434.67	0.00	0.00	0.00	0.00	0.00	925,434.67	19,348,376.85	0.00	0.00	0.00	0.00	9,308,633.51	10,039,743.34	0.00	0.00	0.00	19,348,376.85
NON-CASH DISBURSEMENTS	1,176,904.49	758,908.49	0.00	0.00	1,935,812.98	0.00	57,720.83	0.00	0.00	57,720.83	0.00	0.00	0.00	0.00	0.00	57,720.83	1,993,533.81	0.00	0.00	0.00	0.00	1,176,904.49	816,629.32	0.00	0.00	0.00	1,993,533.81
Tax Remittance Advices Issued (TRA)	1,176,904.49	758,908.49	0.00	0.00	1,935,812.98	0.00	57,720.83	0.00	0.00	57,720.83	0.00	0.00	0.00	0.00	0.00	57,720.83	1,993,533.81	0.00	0.00	0.00	0.00	1,176,904.49	816,629.32	0.00	0.00	0.00	1,993,533.81
Non-Cash Availment Authority (NCAA)	0.00	0.00	0.00	0.00	0.00	0.00	0.00	0.00	0.00	0.00	0.00	0.00	0.00	0.00	0.00	0.00	0.00	0.00	0.00	0.00	0.00	0.00	0.00	0.00	0.00	0.00	0.00
Disbursements effected through outright deductions from claims (please specify...)	0.00	0.00	0.00	0.00	0.00	0.00	0.00	0.00	0.00	0.00	0.00	0.00	0.00	0.00	0.00	0.00	0.00	0.00	0.00	0.00	0.00	0.00	0.00	0.00	0.00	0.00	0.00
Overpayment of expenses(e.g. personnel benefits)	0.00	0.00	0.00	0.00	0.00	0.00	0.00	0.00	0.00	0.00	0.00	0.00	0.00	0.00	0.00	0.00	0.00	0.00	0.00	0.00	0.00	0.00	0.00	0.00	0.00	0.00	0.00
Restitution for loss of government property	0.00	0.00	0.00	0.00	0.00	0.00	0.00	0.00	0.00	0.00	0.00	0.00	0.00	0.00	0.00	0.00	0.00	0.00	0.00	0.00	0.00	0.00	0.00	0.00	0.00	0.00	0.00
Liquidated damages and similar claims	0.00	0.00	0.00	0.00	0.00	0.00	0.00	0.00	0.00	0.00	0.00	0.00	0.00	0.00	0.00	0.00	0.00	0.00	0.00	0.00	0.00	0.00	0.00	0.00	0.00	0.00	0.00
Others(TEF, BTR-Documentary Stamp Tax, etc.)	0.00	0.00	0.00	0.00	0.00	0.00	0.00	0.00	0.00	0.00	0.00	0.00	0.00	0.00	0.00	0.00	0.00	0.00	0.00	0.00	0.00	0.00	0.00	0.00	0.00	0.00	0.00
TOTAL NON-CASH DISBURSEMENTS	1,176,904.49	758,908.49	0.00	0.00	1,935,812.98	0.00	57,720.83	0.00	0.00	57,720.83	0.00	0.00	0.00	0.00	0.00	57,720.83	1,993,533.81	0.00	0.00	0.00	0.00	1,176,904.49	816,629.32	0.00	0.00	0.00	1,993,533.81
GRAND TOTAL	10,485,538.00	9,873,217.16	0.00	0.00	20,358,755.16	0.00	983,155.50	0.00	0.00	983,155.50	0.00	0.00	0.00	0.00	0.00	983,155.50	21,341,910.66	0.00	0.00	0.00	0.00	10,485,538.00	10,856,372.66	0.00	0.00	0.00	21,341,910.66

SUMMARY

Particulars	Previous Report	This Month	As at Date
(1)	(2)	(3)	(4)
Total Disbursement Authorities Received	35,578,486.55	21,376,682.02	56,955,168.57
NCA	26,737,000.00	16,419,000.00	43,156,000.00
NTA	0.00	0.00	0.00
Working Fund	5,793,555.96	2,964,148.21	8,757,704.17
TRA	3,047,930.59	1,993,533.81	5,041,464.40
CDC	0.00	0.00	0.00
NCAA	0.00	0.00	0.00
Less: Notice of Transfer of Allocations (NTA)* issued	0.00	0.00	0.00
Total Disbursement Authorities Available	35,578,486.55	21,376,682.02	56,955,168.57
Less:	0.00	0.00	0.00
Lapsed NCA	0.00	34,771.36	34,771.36
Disbursements	26,820,782.38	21,341,910.66	48,162,693.04
Less: Other Non-Cash Disbursements	0.00	0.00	0.00
Disbursements effected through outright deductions from claims	0.00	0.00	0.00
Overpayment of expenses(e.g. personnel benefits)	0.00	0.00	0.00
Restitution for loss of government property	0.00	0.00	0.00
Liquidated damages and similar claims	0.00	0.00	0.00
Others (e.g. TEF, BTR, Docs Stamp, etc.)	0.00	0.00	0.00
Add/Less: Adjustments (e.g. cancelled/staled checks)	0.00	0.00	0.00
Balance of Disbursement Authorities as at date	8,757,704.17	0.00	8,757,704.17
Total Disbursements Program	28,415,000.00	17,682,000.00	46,097,000.00
Less: *Actual Disbursements	26,820,782.38	21,341,910.66	48,162,693.04
(Over)/Under spending	1,594,217.62	(3,659,910.66)	(2,065,693.04)

Notes: \* The use of NTA is discouraged  
 Notes: \*\* Amounts should tally with the grand total disbursement (column 27).

  
 Catalina R. Caraan

Finance Head  
 Date:

  
 Maria Theresita L. Laranang

Director IV-Administrative Service  
 Date:

  
 Eleazar E. Ricote

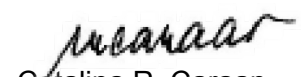
Deputy Executive Director  
 Date:


QUARTERLY REPORT OF REVENUE AND OTHER RECEIPTS

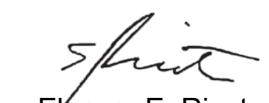
As at the Quarter Ending March 31, 2021

Department : National Economic and Development Authority (NEDA)  
 Agency : Public-Private Partnership Center of the Philippines  
 Operating Unit : < not applicable >  
 Organization Code (UACS) : 24 005 0000000  
 Fund Cluster : 05 - Internally Generated Funds

Classification/Sources of Revenue and Other Receipts	UACS CODE	REVENUE TARGET (Annual) per BESF	Actual Revenue and Other Receipts Collections					Cumulative Remittance/Deposits to Date			Variance		Remarks
			1st Quarter Ending March 31	2nd Quarter Ending June 30	3rd Quarter Ending Sept. 30	4th Quarter Ending Dec. 31	Total	Remittance to BTr	Deposited with AGDB	TOTAL	Amount	%	
1	2	3	4	5	6	7	8=[{6+(-)7}-8+9]	9	10	11=(9+10)	12=(8-3)	13=(12/3)	14
Internally Generated Funds		0.00	12,550.00	0.00	0.00	0.00	12,550.00	0.00	12,550.00	12,550.00	12,550.00	0 %	
Non-Revenue Collections/Other Receipts		0.00	12,550.00	0.00	0.00	0.00	12,550.00	0.00	12,550.00	12,550.00	12,550.00	0 %	
Cash Receipts		0.00	12,550.00	0.00	0.00	0.00	12,550.00	0.00	12,550.00	12,550.00	12,550.00	0 %	
Non-Tax		0.00	12,550.00	0.00	0.00	0.00	12,550.00	0.00	12,550.00	12,550.00	12,550.00	0 %	
Sale of Unserviceable Property	4060102000	0.00	12,550.00	0.00	0.00	0.00	12,550.00	0.00	12,550.00	12,550.00	12,550.00	0 %	
TOTAL		0.00	12,550.00	0.00	0.00	0.00	12,550.00	0.00	12,550.00	12,550.00	12,550.00	0 %	

  
 Catalina R. Caraan  
 Finance Head  
 Date:

  
 Maria Theresa L. Laranang  
 Director IV-Administrative Service  
 Date:


  
 Ejeazar E. Ricote  
 Deputy Executive Director  
 Date:


QUARTERLY REPORT OF REVENUE AND OTHER RECEIPTS

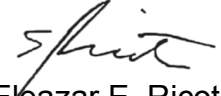
As at the Quarter Ending March 31, 2021

Department : National Economic and Development Authority (NEDA)  
 Agency : Public-Private Partnership Center of the Philippines  
 Operating Unit : < not applicable >  
 Organization Code (UACS) : 24 005 0000000  
 Fund Cluster : 07 - Trust Receipts

Classification/Sources of Revenue and Other Receipts	UACS CODE	REVENUE TARGET (Annual) per BESF	Actual Revenue and Other Receipts Collections					Cumulative Remittance/Deposits to Date			Variance		Remarks
			1st Quarter Ending March 31	2nd Quarter Ending June 30	3rd Quarter Ending Sept. 30	4th Quarter Ending Dec. 31	Total	Remittance to BTr	Deposited with AGDB	TOTAL	Amount	%	
1	2	3	4	5	6	7	8=[(6+(-)7)-8+9]	9	10	11=(9+10)	12=(8-3)	13=(12/3)	14
Trust Receipts		92,259,000.00	0.00	0.00	0.00	0.00	0.00	0.00	0.00	0.00	(92,259,000.00)	-100 %	
Trust Receipts Deposited with Authorized Government Depository Banks (AGDB)		92,259,000.00	0.00	0.00	0.00	0.00	0.00	0.00	0.00	0.00	(92,259,000.00)	-100 %	
Consultancy Services		92,259,000.00	0.00	0.00	0.00	0.00	0.00	0.00	0.00	0.00	(92,259,000.00)	-100 %	
TOTAL		92,259,000.00	0.00	0.00	0.00	0.00	0.00	0.00	0.00	0.00	(92,259,000.00)	-100 %	

  
 Catalina R. Caraan  
 Finance Head  
 Date:

  
 Maria Theresa L. Laranang  
 Director IV-Administrative Service  
 Date:

  
 Eleazar E. Ricote  
 Deputy Executive Director  
 Date: