

SUMMARY OF APPROPRIATIONS, ALLOTMENTS, OBLIGATIONS, DISBURSEMENTS AND BALANCES BY OBJECT OF EXPENDITURES

As at the Quarter Ending December 31, 2020

Department: National Economic and Development Authority (NEDA)
 Agency/Entity: Public-Private Partnership Center of the Philippines
 Operating Unit: < not applicable >
 Organization Code (UACS) : 24 005 0000000
 Fund Cluster: 01 Regular Agency Fund
 (e.g. UACS Fund Cluster: 01-Regular Agency Fund, 02-Foreign Assisted Projects Fund, 03-Special Account-Locally Funded/Domestic Grants Fund, and 04-Special Account-Foreign Assisted/Foreign Grants Fund)

	Current Year Appropriations
	Supplemental Appropriations
X	Continuing Appropriations

Particulars	UACS CODE	Appropriations			Allotments					Obligations					Disbursements					Balances				
		Authorized Appropriations	Adjustments (Transfer To/From, Modifications/Augmentations)	Adjusted Appropriations	Allotments Received	Adjustments (Reductions, Modifications/Augmentations)	Transfer To	Transfer From	Adjusted Allotments	1st Quarter Ending March 31	2nd Quarter Ending June 30	3rd Quarter Ending Sept. 30	4th Quarter Ending Dec. 31	TOTAL	1st Quarter Ending March 31	2nd Quarter Ending June 30	3rd Quarter Ending Sept. 30	4th Quarter Ending Dec. 31	TOTAL	Unreleased Appropriations	Unobligated Allotments	Unpaid Obligations (15-20)=(23+24)		
																						Due and Demandable	Not Yet Due and Demandable	
1	2	3	4	5=(3+4)	6	7	8	9	10=[(6+(-)7)-8+9]	11	12	13	14	15=(11+12+13+14)	16	17	18	19	20=(16+17+18+19)	21=(5-10)	22=(10-15)	23	24	
SUMMARY		5,880,688.89	0.00	5,880,688.89	5,880,688.89	(1,500,000.00)	0.00	0.00	4,380,688.89	8,000.00	0.00	0.00	0.00	8,000.00	8,000.00	0.00	0.00	0.00	8,000.00	1,500,000.00	4,372,688.89	0.00	0.00	
I. CONTINUING APPROPRIATIONS		5,880,688.89	0.00	5,880,688.89	5,880,688.89	(1,500,000.00)	0.00	0.00	4,380,688.89	8,000.00	0.00	0.00	0.00	8,000.00	8,000.00	0.00	0.00	0.00	8,000.00	1,500,000.00	4,372,688.89	0.00	0.00	
I. Agency Specific Budget		5,880,688.89	0.00	5,880,688.89	5,880,688.89	(1,500,000.00)	0.00	0.00	4,380,688.89	8,000.00	0.00	0.00	0.00	8,000.00	8,000.00	0.00	0.00	0.00	8,000.00	1,500,000.00	4,372,688.89	0.00	0.00	
Maintenance and Other Operating Expenses		5,842,841.61	0.00	5,842,841.61	5,842,841.61	(1,500,000.00)	0.00	0.00	4,342,841.61	8,000.00	0.00	0.00	0.00	8,000.00	8,000.00	0.00	0.00	0.00	8,000.00	1,500,000.00	4,334,841.61	0.00	0.00	
Traveling Expenses	5020100000	971,144.94	0.00	971,144.94	971,144.94	0.00	0.00	0.00	971,144.94	0.00	0.00	0.00	0.00	0.00	0.00	0.00	0.00	0.00	0.00	0.00	0.00	971,144.94	0.00	0.00
Traveling Expenses - Local	5020101000	854,348.90	0.00	854,348.90	854,348.90	0.00	0.00	0.00	854,348.90	0.00	0.00	0.00	0.00	0.00	0.00	0.00	0.00	0.00	0.00	0.00	0.00	854,348.90	0.00	0.00
Traveling Expenses - Foreign	5020102000	116,796.04	0.00	116,796.04	116,796.04	0.00	0.00	0.00	116,796.04	0.00	0.00	0.00	0.00	0.00	0.00	0.00	0.00	0.00	0.00	0.00	0.00	116,796.04	0.00	0.00
Training and Scholarship Expenses	5020200000	1,008,764.85	0.00	1,008,764.85	1,008,764.85	(500,000.00)	0.00	0.00	508,764.85	0.00	0.00	0.00	0.00	0.00	0.00	0.00	0.00	0.00	0.00	500,000.00	508,764.85	0.00	0.00	
Training Expenses	5020201000	1,008,764.85	0.00	1,008,764.85	1,008,764.85	(500,000.00)	0.00	0.00	508,764.85	0.00	0.00	0.00	0.00	0.00	0.00	0.00	0.00	0.00	0.00	500,000.00	508,764.85	0.00	0.00	
ICT Training Expenses	5020201001	8,869.00	0.00	8,869.00	8,869.00	0.00	0.00	0.00	8,869.00	0.00	0.00	0.00	0.00	0.00	0.00	0.00	0.00	0.00	0.00	0.00	8,869.00	0.00	0.00	
Training Expenses	5020201002	999,895.85	0.00	999,895.85	999,895.85	(500,000.00)	0.00	0.00	499,895.85	0.00	0.00	0.00	0.00	0.00	0.00	0.00	0.00	0.00	0.00	500,000.00	499,895.85	0.00	0.00	
Supplies and Materials Expenses	5020300000	655,849.37	0.00	655,849.37	655,849.37	0.00	0.00	0.00	655,849.37	0.00	0.00	0.00	0.00	0.00	0.00	0.00	0.00	0.00	0.00	0.00	655,849.37	0.00	0.00	
Office Supplies Expenses	5020301000	549,984.90	0.00	549,984.90	549,984.90	0.00	0.00	0.00	549,984.90	0.00	0.00	0.00	0.00	0.00	0.00	0.00	0.00	0.00	0.00	0.00	549,984.90	0.00	0.00	
ICT Office Supplies	5020301001	242,302.50	0.00	242,302.50	242,302.50	0.00	0.00	0.00	242,302.50	0.00	0.00	0.00	0.00	0.00	0.00	0.00	0.00	0.00	0.00	0.00	242,302.50	0.00	0.00	
Office Supplies Expenses	5020301002	307,682.40	0.00	307,682.40	307,682.40	0.00	0.00	0.00	307,682.40	0.00	0.00	0.00	0.00	0.00	0.00	0.00	0.00	0.00	0.00	0.00	307,682.40	0.00	0.00	
Fuel, Oil and Lubricants Expenses	5020309000	105,864.47	0.00	105,864.47	105,864.47	0.00	0.00	0.00	105,864.47	0.00	0.00	0.00	0.00	0.00	0.00	0.00	0.00	0.00	0.00	0.00	105,864.47	0.00	0.00	
Communication Expenses	5020500000	391,388.82	0.00	391,388.82	391,388.82	0.00	0.00	0.00	391,388.82	0.00	0.00	0.00	0.00	0.00	0.00	0.00	0.00	0.00	0.00	0.00	391,388.82	0.00	0.00	
Telephone Expenses	5020502000	391,388.82	0.00	391,388.82	391,388.82	0.00	0.00	0.00	391,388.82	0.00	0.00	0.00	0.00	0.00	0.00	0.00	0.00	0.00	0.00	0.00	391,388.82	0.00	0.00	
Mobile	5020502001	294,948.41	0.00	294,948.41	294,948.41	0.00	0.00	0.00	294,948.41	0.00	0.00	0.00	0.00	0.00	0.00	0.00	0.00	0.00	0.00	0.00	294,948.41	0.00	0.00	
Landline	5020502002	96,440.41	0.00	96,440.41	96,440.41	0.00	0.00	0.00	96,440.41	0.00	0.00	0.00	0.00	0.00	0.00	0.00	0.00	0.00	0.00	0.00	96,440.41	0.00	0.00	
Confidential, Intelligence and Extraordinary Expenses	5021000000	94,084.14	0.00	94,084.14	94,084.14	0.00	0.00	0.00	94,084.14	0.00	0.00	0.00	0.00	0.00	0.00	0.00	0.00	0.00	0.00	0.00	94,084.14	0.00	0.00	
Extraordinary and Miscellaneous Expenses	5021003000	94,084.14	0.00	94,084.14	94,084.14	0.00	0.00	0.00	94,084.14	0.00	0.00	0.00	0.00	0.00	0.00	0.00	0.00	0.00	0.00	0.00	94,084.14	0.00	0.00	
Professional Services	5021100000	758,558.20	0.00	758,558.20	758,558.20	(500,000.00)	0.00	0.00	258,558.20	3,000.00	0.00	0.00	0.00	3,000.00	3,000.00	0.00	0.00	0.00	3,000.00	500,000.00	255,558.20	0.00	0.00	
Legal Services	5021101000	14,100.00	0.00	14,100.00	14,100.00	0.00	0.00	0.00	14,100.00	0.00	0.00	0.00	0.00	0.00	0.00	0.00	0.00	0.00	0.00	0.00	14,100.00	0.00	0.00	
Consultancy Services	5021103000	641,406.51	0.00	641,406.51	641,406.51	(500,000.00)	0.00	0.00	141,406.51	0.00	0.00	0.00	0.00	0.00	0.00	0.00	0.00	0.00	0.00	500,000.00	141,406.51	0.00	0.00	
Consultancy Services	5021103002	641,406.51	0.00	641,406.51	641,406.51	(500,000.00)	0.00	0.00	141,406.51	0.00	0.00	0.00	0.00	0.00	0.00	0.00	0.00	0.00	0.00	500,000.00	141,406.51	0.00	0.00	
Other Professional Services	5021199000	103,051.69	0.00	103,051.69	103,051.69	0.00	0.00	0.00	103,051.69	3,000.00	0.00	0.00	0.00	3,000.00	3,000.00	0.00	0.00	0.00	3,000.00	0.00	100,051.69	0.00	0.00	

Department: National Economic and Development Authority (NEDA)
 Agency/Entity: Public-Private Partnership Center of the Philippines
 Operating Unit: < not applicable >
 Organization Code (UACS) : 24 005 0000000
 Fund Cluster: 01 Regular Agency Fund
 (e.g. UACS Fund Cluster: 01-Regular Agency Fund, 02-Foreign Assisted Projects Fund, 03-Special Account-Locally Funded/Domestic Grants Fund, and 04-Special Account-Foreign Assisted/Foreign Grants Fund)


	Current Year Appropriations
	Supplemental Appropriations
X	Continuing Appropriations


Particulars	UACS CODE	Appropriations			Allotments					Obligations					Disbursements					Balances			
		Authorized Appropriations	Adjustments (Transfer To/From, Modifications/Augmentations)	Adjusted Appropriations	Allotments Received	Adjustments (Reductions, Modifications/Augmentations)	Transfer To	Transfer From	Adjusted Allotments	1st Quarter Ending March 31	2nd Quarter Ending June 30	3rd Quarter Ending Sept. 30	4th Quarter Ending Dec. 31	TOTAL	1st Quarter Ending March 31	2nd Quarter Ending June 30	3rd Quarter Ending Sept. 30	4th Quarter Ending Dec. 31	TOTAL	Unreleased Appropriations	Unobligated Allotments	Unpaid Obligations (15-20)=(23+24)	
																						Due and Demandable	Not Yet Due and Demandable
1	2	3	4	5=(3+4)	6	7	8	9	10=[(6+(-)7)-8+9]	11	12	13	14	15=(11+12+13+14)	16	17	18	19	20=(16+17+18+19)	21=(5-10)	22=(10-15)	23	24
General Services	5021200000	202,158.49	0.00	202,158.49	202,158.49	0.00	0.00	0.00	202,158.49	0.00	0.00	0.00	0.00	0.00	0.00	0.00	0.00	0.00	0.00	0.00	202,158.49	0.00	0.00
Janitorial Services	5021202000	9,500.75	0.00	9,500.75	9,500.75	0.00	0.00	0.00	9,500.75	0.00	0.00	0.00	0.00	0.00	0.00	0.00	0.00	0.00	0.00	0.00	9,500.75	0.00	0.00
Other General Services	5021299000	192,657.74	0.00	192,657.74	192,657.74	0.00	0.00	0.00	192,657.74	0.00	0.00	0.00	0.00	0.00	0.00	0.00	0.00	0.00	0.00	0.00	192,657.74	0.00	0.00
Other General Services	5021299099	192,657.74	0.00	192,657.74	192,657.74	0.00	0.00	0.00	192,657.74	0.00	0.00	0.00	0.00	0.00	0.00	0.00	0.00	0.00	0.00	0.00	192,657.74	0.00	0.00
Repairs and Maintenance	5021300000	435,840.94	0.00	435,840.94	435,840.94	0.00	0.00	0.00	435,840.94	5,000.00	0.00	0.00	0.00	5,000.00	5,000.00	0.00	0.00	0.00	5,000.00	0.00	430,840.94	0.00	0.00
Repairs and Maintenance - Buildings and Other Structures	5021304000	115,538.45	0.00	115,538.45	115,538.45	0.00	0.00	0.00	115,538.45	0.00	0.00	0.00	0.00	0.00	0.00	0.00	0.00	0.00	0.00	0.00	115,538.45	0.00	0.00
Buildings	5021304001	115,538.45	0.00	115,538.45	115,538.45	0.00	0.00	0.00	115,538.45	0.00	0.00	0.00	0.00	0.00	0.00	0.00	0.00	0.00	0.00	0.00	115,538.45	0.00	0.00
Repairs and Maintenance - Machinery and Equipment	5021305000	320,302.49	0.00	320,302.49	320,302.49	0.00	0.00	0.00	320,302.49	5,000.00	0.00	0.00	0.00	5,000.00	5,000.00	0.00	0.00	0.00	5,000.00	0.00	315,302.49	0.00	0.00
Office Equipment	5021305002	28,952.43	0.00	28,952.43	28,952.43	0.00	0.00	0.00	28,952.43	0.00	0.00	0.00	0.00	0.00	0.00	0.00	0.00	0.00	0.00	0.00	28,952.43	0.00	0.00
Information and Communication Technology Equipment	5021305003	291,350.06	0.00	291,350.06	291,350.06	0.00	0.00	0.00	291,350.06	5,000.00	0.00	0.00	0.00	5,000.00	5,000.00	0.00	0.00	0.00	5,000.00	0.00	286,350.06	0.00	0.00
Taxes, Insurance Premiums and Other Fees	5021500000	46.69	0.00	46.69	46.69	0.00	0.00	0.00	46.69	0.00	0.00	0.00	0.00	0.00	0.00	0.00	0.00	0.00	0.00	0.00	46.69	0.00	0.00
Taxes, Duties and Licenses	5021501000	46.69	0.00	46.69	46.69	0.00	0.00	0.00	46.69	0.00	0.00	0.00	0.00	0.00	0.00	0.00	0.00	0.00	0.00	0.00	46.69	0.00	0.00
Taxes, Duties and Licenses	5021501001	46.69	0.00	46.69	46.69	0.00	0.00	0.00	46.69	0.00	0.00	0.00	0.00	0.00	0.00	0.00	0.00	0.00	0.00	0.00	46.69	0.00	0.00
Other Maintenance and Operating Expenses	5029900000	1,325,005.17	0.00	1,325,005.17	1,325,005.17	(500,000.00)	0.00	0.00	825,005.17	0.00	0.00	0.00	0.00	0.00	0.00	0.00	0.00	0.00	0.00	500,000.00	825,005.17	0.00	0.00
Advertising Expenses	5029901000	48,063.90	0.00	48,063.90	48,063.90	0.00	0.00	0.00	48,063.90	0.00	0.00	0.00	0.00	0.00	0.00	0.00	0.00	0.00	0.00	0.00	48,063.90	0.00	0.00
Printing and Publication Expenses	5029902000	138,760.00	0.00	138,760.00	138,760.00	0.00	0.00	0.00	138,760.00	0.00	0.00	0.00	0.00	0.00	0.00	0.00	0.00	0.00	0.00	0.00	138,760.00	0.00	0.00
Representation Expenses	5029903000	509,748.27	0.00	509,748.27	509,748.27	0.00	0.00	0.00	509,748.27	0.00	0.00	0.00	0.00	0.00	0.00	0.00	0.00	0.00	0.00	0.00	509,748.27	0.00	0.00
Transportation and Delivery Expenses	5029904000	16,684.00	0.00	16,684.00	16,684.00	0.00	0.00	0.00	16,684.00	0.00	0.00	0.00	0.00	0.00	0.00	0.00	0.00	0.00	0.00	0.00	16,684.00	0.00	0.00
Rent/Lease Expenses	5029905000	555,000.00	0.00	555,000.00	555,000.00	(500,000.00)	0.00	0.00	55,000.00	0.00	0.00	0.00	0.00	0.00	0.00	0.00	0.00	0.00	0.00	500,000.00	55,000.00	0.00	0.00
Rents - Equipment	5029905004	555,000.00	0.00	555,000.00	555,000.00	(500,000.00)	0.00	0.00	55,000.00	0.00	0.00	0.00	0.00	0.00	0.00	0.00	0.00	0.00	0.00	500,000.00	55,000.00	0.00	0.00
Subscription Expenses	5029907000	56,749.00	0.00	56,749.00	56,749.00	0.00	0.00	0.00	56,749.00	0.00	0.00	0.00	0.00	0.00	0.00	0.00	0.00	0.00	0.00	0.00	56,749.00	0.00	0.00
Other Subscription Expenses	5029907099	56,749.00	0.00	56,749.00	56,749.00	0.00	0.00	0.00	56,749.00	0.00	0.00	0.00	0.00	0.00	0.00	0.00	0.00	0.00	0.00	0.00	56,749.00	0.00	0.00
Capital Outlays		37,847.28	0.00	37,847.28	37,847.28	0.00	0.00	0.00	37,847.28	0.00	0.00	0.00	0.00	0.00	0.00	0.00	0.00	0.00	0.00	0.00	37,847.28	0.00	0.00
Property, Plant and Equipment Outlay	5060400000	32,300.16	0.00	32,300.16	32,300.16	0.00	0.00	0.00	32,300.16	0.00	0.00	0.00	0.00	0.00	0.00	0.00	0.00	0.00	0.00	0.00	32,300.16	0.00	0.00
Machinery and Equipment Outlay	5060405000	32,300.16	0.00	32,300.16	32,300.16	0.00	0.00	0.00	32,300.16	0.00	0.00	0.00	0.00	0.00	0.00	0.00	0.00	0.00	0.00	0.00	32,300.16	0.00	0.00
Information and Communication Technology Equipment	5060405003	32,299.16	0.00	32,299.16	32,299.16	0.00	0.00	0.00	32,299.16	0.00	0.00	0.00	0.00	0.00	0.00	0.00	0.00	0.00	0.00	0.00	32,299.16	0.00	0.00
Communication Equipment	5060405007	1.00	0.00	1.00	1.00	0.00	0.00	0.00	1.00	0.00	0.00	0.00	0.00	0.00	0.00	0.00	0.00	0.00	0.00	0.00	1.00	0.00	0.00
Intangible Assets Outlay	5060600000	5,547.12	0.00	5,547.12	5,547.12	0.00	0.00	0.00	5,547.12	0.00	0.00	0.00	0.00	0.00	0.00	0.00	0.00	0.00	0.00	0.00	5,547.12	0.00	0.00
Computer Software	5060602000	5,547.12	0.00	5,547.12	5,547.12	0.00	0.00	0.00	5,547.12	0.00	0.00	0.00	0.00	0.00	0.00	0.00	0.00	0.00	0.00	0.00	5,547.12	0.00	0.00
GRAND TOTAL		5,880,688.89	0.00	5,880,688.89	5,880,688.89	(1,500,000.00)	0.00	0.00	4,380,688.89	8,000.00	0.00	0.00	0.00	8,000.00	8,000.00	0.00	0.00	0.00	8,000.00	1,500,000.00	4,372,688.89	0.00	0.00


Department: National Economic and Development Authority (NEDA)
 Agency/Entity: Public-Private Partnership Center of the Philippines
 Operating Unit: < not applicable >
 Organization Code (UACS) : 24 005 0000000
 Fund Cluster: 01 Regular Agency Fund
 (e.g. UACS Fund Cluster: 01-Regular Agency Fund, 02-Foreign Assisted Projects Fund, 03-Special Account-Locally Funded/Domestic Grants Fund, and 04-Special Account-Foreign Assisted/Foreign Grants Fund)

	Current Year Appropriations
	Supplemental Appropriations
X	Continuing Appropriations

Particulars	UACS CODE	Appropriations			Allotments					Obligations					Disbursements					Balances			
		Authorized Appropriations	Adjustments (Transfer To/From, Modifications/ Augmentations)	Adjusted Appropriations	Allotments Received	Adjustments (Reductions, Modifications/ Augmentations)	Transfer To	Transfer From	Adjusted Allotments	1st Quarter Ending March 31	2nd Quarter Ending June 30	3rd Quarter Ending Sept. 30	4th Quarter Ending Dec. 31	TOTAL	1st Quarter Ending March 31	2nd Quarter Ending June 30	3rd Quarter Ending Sept. 30	4th Quarter Ending Dec. 31	TOTAL	Unreleased Appropriations	Unobligated Allotments	Unpaid Obligations (15-20)=(23+24)	
																						Due and Demandable	Not Yet Due and Demandable
1	2	3	4	5=(3+4)	6	7	8	9	10=[(6+(-)7) -8+9]	11	12	13	14	15=(11+12+13+14)	16	17	18	19	20=(16+17+18+19)	21=(5-10)	22=(10-15)	23	24


 Roselyn A. Adami
 Budget Officer
 Date:


 Catalina R. Caraan
 Finance Head
 Date:


 Maria Theresa L. Laranang
 Director IV-Administrative Service
 Date:

Eleazar E. Ricote
 Deputy Executive Director
 Date: