

STATEMENT OF APPROPRIATIONS, ALLOTMENTS, OBLIGATIONS, DISBURSEMENTS AND BALANCES

As at the Quarter Ending December 31, 2020

Department : National Economic and Development Authority (NEDA)  
 Agency/Entity : Public-Private Partnership Center of the Philippines  
 Operating Unit : < not applicable >  
 Organization Code (UACS) : 24 005 0000000  
 Fund Cluster : 01 Regular Agency Fund  
 (e.g. UACS Fund Cluster: 01-Regular Agency Fund, 02-Foreign Assisted Projects Fund, 03-Special Account-Locally Funded/Domestic Grants Fund, and 04-Special Account-Foreign Assisted/Foreign Grants Fund)

X	Current Year Appropriations
	Supplemental Appropriations
	Continuing Appropriations

Particulars	UACS CODE	Appropriations			Allotments					Current Year Obligations					Current Year Disbursements					Balances			
		Authorized Appropriations	Adjustments (Transfer To/From, Modifications/)	Adjusted Appropriations	Allotments Received	Adjustments (Reductions, Modifications/)	Transfer To	Transfer From	Adjusted Total Allotments	1st Quarter Ending March 31	2nd Quarter Ending June 30	3rd Quarter Ending Sept. 30	4th Quarter Ending Dec. 31	TOTAL	1st Quarter Ending March 31	2nd Quarter Ending June 30	3rd Quarter Ending Sept. 30	4th Quarter Ending Dec. 31	TOTAL	Unreleased Appro	Unobligated Allotments	Unpaid Obligations	
																						Due and Demandable	Not Yet Due and Demandable
1	2	3	4	5=(3+4)	6	7	8	9	10=[(6+(-)7)-8+9]	11	12	13	14	15=(11+12+13+14)	16	17	18	19	20=(16+17+18+19)	21	22	23	24
I. Agency Specific Budget		193,477,000.00	(9,512,200.00)	183,964,800.00	183,964,800.00	0.00	0.00	0.00	183,964,800.00	50,131,038.41	37,516,318.83	41,375,958.09	34,679,502.94	163,702,818.27	44,333,341.83	38,577,635.57	40,726,107.97	34,004,322.58	157,641,407.95	0.00	20,261,981.73	2,129,735.32	3,931,675.00
General Administration and Support	1000000000000000	93,386,000.00	(3,307,600.00)	90,078,400.00	90,078,400.00	0.00	0.00	0.00	90,078,400.00	23,362,594.52	21,351,240.24	22,995,376.58	9,177,579.60	76,886,790.94	18,364,897.94	22,383,706.98	24,032,585.36	9,600,210.34	74,381,400.62	0.00	13,191,609.06	836,285.32	1,669,105.00
General Management and Supervision	100000100001000	93,386,000.00	(3,307,600.00)	90,078,400.00	90,078,400.00	0.00	0.00	0.00	90,078,400.00	23,362,594.52	21,351,240.24	22,995,376.58	9,177,579.60	76,886,790.94	18,364,897.94	22,383,706.98	24,032,585.36	9,600,210.34	74,381,400.62	0.00	13,191,609.06	836,285.32	1,669,105.00
PS		32,610,000.00	0.00	32,610,000.00	32,610,000.00	0.00	0.00	0.00	32,610,000.00	8,620,109.93	10,248,418.54	11,230,632.00	2,510,839.53	32,610,000.00	8,620,109.93	10,248,418.54	11,158,526.00	2,582,945.53	32,610,000.00	0.00	0.00	0.00	0.00
MOOE		60,776,000.00	(3,307,600.00)	57,468,400.00	57,468,400.00	0.00	0.00	0.00	57,468,400.00	14,742,484.59	11,102,821.70	11,764,744.58	6,666,740.07	44,276,790.94	9,744,788.01	12,135,288.44	12,874,059.36	7,017,264.81	41,771,400.62	0.00	13,191,609.06	836,285.32	1,669,105.00
Sub-Total, General Administration and Support		93,386,000.00	(3,307,600.00)	90,078,400.00	90,078,400.00	0.00	0.00	0.00	90,078,400.00	23,362,594.52	21,351,240.24	22,995,376.58	9,177,579.60	76,886,790.94	18,364,897.94	22,383,706.98	24,032,585.36	9,600,210.34	74,381,400.62	0.00	13,191,609.06	836,285.32	1,669,105.00
PS		32,610,000.00	0.00	32,610,000.00	32,610,000.00	0.00	0.00	0.00	32,610,000.00	8,620,109.93	10,248,418.54	11,230,632.00	2,510,839.53	32,610,000.00	8,620,109.93	10,248,418.54	11,158,526.00	2,582,945.53	32,610,000.00	0.00	0.00	0.00	0.00
MOOE		60,776,000.00	(3,307,600.00)	57,468,400.00	57,468,400.00	0.00	0.00	0.00	57,468,400.00	14,742,484.59	11,102,821.70	11,764,744.58	6,666,740.07	44,276,790.94	9,744,788.01	12,135,288.44	12,874,059.36	7,017,264.81	41,771,400.62	0.00	13,191,609.06	836,285.32	1,669,105.00
FinEx (if Applicable)		0.00	0.00	0.00	0.00	0.00	0.00	0.00	0.00	0.00	0.00	0.00	0.00	0.00	0.00	0.00	0.00	0.00	0.00	0.00	0.00	0.00	0.00
CO		0.00	0.00	0.00	0.00	0.00	0.00	0.00	0.00	0.00	0.00	0.00	0.00	0.00	0.00	0.00	0.00	0.00	0.00	0.00	0.00	0.00	0.00
Operations	3000000000000000	100,091,000.00	(6,204,600.00)	93,886,400.00	93,886,400.00	0.00	0.00	0.00	93,886,400.00	26,768,443.89	16,165,078.59	18,380,581.51	25,501,923.34	86,816,027.33	25,968,443.89	16,193,928.59	16,693,522.61	24,404,112.24	83,260,007.33	0.00	7,070,372.67	1,293,450.00	2,262,570.00
OO : Greater private sector participation thru Public-Private Partnership to accelerate provision of safe, efficient, reliable and sustainable infrastructure and development projects		100,091,000.00	(6,204,600.00)	93,886,400.00	93,886,400.00	0.00	0.00	0.00	93,886,400.00	26,768,443.89	16,165,078.59	18,380,581.51	25,501,923.34	86,816,027.33	25,968,443.89	16,193,928.59	16,693,522.61	24,404,112.24	83,260,007.33	0.00	7,070,372.67	1,293,450.00	2,262,570.00
PUBLIC-PRIVATE PARTNERSHIP MANAGEMENT PROGRAM		100,091,000.00	(6,204,600.00)	93,886,400.00	93,886,400.00	0.00	0.00	0.00	93,886,400.00	26,768,443.89	16,165,078.59	18,380,581.51	25,501,923.34	86,816,027.33	25,968,443.89	16,193,928.59	16,693,522.61	24,404,112.24	83,260,007.33	0.00	7,070,372.67	1,293,450.00	2,262,570.00
Project Development and Advisory Assistance	310100100001000	8,974,000.00	(89,900.00)	8,884,100.00	8,884,100.00	0.00	0.00	0.00	8,884,100.00	4,658,036.91	3,400,160.11	64,228.77	135,904.55	8,258,330.34	4,658,036.91	3,387,660.11	72,576.77	140,056.55	8,258,330.34	0.00	625,769.66	0.00	0.00
PS		7,790,000.00	0.00	7,790,000.00	7,790,000.00	0.00	0.00	0.00	7,790,000.00	4,468,839.89	3,321,160.11	0.00	0.00	7,790,000.00	4,468,839.89	3,321,160.11	0.00	0.00	7,790,000.00	0.00	0.00	0.00	0.00
MOOE		1,184,000.00	(89,900.00)	1,094,100.00	1,094,100.00	0.00	0.00	0.00	1,094,100.00	189,197.02	79,000.00	64,228.77	135,904.55	468,330.34	189,197.02	66,500.00	72,576.77	140,056.55	468,330.34	0.00	625,769.66	0.00	0.00
Management and Administration of the Project Development and Monitoring Facility (PDMF) Funds	310100100002000	10,624,000.00	(112,500.00)	10,511,500.00	10,511,500.00	0.00	0.00	0.00	10,511,500.00	4,279,445.91	3,375,934.89	2,527,546.67	173,260.84	10,356,188.31	4,279,445.91	3,367,034.89	2,529,640.17	180,067.34	10,356,188.31	0.00	155,311.69	0.00	0.00
PS		10,073,000.00	0.00	10,073,000.00	10,073,000.00	0.00	0.00	0.00	10,073,000.00	4,235,409.55	3,310,216.71	2,473,690.17	53,683.57	10,073,000.00	4,235,409.55	3,310,216.71	2,473,690.17	53,683.57	10,073,000.00	0.00	0.00	0.00	0.00
MOOE		551,000.00	(112,500.00)	438,500.00	438,500.00	0.00	0.00	0.00	438,500.00	44,036.36	65,718.18	53,856.50	119,577.27	283,188.31	44,036.36	56,818.18	55,950.00	126,383.77	283,188.31	0.00	155,311.69	0.00	0.00
Public-Private Partnership Policy Formulation and Advocacy, and Project Monitoring and Evaluation	310100100003000	19,864,000.00	(764,200.00)	19,099,800.00	19,099,800.00	0.00	0.00	0.00	19,099,800.00	8,524,065.57	1,507,059.60	3,950,473.45	4,561,827.65	18,543,426.27	8,124,065.57	1,893,059.60	3,964,473.45	4,561,827.65	18,543,426.27	0.00	556,373.73	0.00	0.00
PS		17,869,000.00	0.00	17,869,000.00	17,869,000.00	0.00	0.00	0.00	17,869,000.00	7,842,275.94	1,874,636.95	3,860,925.73	4,291,161.38	17,869,000.00	7,842,275.94	1,874,636.95	3,860,925.73	4,291,161.38	17,869,000.00	0.00	0.00	0.00	0.00
MOOE		1,995,000.00	(764,200.00)	1,230,800.00	1,230,800.00	0.00	0.00	0.00	1,230,800.00	681,789.63	(367,577.35)	89,547.72	270,666.27	674,426.27	281,789.63	18,422.65	103,547.72	270,666.27	674,426.27	0.00	556,373.73	0.00	0.00
Provision of Capacity Building, Knowledge Management Services, Legal Services and ICT Services	310100100004000	60,629,000.00	(5,238,000.00)	55,391,000.00	55,391,000.00	0.00	0.00	0.00	55,391,000.00	9,306,895.50	7,881,923.99	11,838,332.62	20,630,930.30	49,658,082.41	8,906,895.50	7,546,173.99	10,126,832.22	19,522,160.70	46,102,062.41	0.00	5,732,917.59	1,293,450.00	2,262,570.00
PS		30,013,000.00	0.00	30,013,000.00	30,013,000.00	0.00	0.00	0.00	30,013,000.00	7,842,275.94	7,208,849.69	5,998,395.08	8,963,479.29	30,013,000.00	7,842,275.94	7,208,849.69	5,998,395.08	8,963,479.29	30,013,000.00	0.00	0.00	0.00	0.00

Department : National Economic and Development Authority (NEDA)  
 Agency/Entity : Public-Private Partnership Center of the Philippines  
 Operating Unit : < not applicable >  
 Organization Code (UACS) : 24 005 0000000  
 Fund Cluster : 01 Regular Agency Fund  
 (e.g. UACS Fund Cluster: 01-Regular Agency Fund, 02-Foreign Assisted Projects Fund, 03-Special Account-Locally Funded/Domestic Grants Fund, and 04-Special Account-Foreign Assisted/Foreign Grants Fund)

X	Current Year Appropriations
	Supplemental Appropriations
	Continuing Appropriations


Particulars	UACS CODE	Appropriations			Allotments					Current Year Obligations					Current Year Disbursements					Balances			
		Authorized Appropriations	Adjustments (Transfer To/From, Modifications/)	Adjusted Appropriations	Allotments Received	Adjustments (Reductions, Modifications/)	Transfer To	Transfer From	Adjusted Total Allotments	1st Quarter Ending March 31	2nd Quarter Ending June 30	3rd Quarter Ending Sept. 30	4th Quarter Ending Dec. 31	TOTAL	1st Quarter Ending March 31	2nd Quarter Ending June 30	3rd Quarter Ending Sept. 30	4th Quarter Ending Dec. 31	TOTAL	Unreleased Appro	Unobligated Allotments	Unpaid Obligations	
																						Due and Demandable	Not Yet Due and Demandable
1	2	3	4	5=(3+4)	6	7	8	9	10=[(6+(-)7)-8+9]	11	12	13	14	15=(11+12+13+14)	16	17	18	19	20=(16+17+18+19)	21	22	23	24
MOOE		21,295,000.00	(4,303,100.00)	16,991,900.00	16,991,900.00	0.00	0.00	0.00	16,991,900.00	681,789.63	620,658.30	5,020,822.36	5,612,994.12	11,936,264.41	281,789.63	284,908.30	3,309,321.96	6,532,494.52	10,408,514.41	0.00	5,055,635.59	1,293,450.00	234,300.00
CO		9,321,000.00	(934,900.00)	8,386,100.00	8,386,100.00	0.00	0.00	0.00	8,386,100.00	782,829.93	52,416.00	819,115.18	6,054,456.89	7,708,818.00	782,829.93	52,416.00	819,115.18	4,026,186.89	5,680,548.00	0.00	677,282.00	0.00	2,028,270.00
Sub-Total, Operations		100,091,000.00	(6,204,600.00)	93,886,400.00	93,886,400.00	0.00	0.00	0.00	93,886,400.00	26,768,443.89	16,165,078.59	18,380,581.51	25,501,923.34	86,816,027.33	25,968,443.89	16,193,928.59	16,693,522.61	24,404,112.24	83,260,007.33	0.00	7,070,372.67	1,293,450.00	2,262,570.00
PS		65,745,000.00	0.00	65,745,000.00	65,745,000.00	0.00	0.00	0.00	65,745,000.00	24,388,801.32	15,714,863.46	12,333,010.98	13,308,324.24	65,745,000.00	24,388,801.32	15,714,863.46	12,333,010.98	13,308,324.24	65,745,000.00	0.00	0.00	0.00	0.00
MOOE		25,025,000.00	(5,269,700.00)	19,755,300.00	19,755,300.00	0.00	0.00	0.00	19,755,300.00	1,596,812.64	397,799.13	5,228,455.35	6,139,142.21	13,362,209.33	796,812.64	426,649.13	3,541,396.45	7,069,601.11	11,834,459.33	0.00	6,393,090.67	1,293,450.00	234,300.00
FinEx (if Applicable)		0.00	0.00	0.00	0.00	0.00	0.00	0.00	0.00	0.00	0.00	0.00	0.00	0.00	0.00	0.00	0.00	0.00	0.00	0.00	0.00	0.00	0.00
CO		9,321,000.00	(934,900.00)	8,386,100.00	8,386,100.00	0.00	0.00	0.00	8,386,100.00	782,829.93	52,416.00	819,115.18	6,054,456.89	7,708,818.00	782,829.93	52,416.00	819,115.18	4,026,186.89	5,680,548.00	0.00	677,282.00	0.00	2,028,270.00
Sub-Total, I. Agency Specific Budget		193,477,000.00	(9,512,200.00)	183,964,800.00	183,964,800.00	0.00	0.00	0.00	183,964,800.00	50,131,038.41	37,516,318.83	41,375,958.09	34,679,502.94	163,702,818.27	44,333,341.83	38,577,635.57	40,726,107.97	34,004,322.58	157,641,407.95	0.00	20,261,981.73	2,129,735.32	3,931,675.00
PS		98,355,000.00	0.00	98,355,000.00	98,355,000.00	0.00	0.00	0.00	98,355,000.00	33,008,911.25	25,963,282.00	23,563,642.98	15,819,163.77	98,355,000.00	33,008,911.25	25,963,282.00	23,491,536.98	15,891,269.77	98,355,000.00	0.00	0.00	0.00	0.00
MOOE		85,801,000.00	(8,577,300.00)	77,223,700.00	77,223,700.00	0.00	0.00	0.00	77,223,700.00	16,339,297.23	11,500,620.83	16,993,199.93	12,805,882.28	57,639,000.27	10,541,600.65	12,561,937.57	16,415,455.81	14,086,865.92	53,605,859.95	0.00	19,584,699.73	2,129,735.32	1,903,405.00
FinEx (if Applicable)		0.00	0.00	0.00	0.00	0.00	0.00	0.00	0.00	0.00	0.00	0.00	0.00	0.00	0.00	0.00	0.00	0.00	0.00	0.00	0.00	0.00	0.00
CO		9,321,000.00	(934,900.00)	8,386,100.00	8,386,100.00	0.00	0.00	0.00	8,386,100.00	782,829.93	52,416.00	819,115.18	6,054,456.89	7,708,818.00	782,829.93	52,416.00	819,115.18	4,026,186.89	5,680,548.00	0.00	677,282.00	0.00	2,028,270.00
II. Automatic Appropriations		9,082,000.00	(5,913,197.00)	3,168,803.00	9,979,803.00	(6,811,000.00)	0.00	0.00	3,168,803.00	2,388,495.33	118,504.67	0.00	661,802.86	3,168,802.86	2,388,495.33	118,504.67	0.00	661,802.86	3,168,802.86	0.00	0.14	0.00	0.00
Specific Budgets of National Government Agencies		9,082,000.00	(5,913,197.00)	3,168,803.00	9,979,803.00	(6,811,000.00)	0.00	0.00	3,168,803.00	2,388,495.33	118,504.67	0.00	661,802.86	3,168,802.86	2,388,495.33	118,504.67	0.00	661,802.86	3,168,802.86	0.00	0.14	0.00	0.00
Retirement and Life Insurance Premiums		9,082,000.00	(5,913,197.00)	3,168,803.00	9,979,803.00	(6,811,000.00)	0.00	0.00	3,168,803.00	2,388,495.33	118,504.67	0.00	661,802.86	3,168,802.86	2,388,495.33	118,504.67	0.00	661,802.86	3,168,802.86	0.00	0.14	0.00	0.00
PS		9,082,000.00	(5,913,197.00)	3,168,803.00	9,979,803.00	(6,811,000.00)	0.00	0.00	3,168,803.00	2,388,495.33	118,504.67	0.00	661,802.86	3,168,802.86	2,388,495.33	118,504.67	0.00	661,802.86	3,168,802.86	0.00	0.14	0.00	0.00
Sub-total II. Automatic Appropriations		9,082,000.00	(5,913,197.00)	3,168,803.00	9,979,803.00	(6,811,000.00)	0.00	0.00	3,168,803.00	2,388,495.33	118,504.67	0.00	661,802.86	3,168,802.86	2,388,495.33	118,504.67	0.00	661,802.86	3,168,802.86	0.00	0.14	0.00	0.00
PS		9,082,000.00	(5,913,197.00)	3,168,803.00	9,979,803.00	(6,811,000.00)	0.00	0.00	3,168,803.00	2,388,495.33	118,504.67	0.00	661,802.86	3,168,802.86	2,388,495.33	118,504.67	0.00	661,802.86	3,168,802.86	0.00	0.14	0.00	0.00
MOOE		0.00	0.00	0.00	0.00	0.00	0.00	0.00	0.00	0.00	0.00	0.00	0.00	0.00	0.00	0.00	0.00	0.00	0.00	0.00	0.00	0.00	0.00
FinEx		0.00	0.00	0.00	0.00	0.00	0.00	0.00	0.00	0.00	0.00	0.00	0.00	0.00	0.00	0.00	0.00	0.00	0.00	0.00	0.00	0.00	0.00
CO		0.00	0.00	0.00	0.00	0.00	0.00	0.00	0.00	0.00	0.00	0.00	0.00	0.00	0.00	0.00	0.00	0.00	0.00	0.00	0.00	0.00	0.00
III. Special Purpose Fund		0.00	15,920,229.00	15,920,229.00	0.00	15,920,229.00	0.00	0.00	15,920,229.00	0.00	1,509,034.15	3,868,699.01	9,749,505.62	15,127,238.78	0.00	1,509,034.15	3,868,699.01	9,498,507.77	14,876,240.93	0.00	792,990.22	250,997.85	0.00
Miscellaneous Personnel Benefits Fund		0.00	15,920,229.00	15,920,229.00	0.00	15,920,229.00	0.00	0.00	15,920,229.00	0.00	1,509,034.15	3,868,699.01	9,749,505.62	15,127,238.78	0.00	1,509,034.15	3,868,699.01	9,498,507.77	14,876,240.93	0.00	792,990.22	250,997.85	0.00
PS		0.00	15,920,229.00	15,920,229.00	0.00	15,920,229.00	0.00	0.00	15,920,229.00	0.00	1,509,034.15	3,868,699.01	9,749,505.62	15,127,238.78	0.00	1,509,034.15	3,868,699.01	9,498,507.77	14,876,240.93	0.00	792,990.22	250,997.85	0.00
Sub-Total III. Special Purpose Fund		0.00	15,920,229.00	15,920,229.00	0.00	15,920,229.00	0.00	0.00	15,920,229.00	0.00	1,509,034.15	3,868,699.01	9,749,505.62	15,127,238.78	0.00	1,509,034.15	3,868,699.01	9,498,507.77	14,876,240.93	0.00	792,990.22	250,997.85	0.00
PS		0.00	15,920,229.00	15,920,229.00	0.00	15,920,229.00	0.00	0.00	15,920,229.00	0.00	1,509,034.15	3,868,699.01	9,749,505.62	15,127,238.78	0.00	1,509,034.15	3,868,699.01	9,498,507.77	14,876,240.93	0.00	792,990.22	250,997.85	0.00
MOOE		0.00	0.00	0.00	0.00	0.00	0.00	0.00	0.00	0.00	0.00	0.00	0.00	0.00	0.00	0.00	0.00	0.00	0.00	0.00	0.00	0.00	0.00
FinEx		0.00	0.00	0.00	0.00	0.00	0.00	0.00	0.00	0.00	0.00	0.00	0.00	0.00	0.00	0.00	0.00	0.00	0.00	0.00	0.00	0.00	0.00
CO		0.00	0.00	0.00	0.00	0.00	0.00	0.00	0.00	0.00	0.00	0.00	0.00	0.00	0.00	0.00	0.00	0.00	0.00	0.00	0.00	0.00	0.00
GRAND TOTAL		202,559,000.00	494,832.00	203,053,832.00	193,944,603.00	9,109,229.00	0.00	0.00	203,053,832.00	52,519,533.74	39,143,857.65	45,244,657.10	45,090,811.42	181,998,859.91	46,721,837.16	40,205,174.39	44,594,806.98	44,164,633.21	175,686,451.74	0.00	21,054,972.09	2,380,733.17	3,931,675.00
PS		107,437,000.00	10,007,032.00	117,444,032.00	108,334,803.00	9,109,229.00	0.00	0.00	117,444,032.00	35,397,406.58	27,590,820.82	27,432,341.99	26,230,472.25	116,651,041.64	35,397,406.58	27,590,820.82	27,360,235.99	26,051,580.40	116,400,043.79	0.00	792,990.36	250,997.85	0.00
MOOE		85,801,000.00	(8,577,300.00)	77,223,700.00	77,223,700.00	0.00	0.00	0.00	77,223,700.00	16,339,297.23	11,500,620.83	16,993,199.93	12,805,882.28	57,639,000.27	10,541,600.65	12,561,937.57	16,415,455.81	14,086,865.92	53,605,859.95	0.00	19,584,699.73	2,129,735.32	1,903,405.00


Department : National Economic and Development Authority (NEDA)  
 Agency/Entity : Public-Private Partnership Center of the Philippines  
 Operating Unit : < not applicable >  
 Organization Code (UACS) : 24 005 0000000  
 Fund Cluster : 01 Regular Agency Fund


X	Current Year Appropriations
	Supplemental Appropriations
	Continuing Appropriations

(e.g. UACS Fund Cluster: 01-Regular Agency Fund, 02-Foreign Assisted Projects Fund, 03-Special Account-Locally Funded/Domestic Grants Fund, and 04-Special Account-Foreign Assisted/Foreign Grants Fund)

Particulars	UACS CODE	Appropriations			Allotments					Current Year Obligations					Current Year Disbursements					Balances			
		Authorized Appropriations	Adjustments (Transfer To/From, Modifications/)	Adjusted Appropriations	Allotments Received	Adjustments (Reductions, Modifications/)	Transfer To	Transfer From	Adjusted Total Allotments	1st Quarter Ending March 31	2nd Quarter Ending June 30	3rd Quarter Ending Sept. 30	4th Quarter Ending Dec. 31	TOTAL	1st Quarter Ending March 31	2nd Quarter Ending June 30	3rd Quarter Ending Sept. 30	4th Quarter Ending Dec. 31	TOTAL	Unreleased Appro	Unobligated Allotments	Unpaid Obligations	
																						Due and Demandable	Not Yet Due and Demandable
1	2	3	4	5=(3+4)	6	7	8	9	10=[{6+(-)7}-8+9]	11	12	13	14	15=(11+12+13+14)	16	17	18	19	20=(16+17+18+19)	21	22	23	24
CO		9,321,000.00	(934,900.00)	8,386,100.00	8,386,100.00	0.00	0.00	0.00	8,386,100.00	782,829.93	52,416.00	819,115.18	6,054,456.89	7,708,818.00	782,829.93	52,416.00	819,115.18	4,026,186.89	5,680,548.00	0.00	677,282.00	0.00	2,028,270.00
Recapitulation by OO:																							
I. Agency Specific Budget		100,091,000.00	(6,204,600.00)	93,886,400.00	93,886,400.00	0.00	0.00	0.00	93,886,400.00	26,768,443.89	16,165,078.59	18,380,581.51	25,501,923.34	86,816,027.33	25,968,443.89	16,193,928.59	16,693,522.61	24,404,112.24	83,260,007.33	0.00	7,070,372.67	1,293,450.00	2,262,570.00
PUBLIC-PRIVATE PARTNERSHIP MANAGEMENT PROGRAM		100,091,000.00	(6,204,600.00)	93,886,400.00	93,886,400.00	0.00	0.00	0.00	93,886,400.00	26,768,443.89	16,165,078.59	18,380,581.51	25,501,923.34	86,816,027.33	25,968,443.89	16,193,928.59	16,693,522.61	24,404,112.24	83,260,007.33	0.00	7,070,372.67	1,293,450.00	2,262,570.00

  
Roselyn A. Adami  
 Budget Officer  
 Date:

  
Catalina R. Caraan  
 Finance Head  
 Date:

  
Maria Theresa L. Laranang  
 Director IV-Administrative Service  
 Date:

Eleazar E. Ricote  
 Deputy Executive Director  
 Date: