

STATEMENT OF APPROPRIATIONS, ALLOTMENTS, OBLIGATIONS, DISBURSEMENTS AND BALANCES
As of the Quarter Ending December 31, 2018

Department: National Economic and Development Authority (NEDA)

Agency: Public-Private Partnership Center of the Philippines

Operating Unit: N/A

Organization Code (UACS): 240050000000

Fund Cluster: 01 - Regular Agency Fund

Authorization: 01 - Current Year Appropriations

Report Status: SUBMITTED

Particulars	UACS CODE	Appropriation				Allotments				Current Year Obligations					Current Year Disbursements					Balances					
		Authorized Appropriation	Adjustments (Transfer To/From, Realignment)	Adjusted Appropriations	Allotments Received	Adjustments (Withdrawal, Realignment)	Transfer To	Transfer From	Adjusted Total Allotments	1st Quarter Ending March 31	2nd Quarter Ending June 30	3rd Quarter Ending Sept. 30	4th Quarter Ending Dec. 31	Total	1st Quarter Ending March 31	2nd Quarter Ending June 30	3rd Quarter Ending Sept. 30	4th Quarter Ending Dec. 31	Total	Unreleased Appropriations	Unobligated Allotment	Unpaid Obligations (15-20) = (23+24)			
																						Due and Demandable	Not Yet Due and Demandable		
1	2	3	4	5=(3+4)	6	7	8	9	10=(8+9+7+8)	11	12	13	14	15=(11+12+13+14)	16	17	18	19	20=(16+17+18+19)	21=(5-10)	22=(10-15)	23	24		
I. Agency Specific Budget																									
Specific Budgets of National Government Agencies	01101101	147,323,000.00		147,323,000.00	147,323,000.00				147,323,000.00	47,036,010.41	34,088,520.87	23,586,573.24	31,980,007.26	136,693,111.78	28,247,208.22	38,953,437.53	28,902,752.89	38,500,241.64	134,603,640.28			10,629,888.22	2,089,471.50		
General Administration and Support	10000000000000	80,712,000.00	616,500.00	81,328,500.00	80,712,000.00	616,500.00			81,328,500.00	32,825,799.69	14,366,432.37	10,754,529.26	17,908,760.62	75,865,521.94	14,036,997.50	19,681,317.20	15,924,888.64	25,292,319.69	75,135,523.03			5,472,978.06	7,939,991.91		
General management and supervision	100000100001000	80,712,000.00	616,500.00	81,328,500.00	80,712,000.00	616,500.00			81,328,500.00	32,825,799.69	14,366,432.37	10,754,529.26	17,908,760.62	75,865,521.94	14,036,997.50	19,681,317.20	15,924,888.64	25,292,319.69	75,135,523.03			5,472,978.06	7,939,991.91		
PS		27,868,000.00	2,516,500.00	30,384,500.00	27,868,000.00	2,516,500.00			30,384,500.00	5,580,716.32	7,096,172.47	7,736,213.85	9,968,397.36	30,382,500.00	5,580,716.32	7,096,172.47	7,736,213.85	9,944,397.36	30,357,500.00			2,000.00	25,000.00		
MOOE		50,992,000.00	(1,900,000.00)	49,092,000.00	50,992,000.00	(1,900,000.00)			49,092,000.00	27,245,083.37	5,471,259.90	2,968,315.41	7,938,363.26	43,624,021.94	8,456,281.18	10,585,144.73	8,188,674.79	15,347,922.33	42,329,023.03			5,467,978.06	694,999.91		
CO		1,852,000.00		1,852,000.00	1,852,000.00				1,852,000.00		1,799,000.00	50,000.00		1,849,000.00		1,799,000.00	50,000.00		1,849,000.00			3,000.00			
Operations	3000000000000000	66,611,000.00	(616,500.00)	65,994,500.00	66,611,000.00	(616,500.00)			65,994,500.00	14,210,210.72	19,722,088.50	12,834,043.98	14,071,246.64	60,837,589.84	14,210,210.72	19,072,120.33	12,977,864.25	13,207,921.95	59,468,117.25			5,156,910.16	1,369,472.59		
OO : Greater private sector participation thru Public-Private Partnership to accelerate provision of safe, efficient, reliable and sustainable infrastructure and development projects	3100000000000000	66,611,000.00	(616,500.00)	65,994,500.00	66,611,000.00	(616,500.00)			65,994,500.00	14,210,210.72	19,722,088.50	12,834,043.98	14,071,246.64	60,837,589.84	14,210,210.72	19,072,120.33	12,977,864.25	13,207,921.95	59,468,117.25			5,156,910.16	1,369,472.59		
PUBLIC-PRIVATE PARTNERSHIP MANAGEMENT PROGRAM	3101000000000000	66,611,000.00	(616,500.00)	65,994,500.00	66,611,000.00	(616,500.00)			65,994,500.00	14,210,210.72	19,722,088.50	12,834,043.98	14,071,246.64	60,837,589.84	14,210,210.72	19,072,120.33	12,977,864.25	13,207,921.95	59,468,117.25			5,156,910.16	1,369,472.59		
Project Development and Advisory Assistance	310100100001000	9,618,000.00		9,618,000.00	9,618,000.00				9,618,000.00	2,865,741.44	3,415,196.07	2,909,545.39	427,527.13	9,618,000.00	2,865,741.44	3,415,196.07	2,865,297.93	444,939.96	9,611,135.00			6,865.00			
PS		8,127,000.00		8,127,000.00	8,127,000.00				8,127,000.00	2,484,894.86	3,019,259.52	2,427,536.48	195,309.14	8,127,000.00	2,484,894.86	3,019,259.52	2,427,636.48	195,309.14	8,127,000.00						
MOOE		1,491,000.00		1,491,000.00	1,491,000.00				1,491,000.00	380,846.58	395,926.55	482,008.88	232,217.98	1,491,000.00	380,846.58	395,926.55	457,731.05	249,630.82	1,484,135.00						
Management and Administration of the Project Development and Monitoring Facility (PDMAF) Funds	310100100002000	5,838,000.00		5,838,000.00	5,838,000.00				5,838,000.00	2,636,946.91	2,715,516.27	245,616.71	207,490.40	5,805,570.29	2,636,946.91	2,715,516.27	222,995.71	230,111.40	5,805,570.29			32,429.71			
PS		5,144,000.00		5,144,000.00	5,144,000.00				5,144,000.00	2,419,624.22	2,596,604.44	127,771.34		5,144,000.00	2,419,624.22	2,596,604.44	127,771.34		5,144,000.00						
MOOE		694,000.00		694,000.00	694,000.00				694,000.00	217,322.69	118,911.83	117,845.37	207,490.40	681,570.29	217,322.69	118,911.83	95,224.37	230,111.40	681,570.29			32,429.71			
Public-Private Partnership Policy Formulation and Advocacy, and Project Monitoring and Evaluation	310100100003000	16,718,000.00	(200,000.00)	16,518,000.00	16,718,000.00	(200,000.00)			16,518,000.00	2,965,361.33	3,930,821.53	3,539,139.09	5,743,376.12	16,178,498.07	2,965,361.33	3,921,621.53	3,512,419.07	5,775,476.45	16,174,876.38			339,501.93	3,619.69		
PS		14,206,000.00		14,206,000.00	14,206,000.00				14,206,000.00	2,762,005.91	3,560,537.63	2,772,925.70	5,120,130.76	14,206,000.00	2,752,005.91	3,551,937.63	2,781,925.70	5,120,130.76	14,206,000.00						
MOOE		2,512,000.00	(200,000.00)	2,312,000.00	2,512,000.00	(200,000.00)			2,312,000.00	213,355.42	369,883.90	766,213.39	623,245.36	1,972,498.07	213,355.42	369,683.90	730,493.37	655,345.69	1,868,878.38			339,501.93	3,619.69		
Provision of Capacity Building, Knowledge Management Services, Legal Services and ICT Services	310100100004000	34,437,000.00	(416,500.00)	34,020,500.00	34,437,000.00	(416,500.00)			34,020,500.00	5,742,161.04	6,660,764.63	6,139,742.82	7,692,852.99	29,235,521.48	5,742,161.04	9,019,796.46	6,357,181.94	6,757,394.14	27,876,533.58			4,784,978.52	1,359,867.90		
PS		18,968,000.00		18,968,000.00	18,968,000.00				18,968,000.00	4,994,990.53	6,488,347.43	5,002,125.50	2,482,546.54	18,968,000.00	4,994,990.53	6,488,347.43	5,002,125.50	2,482,546.54	18,968,000.00						
MOOE		13,569,000.00	(416,500.00)	13,152,500.00	13,569,000.00	(416,500.00)			13,152,500.00	747,180.51	2,409,842.31	1,061,672.92	4,197,936.45	8,416,632.19	747,180.51	1,788,874.14	1,279,112.04	3,284,847.60	7,080,914.29			4,735,667.81	1,336,617.90		
CO		1,900,000.00		1,900,000.00	1,900,000.00				1,900,000.00		762,574.89	75,944.40	1,612,370.00	1,850,889.29		762,574.89	75,944.40	990,000.00	1,828,519.29			49,110.71	22,370.00		
Sub-Total, Agency-Specific		147,323,000.00		147,323,000.00	147,323,000.00				147,323,000.00	47,036,010.41	34,088,520.87	23,586,573.24	31,980,007.26	136,693,111.78	28,247,208.22	38,953,437.53	28,902,752.89	38,500,241.64	134,603,640.28			10,629,888.22	2,089,471.50		
PS		74,313,000.00	2,516,500.00	76,829,500.00	74,313,000.00	2,516,500.00			76,829,500.00	18,232,221.84	22,761,321.49	18,065,572.87	17,767,383.80	76,827,500.00	18,232,221.84	22,752,321.49	18,075,572.87	17,747,383.80	76,802,500.00			2,000.00	25,000.00		
MOOE		69,258,000.00	(2,516,500.00)	66,741,500.00	69,258,000.00	(2,516,500.00)			66,741,500.00	28,803,788.57	8,785,624.45	5,395,055.97	13,200,253.46	56,165,722.48	10,014,966.38	13,639,541.15	10,701,235.62	19,767,857.84	54,123,620.89			10,575,777.51	2,042,101.50		
CO		3,752,000.00		3,752,000.00	3,752,000.00				3,752,000.00		2,561,574.89	125,944.40	1,012,370.00	3,699,889.29		2,561,574.89	125,944.40	990,000.00	3,677,519.29			52,110.71	22,370.00		
II. Automatic Appropriations																									
Retirement and Life Insurance Premiums	01104102	6,811,000.00	1,090,601.00	7,901,601.00	7,901,601.00				7,901,601.00	1,259,584.61	2,658,724.58	1,286,036.95	2,841,478.02	7,847,824.16	1,259,584.61	2,658,724.58	1,288,036.95	2,641,478.02	7,847,824.16			53,778.84			
General Administration and Support	1000000000000000	2,489,000.00	1,090,601.00	3,579,601.00	3,579,601.00				3,579,601.00	398,298.36	825,952.92	853,906.68	1,747,666.20	3,525,824.16	398,298.36	825,952.92	853,906.68	1,747,666.20	3,525,824.16			53,778.84			
General management and supervision	100000100001000	2,489,000.00	1,090,601.00	3,579,601.00	3,579,601.00				3,579,601.00	398,298.36	825,952.92	853,906.68	1,747,666.20	3,525,824.16	398,298.36	825,952.92	853,906.68	1,747,666.20	3,525,824.16			53,778.84			
PS		2,488,000.00	1,090,601.00	3,578,601.00	3,578,601.00				3,578,601.00	398,298.36	825,952.92	853,906.68	1,747,666.20	3,525,824.16	398,298.36	825,952.92	853,906.68	1,747,666.20	3,525,824.16			53,778.84			
Operations	3000000000000000	4,322,000.00		4,322,000.00	4,322,000.00				4,322,000.00	861,286.25	1,832,771.66	734,130.27	893,811.82	4,322,000.00	861,286.25	1,832,771									

Particulars	UACS CODE	Appropriation				Allotments				Current Year Obligations					Current Year Disbursements					Balances				
		Authorized Appropriation	Adjustments (Transfer To/From, Realignment)	Adjusted Appropriations	Allotments Received	Adjustments (Withdrawal, Realignment)	Transfer To	Transfer From	Adjusted Total Allotments	1st Quarter Ending March 31	2nd Quarter Ending June 30	3rd Quarter Ending Sept. 30	4th Quarter Ending Dec. 31	Total	1st Quarter Ending March 31	2nd Quarter Ending June 30	3rd Quarter Ending Sept. 30	4th Quarter Ending Dec. 31	Total	Unreleased Appropriations	Unobligated Allotment	Unpaid Obligations (15-20) = (23+24)		
																						Due and Demandable	Not Yet Due and Demandable	
1	2	3	4	5=(2+4)	6	7	8	9	10=(8+9)-(2+4)	11	12	13	14	15=(11+12+13+14)	16	17	18	19	20=(16+17+18+19)	21=(5-10)	22=(16-18)	23	24	
Assistance	310100100001000	754,000.00		754,000.00	754,000.00				754,000.00	101,583.85	345,755.07	169,699.09	70,951.39	754,000.00	161,583.85	345,755.07	169,699.09	76,951.39	754,000.00					
PS		754,000.00		754,000.00	754,000.00				754,000.00	161,583.85	345,755.07	169,699.09	70,951.39	754,000.00	161,583.85	345,755.07	169,699.09	76,951.39	754,000.00					
Management and Administration of the Project Development and Monitoring Facility (PDMF) Funds	310100100002000	483,000.00		483,000.00	483,000.00				483,000.00	169,387.79	306,634.23	6,977.98		483,000.00	169,387.79	306,634.23	6,977.98		483,000.00					
PS		483,000.00		483,000.00	483,000.00				483,000.00	169,387.79	306,634.23	6,977.98		483,000.00	169,387.79	306,634.23	6,977.98		483,000.00					
Public-Private Partnership Policy Formulation and Advocacy, and Project Monitoring and Evaluation	310100100003000	1,321,000.00		1,321,000.00	1,321,000.00				1,321,000.00	184,614.78	431,341.58	194,434.45	510,609.19	1,321,000.00	184,614.78	431,341.58	194,434.45	510,609.19	1,321,000.00					
PS		1,321,000.00		1,321,000.00	1,321,000.00				1,321,000.00	184,614.78	431,341.58	194,434.45	510,609.19	1,321,000.00	184,614.78	431,341.58	194,434.45	510,609.19	1,321,000.00					
Provision of Capacity Building, Knowledge Management Services, Legal Services and ICT Services	310100100004000	1,764,000.00		1,764,000.00	1,764,000.00				1,764,000.00	345,699.83	749,040.18	363,018.75	306,241.24	1,764,000.00	345,699.83	749,040.18	363,018.75	306,241.24	1,764,000.00					
PS		1,764,000.00		1,764,000.00	1,764,000.00				1,764,000.00	345,699.83	749,040.18	363,018.75	306,241.24	1,764,000.00	345,699.83	749,040.18	363,018.75	306,241.24	1,764,000.00					
Sub-Total, Automatic Appropriations		6,811,000.00	1,090,601.00	7,901,601.00	7,901,601.00				7,901,601.00	1,259,584.61	2,658,724.58	1,288,036.95	2,641,478.02	7,847,824.16	1,259,584.61	2,658,724.58	1,288,036.95	2,641,478.02	7,847,824.16			53,776.84		
PS		6,811,000.00	1,090,601.00	7,901,601.00	7,901,601.00				7,901,601.00	1,259,584.61	2,658,724.58	1,288,036.95	2,641,478.02	7,847,824.16	1,259,584.61	2,658,724.58	1,288,036.95	2,641,478.02	7,847,824.16			53,776.84		
III. Special Purpose Fund																								
Miscellaneous Personnel Benefits Fund	01101406		12,305,147.00	12,305,147.00	12,305,147.00				12,305,147.00			2,390,974.87	9,843,461.80	12,234,436.67		2,390,974.87	9,882,191.18	12,073,166.05			70,710.33	161,270.62		
Purpose	4000000000000000		12,305,147.00	12,305,147.00	12,305,147.00				12,305,147.00			2,390,974.87	9,843,461.80	12,234,436.67		2,390,974.87	9,882,191.18	12,073,166.05			70,710.33	161,270.62		
Miscellaneous Personnel Benefits Fund	4007000000000000		12,305,147.00	12,305,147.00	12,305,147.00				12,305,147.00			2,390,974.87	9,843,461.80	12,234,436.67		2,390,974.87	9,882,191.18	12,073,166.05			70,710.33	161,270.62		
Performance-Based Bonus	400700000001000		2,406,825.00	2,406,825.00	2,406,825.00				2,406,825.00			2,390,974.87		2,390,974.87		2,390,974.87					15,850.13			
PS			2,406,825.00	2,406,825.00	2,406,825.00				2,406,825.00			2,390,974.87		2,390,974.87		2,390,974.87					15,850.13			
Funding Requirements for the Filing up of Unfilled Positions	400700000002000		9,898,322.00	9,898,322.00	9,898,322.00				9,898,322.00				9,843,461.80	9,843,461.80				9,682,191.18			54,860.20	161,270.62		
PS			9,898,322.00	9,898,322.00	9,898,322.00				9,898,322.00				9,843,461.80	9,843,461.80				9,682,191.18			54,860.20	161,270.62		
Pension and Gratuity Fund	01101407		2,017,656.00	2,017,656.00	2,017,656.00				2,017,656.00		1,726,529.84	291,125.06		2,017,654.90		1,726,529.84	291,125.06		2,017,654.90			1.10		
Purpose	4008000000000000		2,017,656.00	2,017,656.00	2,017,656.00				2,017,656.00		1,726,529.84	291,125.06		2,017,654.90		1,726,529.84	291,125.06		2,017,654.90			1.10		
Pension and Gratuity Fund	4008000000000000		2,017,656.00	2,017,656.00	2,017,656.00				2,017,656.00		1,726,529.84	291,125.06		2,017,654.90		1,726,529.84	291,125.06		2,017,654.90			1.10		
For payment of monetization of leave credits	400800000004000		2,017,656.00	2,017,656.00	2,017,656.00				2,017,656.00		1,726,529.84	291,125.06		2,017,654.90		1,726,529.84	291,125.06		2,017,654.90			1.10		
PS			2,017,656.00	2,017,656.00	2,017,656.00				2,017,656.00		1,726,529.84	291,125.06		2,017,654.90		1,726,529.84	291,125.06		2,017,654.90			1.10		
Sub-Total, SPF			14,322,803.00	14,322,803.00	14,322,803.00				14,322,803.00		1,726,529.84	2,682,099.93	9,843,461.80	14,252,091.57		1,726,529.84	2,682,099.93	9,882,191.18	14,059,820.95			70,711.43	161,270.62	
PS			14,322,803.00	14,322,803.00	14,322,803.00				14,322,803.00		1,726,529.84	2,682,099.93	9,843,461.80	14,252,091.57		1,726,529.84	2,682,099.93	9,882,191.18	14,059,820.95			70,711.43	161,270.62	
GRAND TOTAL		154,134,000.00	15,413,404.00	169,547,404.00	169,547,404.00				169,547,404.00	48,295,595.02	38,473,775.29	27,558,710.12	44,464,947.08	158,793,027.51	29,506,792.83	43,338,891.95	32,872,889.77	50,823,910.84	156,542,265.39			10,754,376.49	2,250,742.12	
PS		61,124,000.00	17,929,904.00	99,053,904.00	99,053,904.00	2,516,500.00			99,053,904.00	19,491,906.45	27,146,975.91	22,036,709.75	30,252,323.62	98,927,415.73	19,491,806.45	27,137,575.91	22,045,709.75	30,966,053.00	98,741,145.11			126,498.27	186,270.62	
MOOE		69,258,000.00	(2,516,500.00)	66,741,500.00	69,258,000.00	(2,516,500.00)			66,741,500.00	28,803,788.57	8,765,624.49	5,396,055.97	13,200,253.46	58,165,722.49	10,014,886.38	13,639,541.15	10,701,235.62	19,767,857.84	54,123,626.99			10,575,777.51	2,042,101.50	
CO		3,752,000.00		3,752,000.00	3,752,000.00				3,752,000.00					3,699,889.28				890,000.00	3,677,519.29			52,110.71	22,370.00	

Certified Correct:

Certified Correct:

Recommended By:

Approved By:



Adami, Roselyn

Budget Officer

Date: 17/Jan/2019


CATALINA R. CARAAN
 Chief, Finance Division

Date:


Maria Theresa L. Laranang
 Director IV, Administrative Service

Director, FMS

Date: 17/Jan/2019



Ricote, Biazar

Agency Head/Department

Date: 17/Jan/2019

SUMMARY OF APPROPRIATIONS, ALLOTMENTS, OBLIGATIONS AND BALANCES BY OBJECT OF EXPENDITURES

As of the Quarter Ending December 31, 2018

Department: National Economic and Development Authority (NEDA)

Authorization: 01 - Current Year Appropriations

Agency: Public-Private Partnership Center of the Philippines

Report Status: SUBMITTED

Operating Unit: N/A

Organization Code (UACS): 240050000000


Fund Cluster: 01 - Regular Agency Fund

Particulars	UACS CODE	Appropriation			Allotments			Current Year Obligations					Current Year Disbursements					Balances					
		Authorized Appropriation	Adjustments (Transfer (To)/From, Realignment)	Adjusted Appropriations	Allotments Received	Adjustments (Withdrawal, Realignment)	Transfer To	Transfer From	Adjusted Total Allotments	1st Quarter Ending March 31	2nd Quarter Ending June 30	3rd Quarter Ending Sept. 30	4th Quarter Ending Dec. 31	Total	1st Quarter Ending March 31	2nd Quarter Ending June 30	3rd Quarter Ending Sept. 30	4th Quarter Ending Dec. 31	Total	Unreleased Appropriations	Unobligated Allotment	Unpaid Obligations (15-20) = (23+24)	
1	2	3	4	5=(3+4)	6	7	8	9	10=(6+7-8+9)	11	12	13	14	15=(11+12+13+14)	16	17	18	19	20=(16+17+18+19)	21=(5-10)	22=(10-15)	23	24
I. Agency Specific Budget																							
Specific Budgets of National Government Agencies	01101101	147,323,000.00		147,323,000.00	147,323,000.00		(518,607.00)	518,607.00	147,323,000.00	47,025,016.41	33,969,486.53	23,534,183.87	32,164,430.97	136,693,111.78	28,236,208.22	38,834,403.19	28,848,363.51	38,684,685.36	134,603,640.28		10,629,888.22	2,089,471.50	
Personnel Services		74,313,000.00	2,516,500.00	76,829,500.00	74,313,000.00	2,516,500.00	(518,607.00)	518,607.00	76,829,500.00	18,221,221.84	22,766,321.49	18,072,572.87	17,767,383.80	76,827,500.00	18,221,221.84	22,757,321.49	18,091,572.87	17,742,383.80	76,802,500.00		2,000.00	25,000.00	
Salaries and Wages	5010100000	56,762,000.00	(1,019,750.30)	55,742,249.70	56,762,000.00		(518,607.00)	(501,143.30)	55,742,249.70	15,621,625.59	16,670,998.89	16,201,593.77	8,248,031.45	55,742,249.70	15,621,625.59	15,670,998.89	16,201,593.77	8,248,031.45	55,742,249.70				
Salaries and Wages - Regular	5010101000	56,762,000.00	(1,019,750.30)	55,742,249.70	56,762,000.00		(518,607.00)	(501,143.30)	55,742,249.70	15,621,625.59	16,670,998.89	16,201,593.77	8,248,031.45	55,742,249.70	15,621,625.59	15,670,998.89	16,201,593.77	8,248,031.45	55,742,249.70				
Basic Salary - Civilian	5010101001	56,762,000.00	(1,019,750.30)	55,742,249.70	56,762,000.00		(518,607.00)	(501,143.30)	55,742,249.70	15,621,625.59	16,670,998.89	16,201,593.77	8,248,031.45	55,742,249.70	15,621,625.59	15,670,998.89	16,201,593.77	8,248,031.45	55,742,249.70				
Other Compensation	5010200000	16,788,000.00	3,035,107.00	19,823,107.00	16,788,000.00	2,516,500.00		518,607.00	19,823,107.00	2,041,468.07	6,771,943.57	1,648,006.17	9,359,748.18	19,821,107.00	2,041,409.07	6,762,943.57	1,657,006.17	9,334,748.19	19,796,107.00		2,000.00	25,000.00	
Personal Economic Relief Allowance (PERA)	5010201000	2,208,000.00		2,208,000.00	2,208,000.00				2,208,000.00	593,909.07	597,816.17	620,999.99	395,272.77	2,208,000.00	593,909.07	598,816.17	629,999.99	395,272.77	2,208,000.00				
PERA - Civilian	5010201001	2,208,000.00		2,208,000.00	2,208,000.00				2,208,000.00	593,909.07	597,816.17	620,999.99	395,272.77	2,208,000.00	593,909.07	598,816.17	629,999.99	395,272.77	2,208,000.00				
Representation Allowance (RA)	5010202000	1,650,000.00		1,650,000.00	1,650,000.00				1,650,000.00	506,250.00	528,250.00	531,375.00	84,125.00	1,650,000.00	506,250.00	528,250.00	531,375.00	84,125.00	1,650,000.00				
Representation Allowance (RA)	5010202000	1,650,000.00		1,650,000.00	1,650,000.00				1,650,000.00	506,250.00	528,250.00	531,375.00	84,125.00	1,650,000.00	506,250.00	528,250.00	531,375.00	84,125.00	1,650,000.00				
Transportation Allowance (TA)	5010203000	1,290,000.00		1,290,000.00	1,290,000.00				1,290,000.00	395,250.00	405,959.10	422,875.00	65,915.90	1,290,000.00	395,250.00	405,959.10	422,875.00	65,915.90	1,290,000.00				
Transportation Allowance (TA)	5010203001	1,290,000.00		1,290,000.00	1,290,000.00				1,290,000.00	395,250.00	405,959.10	422,875.00	65,915.90	1,290,000.00	395,250.00	405,959.10	422,875.00	65,915.90	1,290,000.00				
Clothing/Uniform Allowance	5010204000	460,000.00	116,000.00	576,000.00	460,000.00			116,000.00	576,000.00	546,000.00	24,000.00			576,000.00	546,000.00	24,000.00			576,000.00				
Clothing/Uniform Allowance - Civilian	5010204001	460,000.00	116,000.00	576,000.00	460,000.00			116,000.00	576,000.00	546,000.00	24,000.00			576,000.00	546,000.00	24,000.00			576,000.00				
Honoraria	5010210000	800,000.00		800,000.00	800,000.00				800,000.00		72,072.80	22,190.68	705,736.52	800,000.00		72,072.80	22,190.68	705,736.52	800,000.00				
Honoraria - Civilian	5010210001	800,000.00		800,000.00	800,000.00				800,000.00		72,072.80	22,190.68	705,736.52	800,000.00		72,072.80	22,190.68	705,736.52	800,000.00				
Year End Bonus	5010234000	4,730,000.00		4,730,000.00	4,730,000.00				4,730,000.00		8,736.50	44,065.50	4,677,198.00	4,730,000.00		8,736.50	44,065.50	4,677,198.00	4,730,000.00				
Bonus - Civilian	5010234001	4,730,000.00		4,730,000.00	4,730,000.00				4,730,000.00		8,736.50	44,065.50	4,677,198.00	4,730,000.00		8,736.50	44,065.50	4,677,198.00	4,730,000.00				
Cash Gift	5010215000	460,000.00		460,000.00	460,000.00				460,000.00		2,500.00	6,500.00	451,000.00	460,000.00		2,500.00	6,500.00	451,000.00	460,000.00				
Cash Gift - Civilian	5010215001	460,000.00		460,000.00	460,000.00				460,000.00		2,500.00	6,500.00	451,000.00	460,000.00		2,500.00	6,500.00	451,000.00	460,000.00				
Other Bonuses and Allowances	5010299000	5,190,000.00	2,919,107.00	8,109,107.00	5,190,000.00	2,516,500.00		402,607.00	8,109,107.00		5,132,607.00			2,974,500.00		5,132,607.00			8,082,107.00		2,000.00	25,000.00	
Collective Negotiation Agreement Incentive - Civilian	5010299011		2,516,500.00	2,516,500.00		2,516,500.00			2,516,500.00					2,514,500.00		2,514,500.00			2,488,500.00		2,000.00	25,000.00	
Productivity Enhancement Incentive - Civilian	5010299012	460,000.00		460,000.00	460,000.00				460,000.00					460,000.00		460,000.00			460,000.00				
Mid-Year Bonus - Civilian	5010299036	4,730,000.00	402,507.00	5,132,507.00	4,730,000.00			402,607.00	5,132,507.00		5,132,607.00			5,132,507.00		5,132,607.00			5,132,607.00				
Personnel Benefit Contributions	5010300000	620,000.00		620,000.00	620,000.00				620,000.00	138,337.01	286,878.64	152,591.97	42,192.38	620,000.00	138,337.01	286,878.64	152,591.97	42,192.38	620,000.00				
Pag-IBIG Contributions	5010302000	111,000.00		111,000.00	111,000.00				111,000.00	20,000.00	51,200.00	21,200.00	18,600.00	111,000.00	20,000.00	51,200.00	21,200.00	18,600.00	111,000.00				
Pag-IBIG - Civilian	5010302001	111,000.00		111,000.00	111,000.00				111,000.00	20,000.00	51,200.00	21,200.00	18,600.00	111,000.00	20,000.00	51,200.00	21,200.00	18,600.00	111,000.00				
PhilHealth Contributions	5010303000	398,000.00		398,000.00	398,000.00				398,000.00	97,937.01	195,078.64	99,991.97	4,992.38	398,000.00	97,937.01	195,078.64	99,991.97	4,992.38	398,000.00				
PhilHealth - Civilian	5010303001	398,000.00		398,000.00	398,000.00				398,000.00	97,937.01	195,078.64	99,991.97	4,992.38	398,000.00	97,937.01	195,078.64	99,991.97	4,992.38	398,000.00				
Employees Compensation Insurance Premiums (ECIP)	5010304000	111,000.00		111,000.00	111,000.00				111,000.00	20,400.00	40,600.00	31,400.00	18,600.00	111,000.00	20,400.00	40,600.00	31,400.00	18,600.00	111,000.00				
ECIP - Civilian	5010304001	111,000.00		111,000.00	111,000.00				111,000.00	20,400.00	40,600.00	31,400.00	18,600.00	111,000.00	20,400.00	40,600.00	31,400.00	18,600.00	111,000.00				
Other Personnel Benefits	5010400000	143,000.00	501,143.30	644,143.30	143,000.00			501,143.30	644,143.30	419,850.17	36,500.39	70,380.96	117,411.78	644,143.30	419,850.17	36,500.39	70,380.96	117,411.78	644,143.30				
Terminal Leave Benefits	5010403000		501,143.30	501,143.30				501,143.30	501,143.30	404,261.95	31,500.39	65,380.96		501,143.30	404,261.95	31,500.39	65,380.96		501,143.30				
Terminal Leave Benefits - Civilian	5010403001		501,143.30	501,143.30				501,143.30	501,143.30	404,261.95	31,500.39	65,380.96		501,143.30	404,261.95	31,500.39	65,380.96		501,143.30				
Other Personnel Benefits	5010499000	143,000.00		143,000.00	143,000.00				143,000.00	15,588.22	5,000.00	5,000.00	117,411.78	143,000.00	15,588.22	5,000.00	5,000.00	117,411.78	143,000.00				
Lump-sum for Step Increments - Length of Service	5010499010	143,000.00		143,000.00	143,000.00				143,000.00	15,588.22	5,000.00	5,000.00	117,411.78	143,000.00	15,588.22	5,000.00	5,000.00	117,411.78	143,000.00				

Particulars	UACS CODE	Appropriation				Allotments				Current Year Obligations					Current Year Disbursements					Balances					
		Authorized Appropriation	Adjustments (Transfer To)/From, Realignment	Adjusted Appropriations	Allotments Received	Adjustments (Withdrawal, Realignment)	Transfer To	Transfer From	Adjusted Total Allotments	1st Quarter Ending March 31	2nd Quarter Ending June 30	3rd Quarter Ending Sept. 30	4th Quarter Ending Dec. 31	Total	1st Quarter Ending March 31	2nd Quarter Ending June 30	3rd Quarter Ending Sept. 30	4th Quarter Ending Dec. 31	Total	Unreleased Appropriations	Unobligated Allotment	Unpaid Obligations (15-20) + (23+24)			
										10=((6+7)+8+9)	11	12	13	14	15=(11+12+13+14)	16	17	18	19			20=(16+17+18+19)	21=(5-19)	22=(10-15)	23
Communication Technology Equipment	5021305003	1,586,000.00		1,586,000.00	1,586,000.00			1,586,000.00			1,000.00	840,107.52	841,107.62				1,000.00	9,750.00	10,750.00			744,892.39	930,257.62		
Repairs and Maintenance - Transportation Equipment	5021306000	960,000.00		960,000.00	960,000.00			960,000.00	2,200.00	149,354.76	2,230.00	362,237.73	516,022.49	2,200.00	149,354.76	2,230.00	362,237.73	516,022.49			843,977.51				
Motor Vehicles	5021306001	960,000.00		960,000.00	960,000.00			960,000.00	2,200.00	149,354.76	2,230.00	362,237.73	516,022.49	2,200.00	149,354.76	2,230.00	362,237.73	516,022.49			843,977.51				
Taxes, Insurance Premiums and Other Fees	5021500000	366,000.00		366,000.00	366,000.00			366,000.00	61,781.85	237,056.15	52,500.00	14,662.00	366,000.00	61,781.85	237,056.15	52,500.00	14,662.00	366,000.00							
Taxes, Duties and Licenses	5021501000	50,000.00		50,000.00	50,000.00			50,000.00	4,858.00	19,105.00	11,375.00	14,662.00	50,000.00	4,858.00	19,105.00	11,375.00	14,662.00	50,000.00							
Taxes, Duties and Licenses	5021501001	50,000.00		50,000.00	50,000.00			50,000.00	4,858.00	19,105.00	11,375.00	14,662.00	50,000.00	4,858.00	19,105.00	11,375.00	14,662.00	50,000.00							
Fidelity Bond Premiums	5021502000	112,000.00		112,000.00	112,000.00			112,000.00	3,375.00	67,500.00	41,125.00		112,000.00	3,375.00	67,500.00	41,125.00		112,000.00							
Fidelity Bond Premiums	5021502000	112,000.00		112,000.00	112,000.00			112,000.00	3,375.00	67,500.00	41,125.00		112,000.00	3,375.00	67,500.00	41,125.00		112,000.00							
Insurance Expenses	5021503000	204,000.00		204,000.00	204,000.00			204,000.00	53,548.85	150,451.15			204,000.00	53,548.85	150,451.15			204,000.00							
Insurance Expenses	5021503000	204,000.00		204,000.00	204,000.00			204,000.00	53,548.85	150,451.15			204,000.00	53,548.85	150,451.15			204,000.00							
Other Maintenance and Operating Expenses	5029900000	30,544,000.00		30,544,000.00	30,544,000.00			30,544,000.00	24,675,044.07	614,556.20	659,039.70	2,830,839.70	28,779,479.67	6,540,646.98	8,452,270.59	4,775,164.53	8,766,706.57	28,534,788.67			1,764,520.33	244,691.00			
Advertising Expenses	5029901000	103,000.00		103,000.00	103,000.00			103,000.00			14,515.20	10,752.00	38,203.20					38,203.20					64,796.80		
Advertising Expenses	5029901000	103,000.00		103,000.00	103,000.00			103,000.00			14,515.20	10,752.00	38,203.20					38,203.20					64,796.80		
Printing and Publication Expenses	5029902000	862,000.00		862,000.00	862,000.00			862,000.00		53,050.00	81,325.00	582,826.00	717,201.00		53,050.00	81,325.00	382,900.00	517,275.00				144,799.00	199,926.00		
Printing and Publication Expenses	5029902000	862,000.00		862,000.00	862,000.00			862,000.00		53,050.00	81,325.00	582,826.00	717,201.00		53,050.00	81,325.00	382,900.00	517,275.00				144,799.00	199,926.00		
Representation Expenses	5029903000	2,703,000.00		2,703,000.00	2,703,000.00			2,703,000.00	476,946.95	198,633.60	554,332.50	1,069,245.40	2,299,158.45	476,946.95	198,633.60	554,332.50	1,064,480.40	2,294,393.45				403,841.55	4,765.00		
Representation Expenses	5029903000	2,703,000.00		2,703,000.00	2,703,000.00			2,703,000.00	476,946.95	198,633.60	554,332.50	1,069,245.40	2,299,158.45	476,946.95	198,633.60	554,332.50	1,064,480.40	2,294,393.45				403,841.55	4,765.00		
Transportation and Delivery Expenses	5029904000	27,000.00		27,000.00	27,000.00			27,000.00	11,726.00	6,407.00	8,867.00		27,000.00	11,726.00	6,407.00	8,867.00		27,000.00							
Transportation and Delivery Expenses	5029904000	27,000.00		27,000.00	27,000.00			27,000.00	11,726.00	6,407.00	8,867.00		27,000.00	11,726.00	6,407.00	8,867.00		27,000.00							
Rent/Lease Expenses	5029905000	25,662,000.00		25,662,000.00	25,662,000.00			25,662,000.00	24,179,196.12	249,920.00		1,081,809.90	25,510,917.02	6,044,799.03	8,087,634.39	4,116,124.83	7,222,358.77	25,470,917.02			1,151,082.98		40,000.00		
Rents - Equipment	5029905004	1,050,000.00		1,050,000.00	1,050,000.00			1,050,000.00		249,920.00		198,987.02	448,917.02					408,917.02					601,082.98	40,000.00	
Operating Leases	5029905006	25,062,000.00		25,062,000.00	25,062,000.00			25,062,000.00	24,179,196.12			882,803.88	25,062,000.00	6,044,799.03	8,059,732.04	4,028,066.02	6,927,602.91	25,062,000.00							
Rents - ICT Machinery and Equipment	5029905008	550,000.00		550,000.00	550,000.00			550,000.00														550,000.00			
Subscription Expenses	5029907000	187,000.00		187,000.00	187,000.00			187,000.00	7,175.00	93,609.60		66,215.40	187,000.00	7,175.00	93,609.60		66,215.40	187,000.00							
Other Subscription Expenses	5029907009	187,000.00		187,000.00	187,000.00			187,000.00	7,175.00	93,609.60		66,215.40	187,000.00	7,175.00	93,609.60		66,215.40	187,000.00							
Capital Outlays		3,752,000.00		3,752,000.00	3,752,000.00			3,752,000.00		2,561,574.89	125,944.40	1,012,370.00	3,699,889.29		2,561,574.89	125,944.40	990,000.00	3,677,519.29			52,110.71		22,370.00		
Property, Plant and Equipment Outlay	5060400000	3,452,000.00		3,452,000.00	3,452,000.00			3,452,000.00		2,337,746.00	50,000.00	1,012,370.00	3,400,116.00		2,337,746.00	50,000.00	990,000.00	3,377,746.00			51,884.00		22,370.00		
Machinery and Equipment Outlay	5060405000	1,802,000.00		1,802,000.00	1,802,000.00			1,802,000.00		688,746.00	50,000.00	1,012,370.00	1,751,116.00		688,746.00	50,000.00	990,000.00	1,728,746.00			50,884.00		22,370.00		
Office Equipment	5060405002	202,000.00		202,000.00	202,000.00			202,000.00		150,000.00	50,000.00		200,000.00		150,000.00	50,000.00		200,000.00					2,000.00		
Information and Communication Technology Equipment	5060405003	1,600,000.00		1,600,000.00	1,600,000.00			1,600,000.00		538,746.00		1,012,370.00	1,551,116.00		538,746.00		990,000.00	1,526,746.00			48,884.00		22,370.00		
Transportation Equipment Outlay	5060406000	1,650,000.00		1,650,000.00	1,650,000.00			1,650,000.00		1,649,000.00			1,649,000.00		1,649,000.00			1,649,000.00					1,000.00		
Motor Vehicles	5060406001	1,650,000.00		1,650,000.00	1,650,000.00			1,650,000.00		1,649,000.00			1,649,000.00		1,649,000.00			1,649,000.00					1,000.00		
Intangible Assets Outlay	5060500000	300,000.00		300,000.00	300,000.00			300,000.00		223,828.89	75,944.40		299,773.29		223,828.89	75,944.40		299,773.29					226.71		
Computer Software	5060502000	300,000.00		300,000.00	300,000.00			300,000.00		223,828.89	75,944.40		299,773.29		223,828.89	75,944.40		299,773.29					226.71		
Computer Software	5060502000	300,000.00		300,000.00	300,000.00			300,000.00		223,828.89	75,944.40		299,773.29		223,828.89	75,944.40		299,773.29					226.71		
IV. Automatic Appropriations																									
Retirement and Life Insurance Premiums	01104102	6,811,000.00	1,090,601.00	7,901,601.00	7,901,601.00			7,901,601.00	1,259,584.61	2,658,724.58	1,288,036.95	2,641,478.02	7,847,824.16	1,259,584.61	2,658,724.58	1,288,036.95	2,641,478.02	7,847,824.16					53,776.84		
Personnel Services		6,811,000.00	1,090,601.00	7,901,601.00	7,901,601.00			7,901,601.00	1,259,584.61	2,658,724.58	1,288,036.95	2,641,478.02	7,847,824.16	1,259,584.61	2,658,724.58	1,288,036.95	2,641,478.02	7,847,824.16					53,776.84		
Personnel Benefit Contributions	5010300000	6,811,000.00	1,090,601.00	7,901,601.00	7,901,601.00			7,901,601.00	1,259,584.61	2,658,724.58	1,288,036.95	2,641,478.02	7,847,824.16	1,259,584.61	2,658,724.58	1,288,036.95	2,641,478.02	7,847,824.16					53,776.84		
Retirement and Life Insurance Premiums	5010301000	6,811,000.00	1,090,601.00	7,901,601.00	7,901,601.00			7,901,601.00	1,259,584.61	2,658,724.58	1,288,036.95	2,641,478.02	7,847,824.16	1,259,584.61	2,658,724.58	1,288,036.95	2,641,478.02	7,847,824.16					53,776.84		
Retirement and Life Insurance Premiums	5010301000	6,811,000.00	1,090,601.00	7,901,601.00	7,901,601.00			7,901,601.00	1,259,584.61	2,658,724.58	1,288,036.95	2,641,478.02	7,847,824.16	1,259,584.61	2,658										

Particulars	UACS CODE	Appropriation			Allotments					Current Year Obligations					Current Year Disbursements					Balances				
		Authorized Appropriation	Adjustments (Transfer (To)/From, Realignment)	Adjusted Appropriations	Allotments Received	Adjustments (Withdrawal, Realignment)	Transfer To	Transfer From	Adjusted Total Allotments	1st Quarter Ending March 31	2nd Quarter Ending June 30	3rd Quarter Ending Sept. 30	4th Quarter Ending Dec. 31	Total	1st Quarter Ending March 31	2nd Quarter Ending June 30	3rd Quarter Ending Sept. 30	4th Quarter Ending Dec. 31	Total	Unreleased Appropriations	Unobligated Allotment	Unpaid Obligations (15-20) = (23+24)		
																						Due and Demandable	Not Yet Due and Demandable	
Other Compensation	5010200000		2,406,825.00	2,406,825.00	2,406,825.00			2,406,825.00					2,390,974.87	2,390,974.87			2,390,974.87		2,390,974.87			15,850.13		
Other Bonuses and Allowances	5010299000		2,406,825.00	2,406,825.00	2,406,825.00			2,406,825.00					2,390,974.87	2,390,974.87			2,390,974.87		2,390,974.87			15,850.13		
Performance Based Bonus - Civilian	5010298014		2,406,825.00	2,406,825.00	2,406,825.00			2,406,825.00					2,390,974.87	2,390,974.87			2,390,974.87		2,390,974.87			15,850.13		
Pension and Gratuity Fund	01101407		2,017,656.00	2,017,656.00	2,017,656.00			2,017,656.00		1,726,530.00	291,126.00			2,017,656.00	1,726,530.00	291,126.00		2,017,656.00						
Personnel Services			2,017,656.00	2,017,656.00	2,017,656.00			2,017,656.00		1,726,530.00	291,126.00			2,017,656.00	1,726,530.00	291,126.00		2,017,656.00						
Other Personnel Benefits	5010400000		2,017,656.00	2,017,656.00	2,017,656.00			2,017,656.00		1,726,530.00	291,126.00			2,017,656.00	1,726,530.00	291,126.00		2,017,656.00						
Terminal Leave Benefits	5010403000		291,126.00	291,126.00	291,126.00			291,126.00			291,126.00			291,126.00		291,126.00		291,126.00						
Terminal Leave Benefits - Civilian	5010403001		291,126.00	291,126.00	291,126.00			291,126.00			291,126.00			291,126.00		291,126.00		291,126.00						
Other Personnel Benefits	5010499000		1,726,530.00	1,726,530.00	1,726,530.00			1,726,530.00		1,726,530.00				1,726,530.00	1,726,530.00			1,726,530.00						
Other Personnel Benefits	5010499099		1,726,530.00	1,726,530.00	1,726,530.00			1,726,530.00		1,726,530.00				1,726,530.00	1,726,530.00			1,726,530.00						
GRAND TOTAL																								
Grand Total		154,134,000.00	15,413,404.00	169,547,404.00	169,547,404.00			169,547,404.00	48,284,595.02	39,354,741.11	27,504,321.69	44,649,369.69	158,793,027.61	29,495,792.83	43,219,657.77	32,818,501.33	51,008,333.46	156,542,285.39		10,754,376.40	2,250,742.12			

Certified Correct:


 Adami, Roselyn
 Agency Budget Officer


Date: 17/Jan/2019

Certified Correct:


CATALINA R. CARAAN
 Agency Chief Accountant
 Chief of Finance Division

Date:


Recommended By:


Maria Theresa L. Laranang
 Director IV, Administrative Services

Director, FMS

Date: 17/Jan/2019


Approved By:


 Ricote, Eleazar
 Head of Agency or Authorized Representative

Date: 17/Jan/2019

No.	Allotments / Sub-Allotments		Funding Source		Allotments					Sub-Allotment to Regions/Operating Units					Total Allotments / Net of Sub-allotments				
	Number	Date	Description	UACS Code	PS	MOOE	CO	FINEX	Total	PS	MOOE	CO	FINEX	Total	PS	MOOE	CO	FINEX	Total
1	2	3	4	5	6	7	8	9	10=(6+7+8+9)	11	12	13	14	15=(11+12+13+14)	16	17	18	19	20=(16+17+18+19)
			National Government Agencies	01101101	76,829,500.00	66,741,500.00	3,752,000.00		147,323,000.00						76,829,500.00	66,741,500.00	3,752,000.00		147,323,000.00
			Pension and Gratuity Fund	01101407	2,017,656.00				2,017,656.00						2,017,656.00				2,017,656.00
			Retirement and Life Insurance Premiums	01104102	7,901,601.00				7,901,601.00						7,901,601.00				7,901,601.00

Certified Correct:


 Adami, Roselyn
 Budget Officer
 Date: 16/Jan/2019

STATEMENT OF APPROVED BUDGET, UTILIZATIONS, DISBURSEMENTS AND BALANCES
As of December 31, 2018

Department: National Economic and Development Authority (NEDA)

Agency: Public-Private Partnership Center of the Philippines

Operating Unit: N/A

Organization Code (UACS): 240050000000

Report Status: SUBMITTED

PARTICULARS	UACS CODE	APPROVED BUDGET			BUDGET UTILIZATION					DISBURSEMENTS					BALANCES		
		Approved Budgeted Revenue	Adjustments (Additions, Reduction, Realignment)	Adjusted Budgeted Revenue	1st Quarter Ending March 31	2nd Quarter Ending June 30	3rd Quarter Ending Sept. 30	4th Quarter Ending Dec. 31	Total	1st Quarter Ending March 31	2nd Quarter Ending June 30	3rd Quarter Ending Sept. 30	4th Quarter Ending Dec. 31	Total	Unutilized Budget	Unpaid Utilizations	
																Due and Demandable / Accounts Payable	Not Yet Due and Demandable
1	2	3	4	5=[3+(-)4]	6	7	8	9	10=(6+7+8+9)	11	12	13	14	15=(11+12+13+14)	16=(5-10)	17	18
I. Agency Approved Budget																	
Asian Development Bank	04104152	66,904,459.56		66,904,459.56	6,104,997.31	12,873,428.95	35,715,380.16	12,210,653.14	66,904,459.56	35,657,193.31	24,247,377.15	1,399,622.32	11,780,357.95	73,084,550.73			(6,180,091.17)
Operations	3000000000000000	66,904,459.56		66,904,459.56	6,104,997.31	12,873,428.95	35,715,380.16	12,210,653.14	66,904,459.56	35,657,193.31	24,247,377.15	1,399,622.32	11,780,357.95	73,084,550.73			(6,180,091.17)
OO : Greater private sector participation thru Public-Private Partnership to accelerate provision of safe, efficient, reliable and sustainable infrastructure and development projects	3100000000000000	66,904,459.56		66,904,459.56	6,104,997.31	12,873,428.95	35,715,380.16	12,210,653.14	66,904,459.56	35,657,193.31	24,247,377.15	1,399,622.32	11,780,357.95	73,084,550.73			(6,180,091.17)
PUBLIC-PRIVATE PARTNERSHIP MANAGEMENT PROGRAM	3101000000000000	66,904,459.56		66,904,459.56	6,104,997.31	12,873,428.95	35,715,380.16	12,210,653.14	66,904,459.56	35,657,193.31	24,247,377.15	1,399,622.32	11,780,357.95	73,084,550.73			(6,180,091.17)
Management and Administration of the Project Development and Monitoring Facility (PDMF) Funds	310100100002000	66,904,459.56		66,904,459.56	6,104,997.31	12,873,428.95	35,715,380.16	12,210,653.14	66,904,459.56	35,657,193.31	24,247,377.15	1,399,622.32	11,780,357.95	73,084,550.73			(6,180,091.17)
MOOE		66,904,459.56		66,904,459.56	6,104,997.31	12,873,428.95	35,715,380.16	12,210,653.14	66,904,459.56	35,657,193.31	24,247,377.15	1,399,622.32	11,780,357.95	73,084,550.73			(6,180,091.17)
GRAND TOTAL		66,904,459.56		66,904,459.56	6,104,997.31	12,873,428.95	35,715,380.16	12,210,653.14	66,904,459.56	35,657,193.31	24,247,377.15	1,399,622.32	11,780,357.95	73,084,550.73			(6,180,091.17)
PS																	
MOOE		66,904,459.56		66,904,459.56	6,104,997.31	12,873,428.95	35,715,380.16	12,210,653.14	66,904,459.56	35,657,193.31	24,247,377.15	1,399,622.32	11,780,357.95	73,084,550.73			(6,180,091.17)
Fin Ex																	
CO																	

Certified Correct:

Certified Correct:

Recommended By:

Approved By:

Adami, Roselyn

CATALINA R. CARAAN

Maria Theresa L. Laranang
Director, Finance Service

Ricote, Eleazar

Agency Budget Officer

Chief Accountant

Director, FMS

Head of Agency or Authorized Representative

Date: 18/Jan/2019

Date:

Date: 18/Jan/2019


Date: 18/Jan/2019

SUMMARY OF APPROVED BUDGET, UTILIZATIONS, DISBURSEMENTS AND BALANCES BY OBJECT OF EXPENDITURES
As of the Quarter Ending December 31, 2018

Department : National Economic and Development Authority (NEDA)
 Agency : Public-Private Partnership Center of the Philippines
 Operating Unit : N/A
 Organization Code (UACS) : 240050000000
 Fund Cluster : 04 - Special Account - Foreign Assisted/Grant
 Report Status : SUBMITTED

Particulars	UACS CODE	Approved Budget			Budget Utilization					Disbursements					Balances		
		Approved Budgeted Revenue	Adjustments (Additions, Reductions, Realignment)	Adjusted Budgeted Revenue	1st Quarter Ending March 31	2nd Quarter Ending June 30	3rd Quarter Ending Sept. 30	4th Quarter Ending Dec. 31	Total	1st Quarter Ending March 31	2nd Quarter Ending June 30	3rd Quarter Ending Sept. 30	4th Quarter Ending Dec. 31	Total	Unutilized Budget	Unpaid Utilizations	
																Due and Demandable Accounts Payable	Not Yet Due and Demandable
1	2	3	4	5=(3+(-)4)	6	7	8	9	10=(6+7+8+9)	11	12	13	14	15=(11+12+13+14)	16=(5-10)	17	18
Agency Specific Budget																	
Maintenance and Other Operating Expenses		66,904,459.56		66,904,459.56	6,104,997.31	12,873,428.95	35,715,380.16	12,210,653.14	66,904,459.56	35,657,193.31	24,247,377.10	1,399,622.32	11,780,357.95	73,084,550.68			(6,180,091.12)
Professional Services	5021100000	66,904,459.56		66,904,459.56	6,104,997.31	12,873,428.95	35,715,380.16	12,210,653.14	66,904,459.56	35,657,193.31	24,247,377.10	1,399,622.32	11,780,357.95	73,084,550.68			(6,180,091.12)
Consultancy Services	5021103000	66,904,459.56		66,904,459.56	6,104,997.31	12,873,428.95	35,715,380.16	12,210,653.14	66,904,459.56	35,657,193.31	24,247,377.10	1,399,622.32	11,780,357.95	73,084,550.68			(6,180,091.12)
Consultancy Services	5021103002	66,904,459.56		66,904,459.56	6,104,997.31	12,873,428.95	35,715,380.16	12,210,653.14	66,904,459.56	35,657,193.31	24,247,377.10	1,399,622.32	11,780,357.95	73,084,550.68			(6,180,091.12)
GRAND TOTAL																	
Grand Total		66,904,459.56		66,904,459.56	6,104,997.31	12,873,428.95	35,715,380.16	12,210,653.14	66,904,459.56	35,657,193.31	24,247,377.10	1,399,622.32	11,780,357.95	73,084,550.68			(6,180,091.12)


Certified Correct:


Adami, Roselyn

Agency Budget Officer


Date: 18/Jan/2019

Certified Correct:


CATALINAR CARAAN
Chief, Finance Division

Date:


Recommended By:


Maria Theresa L. Laranang
Director IV, Administrative Services

Director, FMS

Date: 18/Jan/2019

Approved By:


Ricote Eleazar
Head of Agency or Authorized Representative

Date: 18/Jan/2019

AGING OF DUE AND DEMANDABLE OBLIGATIONS
As of December 31, 2018


Department: National Economic and Development Authority (NEDA)
Agency: Public-Private Partnership Center of the Philippines
Operating Unit: N/A
Organization Code (UACS): 240050000000

Fund Cluster: 01 - Regular Agency Fund
Report Status: SUBMITTED

NAME OF CREDITOR	OBLIGATION REQUEST			AGING OF DUE AND DEMANDABLE OBLIGATIONS						REMARKS
	Number	Date	Amount	Amount	90 days and below	91 to 180 days	181 to 270 days	271 to 360 days	Beyond 360 days	
1	2	3	4	5	6	7	8	9	10	11
M & M Water Refilling Station	554	05/31/2018	2,886.00	2,886.00	2,886.00					
Lineaire Marketing and Airconditioning Services	617	05/31/2018	10,400.00	10,400.00	10,400.00					
Anchor Human Resources Development Corp.	629	05/31/2018	367,763.01	367,763.01	367,763.01					
CP Calma	1562	12/28/2018	480.00	480.00	480.00					
Dionna Fe Falamig	1565	12/28/2018	480.00	480.00	480.00					
Petawealth Gasoline	1673	12/28/2018	2,532.77	2,532.77	2,532.77					
E-Copy Corporation	630	05/31/2018	40,000.00	40,000.00	40,000.00					
Dependable Packaging and Printing House Corp.	1558	12/28/2018	28,160.00	28,160.00	28,160.00					
Japi Printzone Corporation	1559	12/28/2018	153,566.00	153,566.00	153,566.00					
Japi Printzone Corp.	1666	12/28/2018	11,500.00	11,500.00	11,500.00					
Sign Media Inc.	1674	12/28/2018	6,700.00	6,700.00	6,700.00					
Trends and Technologies Inc.	1560	12/28/2018	571,357.62	571,357.62	571,357.62					
Petawealth Gasoline Station	1561	12/28/2018	14,553.32	14,553.32	14,553.32					
Blaise Joshua Morales	1665	12/28/2018	45,879.77	45,879.77	45,879.77					
Jeffrey Manalo	1566	12/28/2018	4,500.00	4,500.00	4,500.00					
Compucare Center	1667	12/28/2018	22,370.00	22,370.00	22,370.00					
Eton Properties Philippines Inc.	1668	12/28/2018	192,882.39	192,882.39	192,882.39					
Petawealth Gasoline	1669	12/28/2018	22,021.92	22,021.92	22,021.92					
Blue Squad Security Specialists, Inc.	172	02/28/2018	35,066.19	35,066.19	35,066.19					
Powerhouse Pest Control Services	409	04/30/2018	2,863.00	2,863.00	2,863.00					
Emerson Kim Lineses	1654	12/28/2018	140,390.85	140,390.85	140,390.85					
Frances Yani P. Domingo	1671	12/28/2018	7,081.81	7,081.81	7,081.81					
Jhoel Jorda	1608	12/28/2018	2,100.00	2,100.00	2,100.00					
Dionne Marga Larin	1567	12/28/2018	4,800.00	480.00	480.00					
Powercraft Solutions and Data Infrastructure Inc.	1663	12/28/2018	259,000.00	259,000.00	259,000.00					
Converge Information and Communications Technology Solutions Inc.	619	05/31/2018	66,774.20	66,774.20	66,774.20					
PLDT Inc.	620	05/31/2018	71,039.27	71,039.27	71,039.27					
Joselyn Bergante	1659	12/28/2018	4,765.00	4,765.00	4,765.00					
Powercraft Solutions and Data Infrastructure Inc.	1662	12/28/2018	159,999.00	159,999.00	159,999.00					

NAME OF CREDITOR	OBLIGATION REQUEST			AGING OF DUE AND DEMANDABLE OBLIGATIONS						REMARKS
	Number	Date	Amount	Amount	90 days and below	91 to 180 days	181 to 270 days	271 to 360 days	Beyond 360 days	
1	2	3	4	5	6	7	8	9	10	11
Emerson Kim Lineses et al	1670	12/28/2018	3,150.00	3,150.00	3,150.00					
TOTAL			2,255,062.12	2,250,742.12	2,250,742.12					


Certified Correct:


 Adami, Roselyn
 Agency Budget Officer
 Date: 17/Jan/2019


Certified Correct:


CATALINA R. CARAAN
 Agency Chief Accountant
 Chief of Finance Division
 Date: 17/Jan/2019

Recommended By:


Maria Theresa L. Laranang
 Director IV, Administrative Service
 Director, FMS
 Date: 17/Jan/2019

Approved By:


 Ricote, Eleazar
 Head of Agency or Authorized
 Representative
 Date:

MONTHLY REPORT OF DISBURSEMENTS
For the month of October, 2018

Department: National Economic and Development Authority (NEDA)						Agency: Public-Private Partnership Center of the Philippines						Operating Unit: N/A															
Organization Code (UACS): 240050000000						Fund Cluster: 01 - Regular Agency Fund						Report Status: SUBMITTED															
PARTICULARS	CURRENT YEAR BUDGET					PRIOR YEAR'S ACCOUNTS PAYABLE					CURRENT YEAR'S ACCOUNTS PAYABLE					SUB-TOTAL	TRUST LIABILITIES				GRAND TOTAL					REMARKS	
	PS	MOOE	Fin. Exp	CO	TOTAL	PS	MOOE	Fin. Exp	CO	Sub-Total	PS	MOOE	Fin. Exp	CO	Sub-Total		TOTAL	PS	MOOE	CO	TOTAL	PS	MOOE	Fin. Exp	CO		TOTAL
	1	2	3	4	5	6	7	8	9	10	11	12	13	14	15		16	17	18	19	20	21	22	23	24		25
	6,005,961.96	5,140,969.00			11,146,930.96												11,146,930.96				8,005,961.96	5,140,969.00			13,146,930.96		
Notice of Cash Allocation (NCA)	1,407,760.86	258,700.26			1,666,461.12												1,666,461.12				1,407,760.86	258,700.26			1,666,461.12		
MDS Checks Issued	4,598,201.10	4,882,268.74			9,480,469.84												9,480,469.84				4,598,201.10	4,882,268.74			9,480,469.84		
Advice to Debit Account																											
Notice of Transfer of Allocation (NTA)																											
MDS Checks Issued																											
Advice to Debit Account																											
Working Fund (NCA issued to BTr)																											
Tax Remittance Advices Issued (TRA)	751,687.85	297,275.02			1,048,962.87												1,048,962.87				751,687.85	297,275.02			1,048,962.87		
Cash Disbursement Ceiling (CDC)																											
Non-Cash Availment Authority (NCAA)																											
Others (CDT, BTr Docs Stamp, etc.)																											


Summary

PARTICULARS	PREVIOUS REPORT	CURRENT MONTH	AS OF DATE
(1)	(2)	(3)	(4)
Total Disbursement Authorities Received			
NCA	109,010,481.00	12,055,000.00	121,065,481.00
Working Fund	12,516,959.37		12,516,959.37
TRA	9,902,621.38	1,048,962.87	10,951,584.25
CDC			
NCAA			
Others (CDT, BTr Docs Stamp, etc.)			
Less: Notice of Transfer Allocations (NTA) issued			
Total Disbursements Authorities Available	131,430,061.75	13,103,962.87	144,534,024.62
Less:			
Lapsed NCA	19,137.16		19,137.16
Disbursements	118,893,228.47	12,195,893.83	131,089,122.30
Balance of Disbursements Authorities as of to date	12,517,696.12	908,069.04	13,425,765.16
Total Disbursements Program	110,715,000.00	12,736,000.00	123,451,000.00
Less: * Actual Disbursements	118,893,228.47	12,195,893.83	131,089,122.30
(Over) Under spending	(8,178,228.47)	540,166.17	(7,638,122.50)

Certified Correct:


CATALINA R. CARAAN
 Agency Chief Accountant
 Chief of Finance Division
 Date: 07/Dec/2018

Approved By:


Ricote Eleazar
 Head of Agency or Authorized Representative
 Date: 16/Jan/2019

MONTHLY REPORT OF DISBURSEMENTS
For the month of November, 2018

Department: National Economic and Development Authority (NEDA)					Agency: Public-Private Partnership Center of the Philippines										Operating Unit: N/A											
Organization Code (UACS): 24005000000					Fund Cluster: 01 - Regular Agency Fund										Report Status: SUBMITTED											
PARTICULARS	CURRENT YEAR BUDGET					PRIOR YEAR'S ACCOUNTS PAYABLE					CURRENT YEAR'S ACCOUNTS PAYABLE					SUB-TOTAL	TRUST LIABILITIES				GRAND TOTAL					REMARKS
	PS	MOOE	Fin. Exp	CO	TOTAL	PS	MOOE	Fin. Exp	CO	Sub-Total	PS	MOOE	Fin. Exp	CO	Sub-Total		TOTAL	PS	MOOE	Fin. Exp	CO	TOTAL				
	1	2	3	4	5	6=(2+3+4+5)	7	8	9	10	11=(7+8+9+10)	12	13	14	15		16=(12+13+14+15)	17=(11+16)	18	19	20	21	22=(18+19+20+21)	23		
Notice of Cash Allotment (NCA)	11,741,825.68	4,377,648.59			16,119,474.18											16,119,474.18						11,741,825.68	4,377,648.59			16,119,474.18
MDS Checks Issued	1,482,920.73	255,914.75			1,738,865.48											1,738,865.48						1,482,920.73	255,914.75			1,738,865.48
Advice to Debit Account	10,238,904.93	4,121,703.75			14,380,608.70											14,380,608.70						10,238,904.93	4,121,703.75			14,380,608.70
Notes of Transfer of Allocation (NTA)																										
MDS Checks Issued																										
Advice to Debit Account																										
Working Fund (NCA issued to BTR)																										
Tax Remittance Advice Issued (TKA)																										
Cash Disbursement Ceiling (CDC)																										
Non-Cash Availment Authority (NCAA)																										
Others (CDT, BTR Docs Stamp, etc.)																										

Summary


PARTICULARS	PREVIOUS REPORT	CURRENT MONTH	AS OF DATE
(1)	(2)	(3)	(4)
Total Disbursement Authorities Received			
NCA	121,065,481.00	24,400,757.00	145,466,238.00
Working Fund	12,516,959.37	908,069.04	13,425,028.41
TRA	10,851,584.25		10,851,584.25
CDC			
NCAA			
Others (CDT, BTR Docs Stamp, etc.)			
Less: Notice of Transfer Allocations (NTA)* issued			
Total Disbursements Authorities Available	144,534,024.62	25,308,826.04	169,842,850.66
Less			
Lapsed NCA	19,157.16		19,157.16
Disbursements	131,089,122.30	16,119,474.18	147,208,596.48
Balance of Disbursements Authorities as of date	13,425,765.16	9,189,351.86	22,615,117.02
Total Disbursements Program	123,451,090.00	16,634,000.00	140,085,090.00
Less: * Actual Disbursements	131,089,122.30	16,119,474.18	147,208,596.48
(Over) Under spending	(7,658,122.30)	514,525.82	(7,123,596.48)

Certified Correct:


CATALINA R. CARAAN
Chief of Finance Division

Date: 16/Jan/2019

Approved By:


Ricote Cleazar
Head of Agency or Authorized Representative
Date: 17/Jan/2019

MONTHLY REPORT OF DISBURSEMENTS
For the month of December, 2018

Department: National Economic and Development Authority (NEDA)					Agency: Public-Private Partnership Center of the Philippines					Operating Unit: N/A																			
Organization Code (UACS): 240050000000					Fund Cluster: 01 - Regular Agency Fund					Report Status: SUBMITTED																			
PARTICULARS	CURRENT YEAR BUDGET					PRIOR YEAR'S ACCOUNTS PAYABLE					CURRENT YEAR'S ACCOUNTS PAYABLE					SUB-TOTAL	TRUST LIABILITIES					GRAND TOTAL					REMARKS		
	PS	MOOE	Fin. Exp	CO	TOTAL	PS	MOOE	Fin. Exp	CO	Sub-Total	PS	MOOE	Fin. Exp	CO	Sub-Total		TOTAL	PS	MOOE	CO	TOTAL	PS	MOOE	Fin. Exp	CO	TOTAL			
	1	2	3	4	5	6=(1+3+4+5)	7	8	9	10	11=(7+8+9+10)	12	13	14	15		16=(12+13+14+15)	17=(11+16)	18=(6+17)	19	20	21	22=(19+20+21)	23	24	25		26	27=(23+24+25+26)
Notice of Cash Allocation (NCA)	10,847,328.73	9,258,887.40		936,964.28	21,043,180.41		91,350.00			91,350.00						91,350.00	21,134,530.41								10,847,328.73	9,350,237.20		936,964.28	21,134,530.41
MDS Checks Issued	2,914,064.34	344,515.10			3,278,579.64												3,278,579.64								2,914,064.34	344,515.10			3,278,579.64
Advice to Debit Account	7,913,264.39	5,914,372.10		856,964.28	17,764,600.77		91,350.00			91,350.00						91,350.00	17,855,950.77							7,913,264.39	6,003,722.10		856,964.28	17,855,950.77	
Notice of Transfer of Allocation (NTA)																													
MDS Checks Issued																													
Advice to Debit Account																													
Working Fund (NCA issued to BTr)																													
Tax Remittance Advances Issued (TRA)	838,932.32	606,454.30		53,055.72	1,498,442.24		13,650.00			13,650.00						13,650.00	1,512,092.24							838,932.32	620,124.20		53,055.72	1,512,092.24	
Cash Disbursement Ceiling (CDC)																													
Non-Cash Availment Authority (NCAA)																													
Others (CDT, BTr Docs Stamp, etc.)																													

Summary


PARTICULARS	PREVIOUS REPORT	CURRENT MONTH	AS OF DATE
(1)	(2)	(3)	(4)
Total Disbursement Authorities Received			
NCA	145,466,238.00	13,348,000.00	158,814,238.00
Working Fund	13,425,025.41	9,859,351.86	22,614,360.27
TRA	11,921,406.12	1,512,092.24	13,433,501.36
CDC			
NCAA			
Others (CDT, BTr Docs Stamp, etc.)			
Less: Notice of Transfer Allocations (NTA)* issued			
Total Disbursements Authorities Available	170,812,675.53	24,049,444.10	194,862,119.63
Less			
Lapsed NCA	19,137.16	1,402,921.47	1,421,958.63
Disbursements	148,178,421.25	22,646,622.65	170,825,043.90
Balance of Disbursements Authorities as of date	22,615,117.02		22,615,117.02
Total Disbursements Program	140,085,000.00	14,049,000.00	154,134,000.00
Less: * Actual Disbursements	148,178,421.25	22,646,622.65	170,825,043.90
(Over) Under spending	(5,093,421.35)	(8,597,622.65)	(16,691,044.00)

Certified Correct:


CATALINA R. CARAAN
Chief of Finance Division
Agency Chief Accountant

Date: 16/Jan/2019

Approved By:


Ricote Eleazar
Head of Agency or Authorized Representative
Date: 17/Jan/2019

MONTHLY REPORT OF DISBURSEMENTS
For the month of December, 2018

Department: National Economic and Development Authority (NEDA)					Agency: Public-Private Partnership Center of the Philippines										Operating Unit: N/A											
Organization Code (UACS): 240050000000					Fund Cluster: 04 - Special Account - Foreign Assisted/Grant										Report Status: SUBMITTED											
PARTICULARS	CURRENT YEAR BUDGET					PRIOR YEAR'S BUDGET										SUB-TOTAL	TRUST LIABILITIES				GRAND TOTAL					REMARKS
	PS	MOOE	Fin. Exp	CO	TOTAL	PRIOR YEAR'S ACCOUNTS PAYABLE					CURRENT YEAR'S ACCOUNTS PAYABLE						PS	MOOE	CO	TOTAL	PS	MOOE	Fin. Exp	CO	TOTAL	
						7	8	9	CO	Sub-Total	12	13	14	15	16											

Summary


PARTICULARS	PREVIOUS REPORT	CURRENT MONTH	AS OF DATE
(1)	(2)	(3)	(4)
Total Disbursement Authorities Received			
NCA		86,343.56	86,343.56
Working Fund			
TRA			
CDC			
NCAA			
Others (CDT, BTr Docs Stamp, etc.)			
Less: Notice of Transfer Allocation (NTA)* issued			
Total Disbursements Authorities Available		86,343.56	86,343.56
Less:			
Lapsed NCA			
Disbursements		86,343.56	86,343.56
Balance of Disbursements Authorities as of to date			
Total Disbursements Program			
Less: * Actual Disbursements		86,343.56	86,343.56
(Over) Under spending:		(86,343.56)	(86,343.56)

Certified Correct:


CATALINA R. CARAAN
Chief of Finance Division

Date: 18/Jan/2019

Approved By:


Ricote, Eleazar
Head of Agency or Authorized Representative
Date: 18/Jan/2019

QUARTERLY REPORT OF REVENUE AND OTHER RECEIPTS
As of the Quarter Ending December 31, 2018
(In Pesos)

Department: National Economic and Development Authority (NEDA)			Agency: Public-Private Partnership Center of the Philippines					Report Status: SUBMITTED					
Operating Unit: N/A			Organization Code (UACS): 240050000000										
CLASSIFICATION / SOURCES OF REVENUE AND OTHER RECEIPTS	UACS Code	REVENUE TARGET (Annual)	ACTUAL REVENUE AND OTHER RECEIPTS COLLECTIONS					CUMULATIVE REMITTANCE /DEPOSITS TO DATE			VARIANCE		REMARKS
			1st Quarter	2nd Quarter	3rd Quarter	4th Quarter	TOTAL	Remittance to BTr	Deposited with ACDB	Total	Amount	%	
1	2	3	4	5	6	7	8=(4+5+6+7)	9	10	11=(9+10)	12=(6-3)	13=(12/3)	14
General Fund (formerly Fund 101)													
Other Service Income	4020199099		5,000.00	15,000.00	10,000.00	18,500.00	48,500.00		48,500.00	48,500.00	48,500.00		
Special Account in the General Fund (formerly Fund 105, 183, 401, 151-159)													
Off-Budget Accounts (formerly Fund 161 to 164, etc.)													
Custodial Funds (formerly Fund 101-184, 187)													
Due to NGAs	2020105000		6,200,000.00	12,394,041.28		46,831,408.07	65,425,449.35		18,594,041.28	18,594,041.28	65,425,449.35		
Assistance from Local Government Units	4030103000												
TOTAL			6,205,000.00	12,409,041.28	10,000.00	46,849,908.07	65,473,949.35		18,642,541.28	18,642,541.28	65,473,949.35		

Certified Correct:

Approved By:

Catalinar
CATALINAR R. CARAAN
 Chief of Finance Division
 Agency Chief Accountant

Ricote
Ricote Eleazar
 Head of Agency/Department Secretary
 Date: 17/Jan/2019

Date: 17/Jan/2019