

QUARTERLY PHYSICAL REPORT OF OPERATION
As of 2017 March 31

Department: National Economic and Development Authority (NEDA)

Appropriations: Current Year Appropriations

Agency: Public-Private Partnership Center of the Philippines

Operating Unit: N/A

Organization Code (UACS): 240050000000

Report Status: SUBMITTED

Particulars	UACS CODE	Physical Targets					Physical Accomplishments					Variance as of March 31 2017	Remarks
		1st Quarter	2nd Quarter	3rd Quarter	4th Quarter	Total	1st Quarter	2nd Quarter	3rd Quarter	4th Quarter	Total		
1	2	3	4	5	6	7=(3+4+5+6)	8	9	10	11	12=(8+9+10+11)	13	14
Part A													
I. Operations													
MFO 1: PUBLIC-PRIVATE PARTNERSHIP (PPP) PROJECT ADVISORY, MANAGEMENT AND MONITORING SERVICES	000003010000000												
Quantity													
Quantity													
No. of PDMF Committee-approved projects with signed consulting contracts		0				4	0					0	
% of PDMF-supported projects with expected reimbursements collected		80%				80%	0%					-80%	1Q: No expected project with reimbursement for the 1Q 2017
% of Capacity Building Program milestone activities achieved as targeted per year		21%				75%	63%					41%	1Q: 29/46 targeted activities
													1Q: Operationalize audio&video conference & on-premise email system; Improved WIFI security access for both guest & internal

Particulars	UACS CODE	Physical Targets					Physical Accomplishments					Variance as of March 31 2017	Remarks
		1st Quarter	2nd Quarter	3rd Quarter	4th Quarter	Total	1st Quarter	2nd Quarter	3rd Quarter	4th Quarter	Total		
1	2	3	4	5	6	7=(3+4+5+6)	8	9	10	11	12=(8+9+10+11)	13	14
% of KM Roadmap milestone activities achieved as targeted per year		20%				75%	23%					3%	staff; ISSP 2018-2020; updated website w/ new contents; produced MRs picked up by media; created new knowledge products
Quality													
Quality													
% of PPP-vetted projects (technical component) approved by ICC-Cabinet Committee (CabCom) for endorsement to NEDA Board		80%				80%	0%					-80%	1Q: NSRP-South Line-ICC-CC approval was subject to submission of documentary requirements and confirmation of viability. Only O&M was approved to be retained as PPP.
% of proposed PPP policy instruments approved by appropriate body		50%				50%	100%					50%	1Q: 2/2 new Policy Notes and 1/1 proposed improvements to existing Policy Circulars approved by the PPPGB
Timeliness													
Timeliness													
Proposed PPP policy instruments submitted to appropriate bodies within set deadlines		70%				70%	100%					30%	1Q: 15 out of 15 policy instruments/advocacies
Updates on the PPP Program and projects published on the website		100% (Every 2 weeks)				100% (Every 2 weeks)	100% (Every 2 weeks)					0%	1Q: Average of 2 project updates published on the website every month.

Prepared By:


Wally Don Calderon

In coordination with:


Catalina Caraan

Approved By:


ELEAZAR E. RICOTE
Deputy Executive Director

Planning Services Head/Planning Officer

Financial Services Head/Budget Officer

Agency Head/Department Secretary

Date: 18/Apr/2017

Date: 19/Apr/2017

Date: 19/Apr/2017

This report was generated using the Unified Reporting System

STATEMENT OF APPROPRIATIONS, ALLOTMENTS, OBLIGATIONS, DISBURSEMENTS AND BALANCES
As of the Quarter Ending March 31, 2017

Department: National Economic and Development Authority (NEDA)
Agency: Public-Private Partnership Center of the Philippines
Operating Unit: N/A
Organization Code (UACS): 240050000000
Fund Cluster: 01 - Regular Agency Fund

Authorization: 01 - Current Year Appropriations
Report Status: SUBMITTED

Table with columns for Particulars, UACS CODE, Appropriation, Allotments, Current Year Obligations, Current Year Disbursements, and Balances. Includes rows for Agency Specific Budget, General Administration and Support, Operations, and Retirement and Life Insurance Premiums.


Particulars	UACS CODE	Appropriation			Allotments					Current Year Obligations				Current Year Disbursements				Balances						
		Authorized Appropriation	Adjustments (Transfer To/From, Realignment)	Adjusted Appropriations	Allotments Received	Adjustments (Withdrawal, Realignment)	Transfer To	Transfer From	Adjusted Total Allotments	1st Quarter Ending March 31	2nd Quarter	3rd Quarter	4th Quarter	Total	1st Quarter	2nd Quarter	3rd Quarter	4th Quarter	Total	Unreleased Appropriations	Unobligated Allotment	Unpaid Obligations (15-20) = (23+24)		
											Ending June 30	Ending Sept. 30	Ending Dec. 31		Ending March 31	Ending June 30	Ending Sept. 30	Ending Dec. 31				Due and Demandable	Not Yet Due and Demandable	
1	2	3	4	5=(3+4)	6	7	8	9	10=(8+7)+9	11	12	13	14	15=(11+12+13+14)	16	17	18	19	20=(16+17+18+19)	21=(5-10)	22=(16-19)	23	24	
Public-Private Partnership Policy Formulation and Advocacy, and Project Monitoring and Evaluation	161003010300000	1,060,000.00		1,060,000.00	1,060,000.00				1,060,000.00	207,914.58				207,914.58	207,914.58				207,914.58			852,085.42		
PS		1,060,000.00		1,060,000.00	1,060,000.00				1,060,000.00	207,914.58				207,914.58	207,914.58				207,914.58			852,085.42		
Provision of Capacity Building, Knowledge Management Services, Legal Services and Information Systems and Technology Development and Maintenance	161003010400000	1,478,000.00		1,478,000.00	1,478,000.00				1,478,000.00	359,887.72				359,887.72	359,887.72				359,887.72			1,118,112.28		
PS		1,478,000.00		1,478,000.00	1,478,000.00				1,478,000.00	359,887.72				359,887.72	359,887.72				359,887.72			1,118,112.28		
Sub-Total, Automatic Appropriations		6,739,000.00		6,739,000.00	6,739,000.00				6,739,000.00	1,353,020.28				1,353,020.28	1,353,020.28				1,353,020.28			5,385,979.72		
PS		6,739,000.00		6,739,000.00	6,739,000.00				6,739,000.00	1,353,020.28				1,353,020.28	1,353,020.28				1,353,020.28			5,385,979.72		
MOOE																								
Fin Ex																								
CO																								
II. Special Purpose Fund																								
Sub-Total, SPF																								
PS																								
MOOE																								
Fin Ex																								
CO																								
GRAND TOTAL		163,050,000.00		163,050,000.00	163,050,000.00				163,050,000.00	42,769,604.62				42,769,604.62	28,185,383.13				28,185,383.13			120,280,396.38		14,564,221.49
PS		81,420,000.00		81,420,000.00	81,420,000.00				81,420,000.00	18,905,880.26				18,905,880.26	18,887,880.26				18,887,880.26			62,514,119.74		18,000.00
MOOE		65,266,000.00		65,266,000.00	65,266,000.00				65,266,000.00	23,863,724.36				23,863,724.36	9,297,502.87				9,297,502.87			41,402,276.64		14,566,221.49
Fin Ex																								
CO		16,364,000.00		16,364,000.00	16,364,000.00				16,364,000.00													16,364,000.00		


Certified Correct:

Certified Correct:


Recommended By:

Approved By:


 Adami, Roselyn
 Budget Officer
 Date: 11/Apr/2017


 CATALINA R. CARAAN
 Chief of Finance Division
 Chief Accountant
 Date:

Director, FMS
 Date: 17/Apr/2017


 ELEAZAR E. RICOTE
 Deputy Executive Director
 Agency Head/Department
 Date: 17/Apr/2017

Particular	UACS CODE	Appropriation			Allotments					Current Year Obligations					Current Year Disbursements				Balances					
		Authorized Appropriation	Adjustments (Transfer To/From, Realignment)	Adjusted Appropriations	Allotments Received	Adjustments (Withdrawal, Realignment)	Transfer To	Transfer From	Adjusted Total Allotments	1st Quarter	2nd Quarter	3rd Quarter	4th Quarter	Total	1st Quarter	2nd Quarter	3rd Quarter	4th Quarter	Total	Unreleased Appropriations	Unallotted Allocation	Unpaid Obligations (15-20) = (23+24)		
										Ending March 31	Ending June 30	Ending Sept. 30	Ending Dec. 31		Ending March 31	Ending June 30	Ending Sept. 30	Ending Dec. 31				Due and Demandable	Not Yet Due and Demandable	
1	2	3	4	5	6	7	8	9	10	11	12	13	14	15	16	17	18	19	20	21	22	23	24	
Expenses	5021003000	487,610.00		487,610.00	487,610.00					487,610.00	88,147.18				88,147.18	79,947.18			79,947.18			399,462.82		8,200.00
Extraordinary and Miscellaneous Expenses	5021003000	487,610.00		487,610.00	487,610.00					487,610.00	88,147.18				88,147.18	79,947.18			79,947.18			399,462.82		8,200.00
Professional Services	5021100000	38.00		38.00	38.00					38.00	38.00				38.00	38.00			38.00					
Legal Services	5021101000	38.00		38.00	38.00					38.00	38.00				38.00	38.00			38.00					
Legal Services	5021101000	38.00		38.00	38.00					38.00	38.00				38.00	38.00			38.00					
General Services	5021200000	280,754.00		280,754.00	280,754.00					280,754.00	280,754.00				280,754.00	132,466.36			132,466.36					148,287.64
Security Services	5021203000	280,754.00		280,754.00	280,754.00					280,754.00	280,754.00				280,754.00	132,466.36			132,466.36					148,287.64
Security Services	5021203000	280,754.00		280,754.00	280,754.00					280,754.00	280,754.00				280,754.00	132,466.36			132,466.36					148,287.64
Repairs and Maintenance	5021300000	377,104.00		377,104.00	377,104.00					377,104.00	3,259.00				3,259.00	3,259.00			3,259.00			373,845.00		
Repairs and Maintenance - Transportation Equipment	5021306000	396.00		396.00	396.00					396.00	396.00				396.00	396.00			396.00					
Motor Vehicles	5021306001	396.00		396.00	396.00					396.00	396.00				396.00	396.00			396.00					
Repairs and Maintenance - Furniture and Fixtures	5021307000	376,708.00		376,708.00	376,708.00					376,708.00	2,863.00				2,863.00	2,863.00			2,863.00			373,845.00		
Repairs and Maintenance - Furniture and Fixtures	5021307000	376,708.00		376,708.00	376,708.00					376,708.00	2,863.00				2,863.00	2,863.00			2,863.00			373,845.00		
Taxes, Insurance Premiums and Other Fees	5021500000	22,883.00		22,883.00	22,883.00					22,883.00	21,349.00				21,349.00	21,349.00			21,349.00			1,334.00		
Taxes, Duties and Licenses	5021501000	7,016.00		7,016.00	7,016.00					7,016.00	5,682.00				5,682.00	5,682.00			5,682.00			1,334.00		
Taxes, Duties and Licenses	5021501001	7,016.00		7,016.00	7,016.00					7,016.00	5,682.00				5,682.00	5,682.00			5,682.00			1,334.00		
Fidelity Bond Premiums	5021502000	125.00		125.00	125.00					125.00	125.00				125.00	125.00			125.00					
Fidelity Bond Premiums	5021502000	125.00		125.00	125.00					125.00	125.00				125.00	125.00			125.00					
Insurance Expenses	5021503000	15,542.00		15,542.00	15,542.00					15,542.00	15,542.00				15,542.00	15,542.00			15,542.00					
Insurance Expenses	5021503000	15,542.00		15,542.00	15,542.00					15,542.00	15,542.00				15,542.00	15,542.00			15,542.00					
Other Maintenance and Operating Expenses	5029900000	1,261,471.00		1,261,471.00	1,261,471.00					1,261,471.00	79,995.12				79,995.12	79,995.12			79,995.12			1,101,475.88		
Advertising Expenses	5029901000	145,569.00		145,569.00	145,569.00					145,569.00												145,569.00		
Advertising Expenses	5029901000	145,569.00		145,569.00	145,569.00					145,569.00												145,569.00		
Printing and Publication Expenses	5029902000	663,550.00		663,550.00	663,550.00					663,550.00												663,550.00		
Printing and Publication Expenses	5029902000	663,550.00		663,550.00	663,550.00					663,550.00												663,550.00		
Transportation and Delivery Expenses	5029904000	60,147.00		60,147.00	60,147.00					60,147.00	6,593.00				6,593.00	6,593.00			6,593.00			53,554.00		
Transportation and Delivery Expenses	5029904000	60,147.00		60,147.00	60,147.00					60,147.00	6,593.00				6,593.00	6,593.00			6,593.00			53,554.00		
Rental Lease Expenses	5029905000	392,205.00		392,205.00	392,205.00					392,205.00	73,402.12				73,402.12	73,402.12			73,402.12			318,802.88		
Rental Lease Expenses	5029905000	392,205.00		392,205.00	392,205.00					392,205.00	73,402.12				73,402.12	73,402.12			73,402.12			318,802.88		
Rents - Equipment	5029905004	392,205.00		392,205.00	392,205.00					392,205.00	73,402.12				73,402.12	73,402.12			73,402.12			318,802.88		
GRAND TOTAL																								
Grand Total		13,577,575.00		13,577,575.00	13,577,575.00					13,577,575.00	1,636,194.99				1,636,194.99	1,479,707.35			1,479,707.35			11,941,380.01		156,487.64

Certified Correct:

Certified Correct:

Recommended By:

Approved By:


Adami, Roselyn


CATALINA R. CARAAN
Chief of Finance Division


ELEAZAR E. RICOTE
Deputy Executive Director

Agency Budget Officer

Agency Chief Accountant

Director, FMS

Head of Agency or Authorized Representative

Date: 11/Apr/2017

Date:

Date: 17/Apr/2017

Date: 17/Apr/2017

Particulars	UACS CODE	Appropriation			Allotments					Current Year Obligations				Current Year Disbursements				Balances								
		Authorized Appropriation	Adjustments (Transfer To/From, Realignment)	Adjusted Appropriations	Allotments Received	Adjustments (Withdrawal, Realignment)	Transfer To	Transfer From	Adjusted Total Allotments	1st Quarter Ending March 31	2nd Quarter Ending June 30	3rd Quarter Ending Sept. 30	4th Quarter Ending Dec. 31	Total	1st Quarter Ending March 31	2nd Quarter Ending June 30	3rd Quarter Ending Sept. 30	4th Quarter Ending Dec. 31	Total	Unreleased Appropriations	Unobligated Allotment	Unpaid Obligations (15-20) = (23+24)				
1	2	3	4	5=3+4	6	7	8	9	10=(8+17+8+9)	11	12	13	14	15=(11+12+13+14)	16	17	18	19	20=(16+17+18+19)	21=(5-10)	22=(4-15)	23	24			
Insurance Expenses	5021503000	204,000.00		204,000.00	204,000.00				204,000.00	22,547.35				22,547.35	22,547.35				22,547.35					181,452.65		
Insurance Expenses	5021503000	204,000.00		204,000.00	204,000.00				204,000.00	22,547.35				22,547.35	22,547.35				22,547.35					181,452.65		
Other Maintenance and Operating Expenses	5029900000	30,704,000.00		30,704,000.00	30,704,000.00				30,704,000.00	21,135,732.98				21,135,732.98	8,014,064.14				8,014,064.14					9,568,267.02	13,121,688.84	
Advertising Expenses	5029901000	100,000.00		100,000.00	100,000.00				100,000.00															100,000.00		
Advertising Expenses	5029901000	100,000.00		100,000.00	100,000.00				100,000.00															937,000.00		
Printing and Publication Expenses	5029902000	937,000.00		937,000.00	937,000.00				937,000.00															937,000.00		
Representation Expenses	5029903000	2,622,000.00		2,622,000.00	2,622,000.00				2,622,000.00	510,867.66				510,867.66	510,867.66				510,867.66					2,111,132.34		
Representation Expenses	5029903000	2,622,000.00		2,622,000.00	2,622,000.00				2,622,000.00	510,867.66				510,867.66	510,867.66				510,867.66					2,111,132.34		
Transportation and Delivery Expenses	5029904000	26,000.00		26,000.00	26,000.00				26,000.00															26,000.00		
Transportation and Delivery Expenses	5029904000	26,000.00		26,000.00	26,000.00				26,000.00															26,000.00		
Rent/Lease Expenses	5029905000	25,703,000.00		25,703,000.00	25,703,000.00				25,703,000.00	20,619,765.32				20,619,765.32	7,488,096.48				7,488,096.48					5,063,234.68	13,121,688.84	
Operating Lease	5029905006	25,153,000.00		25,153,000.00	25,153,000.00				25,153,000.00	20,619,765.32				20,619,765.32	7,488,096.48				7,488,096.48					4,533,234.68	13,121,688.84	
Rent - ICT Machinery and Equipment	5029905008	550,000.00		550,000.00	550,000.00				550,000.00															550,000.00		
Subscription Expenses	5029907000	1,316,000.00		1,316,000.00	1,316,000.00				1,316,000.00	5,100.00				5,100.00	5,100.00				5,100.00					1,310,900.00		
ICT Software Subscription	5029907001	1,128,000.00		1,128,000.00	1,128,000.00				1,128,000.00															1,128,000.00		
Other Subscription Expenses	5029907009	188,000.00		188,000.00	188,000.00				188,000.00	5,100.00				5,100.00	5,100.00				5,100.00					182,900.00		
Capital Outlays		16,364,000.00		16,364,000.00	16,364,000.00				16,364,000.00																16,364,000.00	
Property, Plant and Equipment Outlay	5060400000	16,364,000.00		16,364,000.00	16,364,000.00				16,364,000.00																16,364,000.00	
Machinery and Equipment Outlay	5060405000	16,364,000.00		16,364,000.00	16,364,000.00				16,364,000.00																900,000.00	
Office Equipment	5060405002	900,000.00		900,000.00	900,000.00				900,000.00															900,000.00		
Information and Communication Technology Equipment	5060405003	15,464,000.00		15,464,000.00	15,464,000.00				15,464,000.00																15,464,000.00	
Automatic Appropriations																										
Retirement and Life Insurance Premiums	01104102	6,739,000.00		6,739,000.00	6,739,000.00				6,739,000.00	1,353,020.28				1,353,020.28	1,353,020.28				1,353,020.28					5,386,979.72		
Personnel Services		6,739,000.00		6,739,000.00	6,739,000.00				6,739,000.00	1,353,020.28				1,353,020.28	1,353,020.28				1,353,020.28					5,386,979.72		
Personnel Benefit Contributions	5010300000	6,739,000.00		6,739,000.00	6,739,000.00				6,739,000.00	1,353,020.28				1,353,020.28	1,353,020.28				1,353,020.28					5,386,979.72		
Retirement and Life Insurance Premiums	5010301000	6,739,000.00		6,739,000.00	6,739,000.00				6,739,000.00	1,353,020.28				1,353,020.28	1,353,020.28				1,353,020.28					5,386,979.72		
Retirement and Life Insurance Premiums	5010301000	6,739,000.00		6,739,000.00	6,739,000.00				6,739,000.00	1,353,020.28				1,353,020.28	1,353,020.28				1,353,020.28					5,386,979.72		
GRAND TOTAL																										
Grand Total		163,050,000.00		163,050,000.00	163,050,000.00				163,050,000.00	42,768,604.62				42,768,604.62	28,185,383.13				28,185,383.13					120,260,395.36	14,594,221.49	

Certified Correct:

Certified Correct:

Recommended By:

Approved By:

Adami, Roselyn

CATALINA R. CARAAN

ELEAZAR E. RICOTE
Deputy Executive Director

Agency Budget Officer

Agency Chief Accountant

Director, FMS

Head of Agency or Authorized Representative

Date: 11/Apr/2017

Date:

Date: 17/Apr/2017

Date: 17/Apr/2017

This report was generated using the Unified Reporting System


LIST OF ALLOTMENTS AND SUB-ALLOTMENTS
As of the Quarter Ending March 31, 2017

Department: National Economic and Development Authority (NEDA)
Agency: Public-Private Partnership Center of the Philippines
Operating Unit: N/A
Organization Code (UACS): 240050000000
Fund Cluster: 01 - Regular Agency Fund

Authorization: 01 - Current Year Appropriations
Report Status: SUBMITTED

No.	Allotments / Sub-Allotments		Funding Source		Allotments					Sub-Allotment to Regions/Operating Units					Total Allotments / Net of Sub-allotments				
	Number	Date	Description	UACS Code	PS	MOOE	CO	FINEX	Total	PS	MOOE	CO	FINEX	Total	PS	MOOE	CO	FINEX	Total
1	2	3	4	5	6	7	8	9	10=(6+7+8+9)	11	12	13	14	15=(11+12+13+14)	16	17	18	19	20=(16+17+18+19)
	A. Allotments Received From DBM																		
1	GAA FY 2017	2017-01-19	Specific Budgets of National Government Agencies	01101101	74,681,000.00	65,266,000.00	16,364,000.00		156,311,000.00						74,681,000.00	65,266,000.00	16,364,000.00		156,311,000.00
	Sub-total				74,681,000.00	65,266,000.00	16,364,000.00		156,311,000.00						74,681,000.00	65,266,000.00	16,364,000.00		156,311,000.00
	B. Sub-allotments received from Central Office/Regional Office																		
	Total Allotments				74,681,000.00	65,266,000.00	16,364,000.00		156,311,000.00						74,681,000.00	65,266,000.00	16,364,000.00		156,311,000.00
	Summary by Funding Source Code:																		
			Specific Budgets of National Government Agencies	01101101	74,681,000.00	65,266,000.00	16,364,000.00		156,311,000.00						74,681,000.00	65,266,000.00	16,364,000.00		156,311,000.00

Certified Correct:


Adami, Roselyn
Budget Officer
Date: 11/Apr/2017

MONTHLY REPORT OF DISBURSEMENTS
For the month of January, 2017

Department: National Economic and Development Authority (NEDA)										Agency: Public-Private Partnership Center of the Philippines										Operating Unit: N/A							
Organization Code (UACS): 240050000000										Fund Cluster: 01 - Regular Agency Fund										Report Status: SUBMITTED							
PARTICULARS	CURRENT YEAR BUDGET					PRIOR YEAR'S ACCOUNTS PAYABLE					CURRENT YEAR'S ACCOUNTS PAYABLE					SUB-TOTAL	TRUST LIABILITIES				GRAND TOTAL					REMARKS	
	PS	MOOE	Fin. Exp	CO	TOTAL	PS	MOOE	Fin. Exp	CO	Sub-Total	PS	MOOE	Fin. Exp	CO	Sub-Total		TOTAL	PS	MOOE	CO	TOTAL	PS	MOOE	Fin. Exp	CO		TOTAL
	1	2	3	4	5	6	7	8	9	10	11	12	13	14	15		16	17	18	19	20	21	22	23	24		25
					4-3+4+5					11-(9+9+10)					17-(13+14)	18-(6+7)				22-(19+20+21)					27-(23+24+25+26)		
Notice of Cash Allocation (NCA)	3,809,154.59	3,714,821.56			7,523,976.15	169,695.74	334,546.25			504,241.99					504,241.99	8,028,218.14				3,978,850.33	4,049,267.81				8,028,118.14		
MDS Check Issued	891,533.03	131,752.75			1,023,285.78		6,100.00			6,100.00					6,100.00	1,029,385.78				891,533.03	137,852.75				1,029,385.78		
Advice to Debit Account	2,917,621.56	3,583,068.81			6,500,690.37	169,695.74	328,446.25			498,141.99					498,141.99	6,998,832.36				3,087,317.20	3,911,515.06				6,998,832.26		
Notice of Transfer of Allocation (NTA)																											
MDS Checks Issued																											
Advice to Debit Account																											
Working Fund (NCA issued to BTI)										8,000.42					8,000.42	1,131,705.99				808,865.08	322,840.91				1,131,705.99		
Tax Remittance Advices Issued (TRA)	808,865.08	314,840.49			1,123,705.57		8,000.42			8,000.42																	
Cash Disbursement Calling (CDC)																											
Non-Cash Availment Authority (NGAA)																											
Others (CDT, BTI, Docs Stamp, etc.)																											

Summary

PARTICULARS	PREVIOUS REPORT	CURRENT MONTH	AS OF DATE
(1)	(2)	(3)	(4)
Total Disbursement Authorities Received			
NCA		10,247,000.00	10,247,000.00
Working Fund			
TRA		1,131,705.99	1,131,705.99
CDC			
NGAA			
Others (CDT, BTI, Docs Stamp, etc.)			
Less: Notice of Transfer Allocations (NTA)* Issued			
Total Disbursements Authorities Available		11,378,705.99	11,378,705.99
Less:			
Lapsed NCA			
Disbursements		9,159,924.13	9,159,924.13
Balance of Disbursements Authorities as of date		2,218,781.86	2,218,781.86
Total Disbursements Program		10,236,000.00	10,236,000.00
Less: * Actual Disbursements		9,159,924.13	9,159,924.13
(Over)/Under spending		1,076,875.87	1,076,875.87

Certified Correct:

Catalina R. Caraan
CATALINA R. CARAAN
Chief of Finance Division

Agency Chief Accountant

Date: 08/Feb/2017

Approved By:

Eleazar E. Ricote
ELEAZAR E. RICOTE
Deputy Executive Director

Head of Agency or Authorized Representative

Date: 14/Mar/2017

MONTHLY REPORT OF DISBURSEMENTS
For the month of February, 2017

Department: National Economic and Development Authority (NEDA)						Agency: Public-Private Partnership Center of the Philippines										Operating Unit: N/A												
Organization Code (UACS): 240050000000						Fund Cluster: 01 - Regular Agency Fund										Report Status: SUBMITTED												
PARTICULARS	CURRENT YEAR BUDGET					PRIOR YEAR'S ACCOUNTS PAYABLE					CURRENT YEAR'S ACCOUNTS PAYABLE					SUB-TOTAL	TRUST LIABILITIES				GRAND TOTAL					REMARKS		
	PS	MOOE	Fin. Exp	CO	TOTAL	PS	MOOE	Fin. Exp	CO	Sub-Total	PS	MOOE	Fin. Exp	CO	Sub-Total		PS	MOOE	CD	TOTAL	PS	MOOE	Fin. Exp	CO	TOTAL			
	1	2	3	4	5	6	7	8	9	10	11	12	13	14	15		16	17	18	19	20	21	22	23	24		25	26
Notice of Cash Allocation (NCA)	3,632,428.88	806,919.96			4,439,348.84		331,536.34			331,536.34						331,536.34	4,770,885.18				3,632,428.88	1,138,456.30			4,770,885.18			
MDS Checks Issued	277,047.85	50,381.02			327,428.87												327,428.87				277,047.85	50,381.02			327,428.87			
Advice to Debit Account	3,355,381.03	756,538.94			4,111,919.97		331,536.34			331,536.34						331,536.34	4,443,456.31				3,355,381.03	1,088,075.28			4,443,456.31			
Notice of Transfer of Allocation (NTA)																												
MDS Checks Issued																												
Advice to Debit Account																												
Working Fund (NCA issued to BT)																20,178.25	848,972.99				798,737.64	50,235.35			848,972.99			
Tax Remittance Advices Issued (TRA)	798,737.64	30,857.10			829,594.74			20,178.25		20,178.25																		
Cash Disbursement Calling (CDC)																												
Non-Cash Availment Authority (NCAA)																												
Others (CDT, BT, Docu Stamp, etc.)																												

Summary

PARTICULARS	PREVIOUS REPORT	CURRENT MONTH	AS OF DATE
(1)	(2)	(3)	(4)
Total Disbursement Authorities Received			
NCA	10,247,000.00	13,973,000.00	24,220,000.00
Working Fund			
TRA	1,131,705.99	848,972.99	1,980,678.98
CDC			
NCAA			
Others (CDT, BT, Docu Stamp, etc.)			
Less: Notice of Transfer Allocations (NTA) Issued			
Total Disbursements Authorities Available	11,378,705.99	14,821,972.99	26,200,678.98
Less:			
Issued NCA			
Disbursements	9,159,924.13	5,619,858.17	14,779,782.30
Balance of Disbursements Authorities as of to date	2,218,781.86	9,202,114.82	11,420,896.68
Total Disbursements Program	10,236,000.00	13,962,000.00	24,198,000.00
Less: * Actual Disbursements	9,159,924.13	5,619,858.17	14,779,782.30
(Over)/Under spending-	1,076,075.87	3,342,144.83	9,418,217.70

Certified Correct:

Catalina R. Caraan
CATALINA R. CARAAN
 Agency Chief Accountant
 Chief of Finance Division
 Date: 07/Mar/2017

Approved By:

Eleazar E. Ricote
ELEAZAR E. RICOTE
 Deputy Executive Director
 Head of Agency or Authorized Representative
 Date: 14/Mar/2017

MONTHLY REPORT OF DISBURSEMENTS
For the month of March, 2017

Department: National Economic and Development Authority (NEDA)										Agency: Public-Private Partnership Center of the Philippines										Operating Unit: N/A									
Organization Code (UACS): 24065000000										Fund Cluster: 01 - Regular Agency Fund										Report Status: SUBMITTED									
PARTICULARS	CURRENT YEAR BUDGET					PRIOR YEAR'S ACCOUNTS PAYABLE					CURRENT YEAR'S ACCOUNTS PAYABLE					SUB-TOTAL	TRUST LIABILITIES					GRAND TOTAL					REMARKS		
	PS	MOOE	Fin. Exp	CO	TOTAL	PS	MOOE	Fin. Exp	CO	Sub-Total	PS	MOOE	Fin. Exp	CO	Sub-Total		TOTAL	PS	MOOE	CO	TOTAL	PS	MOOE	Fin. Exp	CO	TOTAL			
	1	2	3	4	5	6	7	8	9	10	11	12	13	14	15		16	17	18	19	20	21	22	23	24	25		26	
Notice of Cash Allocation (NCA)	7,778,223.52	22,825,413.39		35,642.50	30,639,279.41	875.00	96,533.12			97,428.12					97,428.12	30,736,707.53					7,778,998.52	22,921,956.51			35,642.50	30,736,707.53			
MDS Checks Issued	1,064,551.94	274,353.67			2,238,905.65											2,238,905.65					1,064,551.98	274,353.67			2,238,905.65				
Advice to Debit Account	5,813,671.54	22,551,059.72		35,642.50	28,400,373.76	875.00	96,533.12			97,428.12					97,428.12	28,497,801.88					5,814,546.54	22,647,612.84			35,642.50	28,497,801.88			
Notice of Transfer of Allocation (NTA)																													
MDS Checks Issued																													
Advice to Debit Account																													
Working Fund (NCA issued to BT)																													
Tax Remittance Advice Issued (TRA)	843,439.39	361,536.76		2,017.50	1,206,993.65		6,436.88			6,436.88					6,436.88	1,213,430.53					843,439.39	367,973.64			2,017.50	1,213,430.53			
Cash Disbursement Colling (CDC)																													
Non-Cash Availment Authority (NCAA)																													
Others (CDT, BTR Docs Stamp, etc.)																													

Summary

PARTICULARS	PREVIOUS REPORT	CURRENT MONTH	AS OF DATE
(1)	(2)	(3)	(4)
Total Disbursement Authorities Received:			
NCA	2,218,781.86	11,420,896.68	15,639,678.54
Working Fund	24,720,000.00	19,322,000.00	43,542,000.00
TRA	1,980,678.98	1,213,430.53	3,194,109.51
CDC			
NCAA			
Others (CDT, BTR Docs Stamp, etc.)			
Less: Notice of Transfer Allocation (NTA)* issued			
Total Disbursements Authorities Available	28,419,460.84	31,956,327.21	60,375,788.05
Less:			
Lapsed NCA			
Disbursements	14,779,782.30	31,950,138.06	46,729,920.36
Balance of Disbursements Authorities as of to date	13,639,678.54	6,189.15	13,645,867.69
Total Disbursements Program	24,198,000.00	20,511,000.00	44,511,000.00
Less: * Actual Disbursements	14,779,782.30	31,950,138.06	46,729,920.36
(Over)/Under spending-	9,418,217.70	(11,637,138.06)	(2,218,920.36)

Certified Correct:

Catalina R. Caraan
CATALINA R. CARAAN
 Agency Chief Accountant
 Chief of Finance Division
 Date: 11/Apr/2017

Approved By:

Eleazar E. Ricote
ELEAZAR E. RICOTE
 Deputy Executive Director
 Head of Agency or Authorized Representative
 Date: 17/Apr/2017

QUARTERLY REPORT OF REVENUE AND OTHER RECEIPTS
As of the Quarter Ending March 31, 2017
(In Pesos)

Department: National Economic and Development Authority (NEDA)			Agency: Public-Private Partnership Center of the Philippines					Report Status: SUBMITTED					
Operating Unit: N/A			Organization Code (UACS): 240050000000										
CLASSIFICATION / SOURCES OF REVENUE AND OTHER RECEIPTS	UACS Code	REVENUE TARGET (Annual)	ACTUAL REVENUE AND OTHER RECEIPTS COLLECTIONS					CUMULATIVE REMITTANCE / DEPOSITS TO DATE			VARIANCE		REMARKS
			1st Quarter	2nd Quarter	3rd Quarter	4th Quarter	TOTAL	Remittance to BTr	Deposited with AGDB	Total	Amount	%	
1	2	3	4	5	6	7	8=(4+5+6+7)	9	10	11=(9+10)	12=(8-3)	13=(12/3)	14
General Fund (formerly Fund 101)													
Other Service Income	4020199099		78,000.00				78,000.00		78,000.00	78,000.00	78,000.00		
Special Account in the General Fund (formerly Fund 105, 183, 401, 151-159)													
Off-Budget Accounts (formerly Fund 161 to 164, etc.)													
Custodial Funds (formerly Fund 101-184, 187)													
TOTAL			78,000.00				78,000.00		78,000.00	78,000.00	78,000.00		

Certified Correct:

Approved By:

CARAAN

 CATALINA R. CARAAN
 Chief of Finance Division
 Date: 18/Apr/2017

[Signature]

 ELEAZAR E. RICOTE
 Deputy Executive Director
 Head of Agency/Department Secretary
 Date: 19/Apr/2017