



QUARTERLY PHYSICAL REPORT OF OPERATION
As of 2016 December 31


Department: National Economic and Development Authority (NEDA)
 Appropriations: Current Year Appropriations
 Agency: Public-Private Partnership Center of the Philippines
 Operating Unit: N/A
 Organization Code (UACS): 240050000000

Particulars	UACS CODE	Physical Targets					Physical Accomplishments					Variance as of December 31 2016	Remarks
		1st Quarter	2nd Quarter	3rd Quarter	4th Quarter	Total	1st Quarter	2nd Quarter	3rd Quarter	4th Quarter	Total		
1	2	3	4	5	6	7= (3+4+5+6)	8	9	10	11	12= (8+9+10+11)	13	14
Part A													
I. Operations													
MFO 1: PUBLIC-PRIVATE PARTNERSHIP (PPP) PROJECT ADVISORY, MANAGEMENT AND MONITORING SERVICES	000003010000000												
Quantity													
No. PDMF Committee-approved projects with signed consulting contracts		1	0	3	3	21	1	2	0	-	3	-4	Q1: NSRP Contract Consultant's Services (CCS) (IDCA32); Q2: IT-CRS Phase II CCS 2nd Amendment; LRT1 Cavite Extension CCS 5th Amendment; Q3: There was no CCS signed for the 3rd quarter; Q4: No CCS signed
% of PDMF-supported projects with expected reimbursements collected		80%	80%	80%	80%	80%	100%	-	300%	-	200%	120%	Q1:Upgrading of San Fernando Airport; Q2:No project w/ expected reimbursements due to adjustment of project timelines; Q3:MTSL,MAPALLA,C5 Transport Service Dev't,Clark Int'l Airport,CRSIT,NLEX-SLEX Connector Road; Q4:No project w/ expected reimbursements
% of Capacity Building Program milestone activities achieved as targeted per year		21%	18%	18%	18%	75%	33%	40%	45%	57%	175%	100%	Q1:13 activities; Q2:16 activities; Q3:18 activities; Q4:23 activities

Particulars	UACS CODE	Physical Targets					Physical Accomplishments					Variance as of December 31 2016	Remarks
		1st Quarter	2nd Quarter	3rd Quarter	4th Quarter	Total	1st Quarter	2nd Quarter	3rd Quarter	4th Quarter	Total		
1	2	3	4	5	6	7= (3+4+5+6)	8	9	10	11	12= (8+9+10+11)	13	14
% of KM Roadmap milestone activities achieved as targeted per year		20%	20%	20%	15%	75%	20%	24%	30%	11%	86%	11%	Q1:IT Infra,wbsite&IS;55MRs&brochure;2presscons;Q2:IS operation;MRs&knowledge prod,PRs,study visits;Q3:Increased data storage capacity&deployed Fileserver;MRs;New Website content;Digitization;Q4:ISSP2018-2020,updated wbsite,Email system,proj sharept accts
Quality													
% of PPP-vetted projects (technical component) approved by ICC-Cabinet Committee (CabCom) for endorsement to NEDA Board		80%	80%	80%	80%	80%	-	100%	50%	-	67%	-13%	Q1: No ICC-CC Meeting; Q2: NSRP- South Line modification; Q3: CRSITP2 RoR; Q4: No ICC-CC Meeting
% of proposed PPP policy instruments approved by appropriate body		50%	50%	50%	50%	50%	83%	60%	-	-	63%	13%	Q1:MAGA;Assessing VfM in Projects;Project Appraisal;Appointment of Proby Advisors for Procurement;Modification to GPRAM; Q2:Public Consultation & Engagement;Refinancing Projects MAGA;Assessing VfM in Projects; Q3:No PPPGB meeting; Q4:No PPPGB meeting
Timeliness													
Proposed PPP policy instruments submitted to appropriate bodies within set deadlines		70%	70%	70%	70%	70%	100%	75%	100%	100%	87%	17%	Q1: 2 out of 2 policy instruments/advocacies provided; Q2: 6 out of 8 policy instruments/advocacies provided; Q3: 2 out of 2 policy instruments/advocacies provided; Q4: 3 out of 3 policy instruments/advocacies provided
Report on PPP plans and targets published to the PPP website		every 2 weeks	Every 2 weeks	Every 2 weeks	Every 2 weeks	Every 2 weeks	Every week (267%)	1 Every 2 weeks (217%)	Every 2 weeks (133%)	Every 2 weeks (83%)	175%	75%	Q1:Average of 5 proj updates every month; Q2: Average of 4 proj updates every month; Q3: Average of 3 proj updates every month; Q4: Average of 2 (1.67) proj updates every month

Prepared By:

Wally Don Calderon
Planning Services Head/Planning Officer
Date: 27/Jan/2017

In coordination with:

Catalina Caraan
Financial Services Head/Budget Officer
Date: 27/Jan/2017

Approved By:

FERDINAND A. PECSON
Executive Director
Agency Head/Department Secretary
Date: 27/Jan/2017

Particulars	UACS CODE	Appropriation			Allotments					Current Year Obligations					Current Year Disbursements					Balance				
		Authorized Appropriation	Adjustments (Transfer To/From, Realignment)	Adjusted Appropriations	Allotments Received	Adjustments (Withdrawal, Realignment)	Transfer To	Transfer From	Adjusted Total Allotments	1st Quarter	2nd Quarter	3rd Quarter	4th Quarter	Total	1st Quarter	2nd Quarter	3rd Quarter	4th Quarter	Total	Unreleased Appropriations	Unobligated Allotment	Unpaid Obligations (15-20) = (23+24)		
										Ending March 31	Ending June 30	Ending Sept. 30	Ending Dec. 31		Ending March 31	Ending June 30	Ending Sept. 30	Ending Dec. 31				Due and Demandable	Not Yet Due and Demandable	
1	2	3	4	5=(3+4)	6	7	8	9	10=(8+9)	11	12	13	14	15=(11+12+13+14)	16	17	18	19	20=(16+17+18+19)	21=(5-16)	22=(10-19)	23	24	
Development and Monitoring Facility (PDMF)	161003010200000	515,000.00		515,000.00	515,000.00				515,000.00	181,904.54	228,984.53	104,110.83		515,000.00	181,904.54	228,984.53	104,110.83		515,000.00					
PS		515,000.00		515,000.00	515,000.00				515,000.00	181,904.54	228,984.53	104,110.83		515,000.00	181,904.54	228,984.53	104,110.83		515,000.00					
Public-Private Partnership Policy Formulation and Evaluation, and Project Monitoring and Evaluation	161003010300000	749,000.00		749,000.00	749,000.00				749,000.00	224,429.24	261,979.48	193,713.59	59,412.36	739,534.67	224,429.24	261,979.48	193,713.59	59,412.36	739,534.67			9,465.39		
PS		749,000.00		749,000.00	749,000.00				749,000.00	224,429.24	261,979.48	193,713.59	59,412.36	739,534.67	224,429.24	261,979.48	193,713.59	59,412.36	739,534.67			9,465.39		
Provision of Capacity Building, Knowledge Management Services, Legal Services and Information Systems and Technology Development and Maintenance	161003010400000	1,225,000.00		1,225,000.00	1,225,000.00				1,225,000.00	322,991.00	383,474.92	300,529.13	150,108.47	1,157,103.52	322,991.00	383,474.92	300,529.13	150,108.47	1,157,103.52				67,896.48	
PS		1,225,000.00		1,225,000.00	1,225,000.00				1,225,000.00	322,991.00	383,474.92	300,529.13	150,108.47	1,157,103.52	322,991.00	383,474.92	300,529.13	150,108.47	1,157,103.52				67,896.48	
Sub-Total, Automatic Appropriations		5,072,000.00	905,739.00	5,977,739.00	5,977,739.00				5,977,739.00	1,277,208.64	1,575,902.71	1,176,743.40	1,149,911.02	5,179,765.77	1,277,208.64	1,575,902.71	1,176,743.40	1,149,911.02	5,179,765.77			797,973.23		
PS		5,072,000.00	905,739.00	5,977,739.00	5,977,739.00				5,977,739.00	1,277,208.64	1,575,902.71	1,176,743.40	1,149,911.02	5,179,765.77	1,277,208.64	1,575,902.71	1,176,743.40	1,149,911.02	5,179,765.77			797,973.23		
MOOE																								
Fin Ex																								
CO																								
III. Special Purpose Fund																								
Miscellaneous Personnel Benefits Fund	01101406		15,483,375.00	15,483,375.00	15,483,375.00				15,483,375.00	1,099,087.12	3,873,387.00	1,673,600.00	8,366,879.88	14,812,954.00	993,547.42	3,673,387.00	1,673,600.00	8,437,419.58	14,777,954.00			670,421.00	35,000.00	
Miscellaneous Personnel Benefits Fund	000009070000000		15,483,375.00	15,483,375.00	15,483,375.00				15,483,375.00	1,099,087.12	3,873,387.00	1,673,600.00	8,366,879.88	14,812,954.00	993,547.42	3,673,387.00	1,673,600.00	8,437,419.58	14,777,954.00			670,421.00	35,000.00	
Performance-Based Bonus	103009070100000		962,600.00	962,600.00	962,600.00				962,600.00			927,600.00	35,000.00	962,600.00			927,600.00		962,600.00				35,000.00	
PS			962,600.00	962,600.00	962,600.00				962,600.00			927,600.00	35,000.00	962,600.00			927,600.00		962,600.00				35,000.00	
Funding Requirements for the Filing up of Unfilled Positions	103009070200000		4,630,775.00	4,630,775.00	4,630,775.00				4,630,775.00				4,630,775.00	4,630,775.00				4,630,775.00	4,630,775.00					
PS			4,630,775.00	4,630,775.00	4,630,775.00				4,630,775.00				4,630,775.00	4,630,775.00				4,630,775.00	4,630,775.00					
For Payment of Compensation Adjustment	103009070700000		9,890,000.00	9,890,000.00	9,890,000.00				9,890,000.00	1,099,087.12	3,673,387.00	746,000.00	3,701,104.89	9,219,578.00	993,547.42	3,673,387.00	746,000.00	3,806,644.58	9,219,578.00			670,421.00		
PS			9,890,000.00	9,890,000.00	9,890,000.00				9,890,000.00	1,099,087.12	3,673,387.00	746,000.00	3,701,104.89	9,219,578.00	993,547.42	3,673,387.00	746,000.00	3,806,644.58	9,219,578.00			670,421.00		
Pension and Gratuity Fund	01101407		1,748,375.00	1,748,375.00	1,748,375.00				1,748,375.00		647,941.89	1,100,433.00		1,748,374.89		647,941.89	1,100,433.00		1,748,374.89				.11	
Pension and Gratuity Fund	000009080000000		1,748,375.00	1,748,375.00	1,748,375.00				1,748,375.00		647,941.89	1,100,433.00		1,748,374.89		647,941.89	1,100,433.00		1,748,374.89				.11	
For payment of retirement and terminal leave benefits	262009080200000		1,100,433.00	1,100,433.00	1,100,433.00				1,100,433.00			1,100,433.00		1,100,433.00			1,100,433.00		1,100,433.00					
PS			1,100,433.00	1,100,433.00	1,100,433.00				1,100,433.00			1,100,433.00		1,100,433.00			1,100,433.00		1,100,433.00					
For payment of monetization of leave credits	109009080400000		647,942.00	647,942.00	647,942.00				647,942.00		647,941.89			647,941.89		647,941.89			647,941.89				.11	
PS			647,942.00	647,942.00	647,942.00				647,942.00		647,941.89			647,941.89		647,941.89			647,941.89				.11	
Sub-Total, SPF			17,231,750.00	17,231,750.00	17,231,750.00				17,231,750.00	1,099,087.12	4,321,328.89	2,774,033.00	8,366,879.88	16,561,328.89	993,547.42	4,321,328.89	2,774,033.00	8,437,419.58	16,526,328.89			670,421.11	35,000.00	
PS			17,231,750.00	17,231,750.00	17,231,750.00				17,231,750.00	1,099,087.12	4,321,328.89	2,774,033.00	8,366,879.88	16,561,328.89	993,547.42	4,321,328.89	2,774,033.00	8,437,419.58	16,526,328.89			670,421.11	35,000.00	
MOOE																								
Fin Ex																								
CO																								
GRAND TOTAL		925,829,000.00	18,137,489.00	943,966,489.00	943,966,489.00				943,966,489.00	527,252,957.96	342,543,784.83	25,243,333.59	28,603,410.68	923,643,467.06	74,942,235.15	474,860,614.46	339,858,049.73	33,016,008.78	921,879,908.11			20,323,021.02	1,766,558.97	
PS		59,425,000.00	20,074,489.00	79,499,489.00	77,562,489.00	1,937,000.00			79,499,489.00	16,610,445.14	20,904,279.80	15,041,203.56	20,198,113.83	72,754,042.33	16,137,792.07	21,376,932.87	15,041,203.56	19,689,048.45	72,244,976.95			6,745,446.67	509,065.38	
MOOE		855,895,000.00	(1,937,000.00)	853,958,000.00	855,895,000.00	(1,937,000.00)			853,958,000.00	507,601,512.84	321,076,893.75	8,567,892.78	6,824,413.89	844,270,423.20	55,863,443.06	453,020,800.30	322,282,608.02	11,806,077.31	843,672,929.61			9,687,576.80	1,187,493.59	
Fin Ex																								
CO		10,509,000.00		10,509,000.00	10,509,000.00				10,509,000.00	2,841,000.00	582,881.28	1,634,237.25	1,580,883.02	6,619,091.55	2,841,000.00	582,881.28	1,634,237.25	1,520,893.02	6,559,091.55			3,889,986.45	89,000.00	

Certified Correct:


Adami, Roselyn

Budget Officer

Date: 26/Jan/2017

Certified Correct:


CATALINA R. CARAAN
Chief of Finance Division

Chief Accountant

Date:

Recommended By:

Director, FMS

Date: 27/Jan/2017

Approved By:


FERDINAND A. PECSON
Executive Director
Agency Head/Department

Date: 27/Jan/2017

SUMMARY OF APPROPRIATIONS, ALLOTMENTS, OBLIGATIONS AND BALANCES BY OBJECT OF EXPENDITURES

As of the Quarter Ending December 31, 2016

Department: National Economic and Development Authority (NEDA)

Agency: Public-Private Partnership Center of the Philippines

Operating Unit: N/A

Organization Code (UACS): 240050000000

Fund Cluster: 01 - Regular Agency Fund

Authorization: 02 - Continuing Appropriations

Particulars	UACS CODE	Appropriation			Allotments					Current Year Obligations					Current Year Disbursements				Balances																								
		Authorized Appropriation	Adjustments (Transfer To)/From, Realignment	Adjusted Appropriations	Allotments Received	Adjustments (Withdrawal, Realignment)	Transfer To	Transfer From	Adjusted Total Allotments	1st Quarter Ending March 31	2nd Quarter Ending June 30	3rd Quarter Ending Sept. 30	4th Quarter Ending Dec. 31	Total	1st Quarter Ending March 31	2nd Quarter Ending June 30	3rd Quarter Ending Sept. 30	4th Quarter Ending Dec. 31	Total	Unreleased Appropriations	Unobligated Allotment	Unpaid Obligations (15-20) = (23+24)																					
																						Due and Demandable	Not Yet Due and Demandable																				
1	2	3	4	5	6	7	8	9	10	11	12	13	14	15	16	17	18	19	20	21	22	23	24																				
I. Agency Specific Budget																																											
Specific Budgets of National Government Agencies	01102101		1,188,767.25	1,188,767.25	1,188,767.25				1,188,767.25	351,573.95	728,066.48	33,515.78	1,113,156.21			1,076,125.68	37,030.53	1,113,156.21																									
Maintenance and Other Operating Expenses			1,188,767.25	1,188,767.25	1,188,767.25				1,188,767.25	351,573.95	728,066.48	33,515.78	1,113,156.21			1,076,125.68	37,030.53	1,113,156.21																									
Training and Scholarship Expenses	5020200000		730,000.00	730,000.00	730,000.00				730,000.00		724,551.73		724,551.73			724,551.73		724,551.73					5,448.27																				
Training Expenses	5020201000		730,000.00	730,000.00	730,000.00				730,000.00		724,551.73		724,551.73			724,551.73		724,551.73					5,448.27																				
Supplies and Materials Expenses	5020300000		237,500.00	237,500.00	237,500.00				237,500.00	219,723.95	3,514.75		223,238.70			219,723.95	3,514.75	223,238.70					14,261.30																				
Office Supplies Expenses	5020301000		237,500.00	237,500.00	237,500.00				237,500.00	219,723.95	3,514.75		223,238.70			219,723.95	3,514.75	223,238.70					14,261.30																				
Professional Services	5021100000		100,000.00	100,000.00	100,000.00				100,000.00				100,000.00			100,000.00		100,000.00																									
Other Professional Services	5021190000		100,000.00	100,000.00	100,000.00				100,000.00				100,000.00			100,000.00		100,000.00																									
Other Maintenance and Operating Expenses	5028900000		121,267.25	121,267.25	121,267.25				121,267.25	31,850.00		33,515.78	65,365.78			31,850.00	33,515.78	65,365.78					55,901.47																				
Printing and Publication Expenses	5029020000		95,000.00	95,000.00	95,000.00				95,000.00	31,850.00		7,248.53	39,098.53			31,850.00	7,248.53	39,098.53					55,901.47																				
Rent/Lease Expenses	5029905000		26,267.25	26,267.25	26,267.25				26,267.25				26,267.25					26,267.25																									
Rentals - Equipment	5029905004		26,267.25	26,267.25	26,267.25				26,267.25				26,267.25					26,267.25																									
GRAND TOTAL																																											
Grand Total			1,188,767.25	1,188,767.25	1,188,767.25				1,188,767.25	351,573.95	728,066.48	33,515.78	1,113,156.21			1,076,125.68	37,030.53	1,113,156.21					75,611.04																				

Certified Correct:

Certified Correct:

Recommended By:

Approved By:


Adami, Roselyn


CATALINA R. CARAAN
Chief of Finance Division


FERDINAND A. PECSON
Executive Director

Agency Budget Officer

Agency Chief Accountant

Director, FMS

Head of Agency or Authorized Representative

Date: 26/Jan/2017

Date:

Date: 27/Jan/2017

Date: 27/Jan/2017

LIST OF ALLOTMENTS AND SUB-ALLOTMENTS
As of the Quarter Ending December 31, 2016


Department: National Economic and Development Authority (NEDA)
Agency: Public-Private Partnership Center of the Philippines
Operating Unit: N/A
Organization Code (UACS): 240050000000
Fund Cluster: 01 - Regular Agency Fund

Authorization: 01 - Current Year Appropriations

No.	Allotments / Sub-Allotments		Funding Source		Allotments					Sub-Allotment to Regions/Operating Units				Total Allotments / Net of Sub-allotments					
	Number	Date	Description	UACS Code	PS	MOOE	CO	FINEX	Total	PS	MOOE	CO	FINEX	Total	PS	MOOE	CO	FINEX	Total
1	2	3	4	5	6	7	8	9	10= (6+7+8+9)	11	12	13	14	15= (11+12+13+14)	16	17	18	19	20= (16+17+18+19)
A. Allotments Received From DBM																			
1	GAA as Released Document	2016-01-01	Specific Budgets of National Government Agencies	01101101	54,353,000.00	855,895,000.00	10,509,000.00		920,757,000.00						54,353,000.00	855,895,000.00	10,509,000.00		920,757,000.00
2	GARO	2016-04-12	Retirement and Life Insurance Premiums	01104102	5,072,000.00				5,072,000.00						5,072,000.00				5,072,000.00
3	SARO-BMB-A-16-0002419	2016-03-07	Miscellaneous Personnel Benefits Fund	01101406	5,520,000.00				5,520,000.00						5,520,000.00				5,520,000.00
4	SARO-BMB-A-16-0002420	2016-03-07	Retirement and Life Insurance Premiums	01104102	610,000.00				610,000.00						610,000.00				610,000.00
5	SARO-BMB-A-16-0014916	2016-05-12	Miscellaneous Personnel Benefits Fund	01101406	4,370,000.00				4,370,000.00						4,370,000.00				4,370,000.00
6	SARO-BMB-A-16-0014944	2016-05-12	Pension and Gratuity Fund	01101407	647,942.00				647,942.00						647,942.00				647,942.00
7	SARO-BMB-A-16-0022948	2016-08-11	Miscellaneous Personnel Benefits Fund	01101406	962,600.00				962,600.00						962,600.00				962,600.00
8	SARO-BMB-A-16-0023424	2016-08-16	Pension and Gratuity Fund	01101407	1,100,433.00				1,100,433.00						1,100,433.00				1,100,433.00
9	SARO-BMB-A-16-0028165	2016-10-07	Miscellaneous Personnel Benefits Fund	01101406	4,630,775.00				4,630,775.00						4,630,775.00				4,630,775.00
10	SARO-BMB-A-16-0028167	2016-10-07	Retirement and Life Insurance Premiums	01104102	295,739.00				295,739.00						295,739.00				295,739.00
11	SARO-BMB-A-16-0037393	2016-12-22	Specific Budgets of National Government Agencies	01101101	(1,937,000.00)				(1,937,000.00)						(1,937,000.00)				(1,937,000.00)
12	SARO-BMB-A-16-0037393	2016-12-22	Specific Budgets of National Government Agencies	01101101	1,937,000.00				1,937,000.00						1,937,000.00				1,937,000.00
Sub-total					77,562,489.00	855,895,000.00	10,509,000.00		943,966,489.00						77,562,489.00	855,895,000.00	10,509,000.00		943,966,489.00
B. Sub-allotments received from Central Office/Regional Office																			
Total Allotments					77,562,489.00	855,895,000.00	10,509,000.00		943,966,489.00						77,562,489.00	855,895,000.00	10,509,000.00		943,966,489.00
			Summary by Funding Source Code:																
			Miscellaneous Personnel Benefits Fund	01101406	15,483,375.00				15,483,375.00						15,483,375.00				15,483,375.00

No.	Allotments / Sub-Allotments		Funding Source		Allotments					Sub-Allotment to Regions/Operating Units					Total Allotments / Net of Sub-allotments				
	Number	Date	Description	UACS Code	PS	MOOE	CO	FINEX	Total	PS	MOOE	CO	FINEX	Total	PS	MOOE	CO	FINEX	Total
1	2	3	4	5	6	7	8	9	10= (6+7+8+9)	11	12	13	14	15= (11+12+13+14)	16	17	18	19	20= (16+17+18+19)
			Specific Budgets of National Government Agencies	01101101	54,353,000.00	855,895,000.00	10,509,000.00		920,757,000.00						54,353,000.00	855,895,000.00	10,509,000.00		920,757,000.00
			Pension and Gratuity Fund	01101407	1,748,375.00				1,748,375.00						1,748,375.00				1,748,375.00
			Retirement and Life Insurance Premiums	01104102	5,977,739.00				5,977,739.00						5,977,739.00				5,977,739.00

Certified Correct:


Adami, Roselyn

Budget Officer

Date: 26/Jan/2017

This report was generated using the Unified Reporting System

AGING OF DUE AND DEMANDABLE OBLIGATIONS
As of December 31, 2016

Department: National Economic and Development Authority (NEDA)
Agency: Public-Private Partnership Center of the Philippines
Operating Unit: N/A
Organization Code (UACS): 24005000000

Fund Cluster: 01 - Regular Agency Fund


NAME OF CREDITOR	OBLIGATION REQUEST			AGING OF DUE AND DEMANDABLE OBLIGATIONS						REMARKS
	Number	Date	Amount	Amount	90 days and below	91 to 180 days	181 to 270 days	271 to 360 days	Beyond 360 days	
1	2	3	4	5	6	7	8	9	10	11
Alicard Plastic Philippines Inc.	01551	12/28/2016	60,000.00	60,000.00	60,000.00					
Petawealth Gasoline	01554	12/28/2016	3,655.30	3,655.30	3,655.30					
M & M Water Refilling	01552	12/28/2016	2,625.00	2,625.00	2,625.00					
Triple 7 Manpower Services Inc.	01563	12/29/2016	76,427.41	76,427.41	76,427.41					
Eljane S. Rosales	01556	12/28/2016	6,100.00	6,100.00	6,100.00					
Johanna Jambalos	00842	07/26/2016	72,556.40	72,556.40		72,556.40				
Christian Placido Calma	01550	12/28/2016	5,016.00	5,016.00	5,016.00					
JJJ Newspaper and Magazines	01553	12/28/2016	5,562.00	5,562.00	5,562.00					
Eton Properties Phils. Inc.	01560	01/24/2017	151,625.59	151,625.59	151,625.59					
Triple 7 Manpower Services, Inc.	00270	03/10/2016	18,714.02	18,714.02				18,714.02		
Triple 7 Manpower Services, Inc.	00271	03/10/2016	31,394.48	31,394.48				31,394.48		
Rosalia E. Hapal	01559	12/28/2016	128,104.50	128,104.50	128,104.50					
Innove Communication, Inc.	01014	09/02/2016	302,798.66	302,798.66		302,798.66				
Mark Andrew Nimeno	00950	08/23/2016	56,125.48	56,125.48		56,125.48				
Petawealth Gasoline	01549	12/28/2016	10,199.49	10,199.49	10,199.49					
Blue Squad Security Specialist Inc.	00148	02/17/2016	96,285.69	96,285.69				96,285.69		
Darwin John A. Soneja	01562	12/28/2016	945.00	945.00	945.00					
Katrina Borra	01420	12/02/2016	24,982.79	24,982.79	24,982.79					
Jeanne Frances Illo	01555	12/28/2016	16,038.88	16,038.88	16,038.88					
Sherry Ann Austria	01557	12/28/2016	158,426.69	158,426.69	158,426.69					
Ruel C. Moralde	01283	10/28/2016	17,354.44	17,354.44	17,354.44					
Roseann Claudine Pasion	01503	12/21/2016	73,332.43	73,332.43	73,332.43					
Triple 7 Manpower Services, Inc	01314	11/07/2016	224,477.93	224,477.93	224,477.93					
Katrina Borra	01558	12/28/2016	34,700.17	34,700.17	34,700.17					
Ubix Corporation	01561	12/28/2016	26,880.00	26,880.00	26,880.00					
PLDT	00758	06/30/2016	162,230.62	162,230.62			162,230.62			
TOTAL			1,766,558.97	1,766,558.97	1,026,453.62	431,480.54	162,230.62	146,394.19		

Certified Correct:

Certified Correct:


Recommended By:

Approved By:


Adami, Roselyn

Agency Budget Officer


Date: 26/Jan/2017


CATALINA R. CARAAN

Agency Chief Accountant Chief of Finance Division Director, FMS

Date: 26/Jan/2017

Date:



FERDINAND A. PECSON

Executive Director

Head of Agency or Authorized Representative

Date:

MONTHLY REPORT OF DISBURSEMENTS
For the month of October, 2016

Department: National Economic and Development Authority (NEDA)					Agency: Public-Private Partnership Center of the Philippines										Operating Unit: N/A													
Organization Code (UACS): 24005000000					Fund Cluster: 01 - Regular Agency Fund																							
PARTICULARS	CURRENT YEAR BUDGET				PRIOR YEAR'S ACCOUNTS PAYABLE				CURRENT YEAR'S ACCOUNTS PAYABLE				SUB-TOTAL	TRUST LIABILITIES				GRAND TOTAL					REMARKS					
	FS	MOOE	Fin. Exp	CO	FS	MOOE	Fin. Exp	CO	FS	MOOE	Fin. Exp	CO		PS	MOOE	CO	TOTAL	FS	MOOE	Fin. Exp	CO	TOTAL						
	6-2+3+4+5	7	8	9	10	11-12+13+14+15	12	13	14	15	16-17+18+19+20	17-18+19		19-20+21	20-21+22+23+24	23	24	25	26	27-28+29+30+31	28							
Notice of Cash Allocation (NCA)	2,554,008.17	3,062,662.22			5,616,670.39	776,092.02					776,092.02					776,092.02	6,392,762.41					2,554,008.17	3,818,754.24			6,392,762.41		
MDS Checks Issued	38,386.61	153,672.00			192,058.61											192,058.61						38,386.61	153,672.00			192,058.61		
Advice to Debit Account	2,515,621.56	2,908,990.22			5,424,611.78	776,092.02					776,092.02					776,092.02	6,200,703.80					2,515,621.56	3,685,082.24			6,200,703.80		
Notice of Transfer of Allocation (NTA)																												
MDS Checks Issued																												
Advice to Debit Account																												
Working Fund (NCA issued to BT)																												
Tax Remittance Advises Issued (TRA)	527,255.52	292,815.95			820,069.45											820,069.45						527,255.52	292,815.95			820,069.45		
Cash Disbursement Ceiling (CDC)																												
Non-Cash Availment Authority (NCAA)																												
Others (CDT, BT, Docs Stamp, etc.)																												

Summary

PARTICULARS	PREVIOUS REPORT	CURRENT MONTH	AS OF DATE
(1)	(2)	(3)	(4)
Total Disbursement Authorities Received			
NCA	913,474,975.00	48,149,004.00	961,623,979.00
Working Fund			
TRA	9,617,924.53	820,069.45	10,437,993.98
CDC			
NCAA			
Others (CDT, BT, Docs Stamp, etc.)			
Less: Notice of Transfer Allocations (NTA)* Issued			
Total Disbursements Authorities Available	923,092,899.53	48,969,073.45	972,061,972.98
Less:			
Lapsed NCA	6,364,559.22		6,364,559.22
Disbursements		7,212,831.86	7,212,831.86
Balance of Disbursements Authorities as of In Date	916,728,340.31	41,756,241.59	958,484,581.90
Total Disbursements Program	904,480,000.00	46,754,068.00	951,234,000.00
Less: * Actual Disbursements	916,728,340.31	7,212,831.86	923,941,172.17
(Over/Under spending-	(12,248,340.31)	39,541,168.14	27,292,827.83

Certified Correct:

Catalina R. Caraan
CATALINA R. CARAAN
Chief of Finance Division
Agency Chief Accountant

Date: 05/Dec/2016

Approved By: *Ferdinand A. Pecson*
FERDINAND A. PECSON
Executive Director
Head of Agency or Authorized Representative
Date: 27/Jan/2017

MONTHLY REPORT OF DISBURSEMENTS
For the month of November, 2016

Department: National Economic and Development Authority (NEDA)					Agency: Public-Private Partnership Center of the Philippines										Operating Unit: N/A													
Organization Code (UACS): 240050000000					Fund Cluster: 01 - Regular Agency Fund																							
PARTICULARS	CURRENT YEAR BUDGET					PRIOR YEAR'S ACCOUNTS PAYABLE										SUB-TOTAL	TRUST LIABILITIES				GRAND TOTAL					REMARKS		
	PS	MOOE	Fin. Exp	CO	TOTAL	PRIOR YEAR'S ACCOUNTS PAYABLE					CURRENT YEAR'S ACCOUNTS PAYABLE						PS	MOOE	CO	TOTAL	PS	MOOE	Fin. Exp	CO	TOTAL			
						7	8	9	10	11=7+8+9+10	12	13	14	15	16=(12+13+14+15)												17=01+16	
18=04+17	19	20	21	22=(19+20+21)	23	24	25	26	27=(23+24+25+26)	28																		
Notice of Cash Allocation (NCA)	7,310,709.27	368,055,952.68			375,366,661.95													375,366,661.95					7,310,709.27	368,055,952.68			375,366,661.95	
MDS Checks Issued	750,554.95	253,600.28			1,004,155.23													1,004,155.23					750,554.95	253,600.28			1,004,155.23	
Advice to Debit Account	6,560,154.32	367,802,352.40			374,362,506.72													374,362,506.72					6,560,154.32	367,802,352.40			374,362,506.72	
Notice of Transfer of Allocation (NTA)																												
MDS Checks Issued																												
Advice to Debit Account																												
Working Fund (NCA issued to BTr)																												
Tax Remittance Advices Issued (TRA)	544,891.48	255,149.38			800,040.86													800,040.86					544,891.48	255,149.38			800,040.86	
Cash Disbursement Ceiling (CDC)																												
Non-Cash Availment Authority (NCAA)																												
Others (CDT, BTr Docs Stamp, etc.)																												

Summary

PARTICULARS	PREVIOUS REPORT	CURRENT MONTH	AS OF DATE
(1)	(2)	(3)	(4)
Total Disbursement Authorities Received			
NCA	961,623,979.00	383,997,646.59	1,345,621,625.59
Working Fund			
TRA	10,437,993.98	800,040.86	11,238,034.84
CDC			
NCAA			
Others (CDT, BTr Docs Stamp, etc.)			
Less: Notice of Transfer Allocations (NTA)* Issued			
Total Disbursements Authorities Available	972,061,972.98	384,797,687.45	1,356,859,660.43
Less			
Lapsed NCA	6,364,559.22		6,364,559.22
Disbursements	923,941,172.17	376,166,702.81	1,300,107,874.98
Balance of Disbursements Authorities as of date	41,756,241.59	8,630,984.64	50,387,226.23
Total Disbursements Program	951,234,000.00	341,875,000.00	1,292,309,000.00
Less: * Annual Disbursements	923,941,172.17	376,166,702.81	1,300,107,874.98
(Over)/Under spending-	27,292,827.83	(35,091,702.81)	(7,798,874.98)

Certified Correct:

Caraan
CATALINA R. CARAAN
Agency Chief Accountant
Chief of Finance Division
Date: 05/Dec/2016

Approved By: *Ferdinand A. Pecson*
Ferdinand A. PECSON
Executive Director *gr*
Head of Agency or Authorized Representative
Date: 27/Jan/2017

MONTHLY REPORT OF DISBURSEMENTS
For the month of December, 2016

Department: National Economic and Development Authority (NEDA)										Agency: Public-Private Partnership Center of the Philippines										Operating Unit: N/A									
Organization Code (UACS): 24005000000										Fund Cluster: 01 - Regular Agency Fund																			
PARTICULARS	CURRENT YEAR BUDGET					PRIOR YEAR'S ACCOUNTS PAYABLE										SUB-TOTAL	TRUST LIABILITIES				GRAND TOTAL					REMARKS			
	PS	MOGE	Fin. Exp	CO	TOTAL	PRIOR YEAR'S ACCOUNTS PAYABLE					CURRENT YEAR'S ACCOUNTS PAYABLE						PS	MOGE	CO	TOTAL	PS	MOGE	CO	TOTAL					
						7	8	9	10	11	12	13	14	15	16										17		18	19	20

Summary

PARTICULARS	PREVIOUS REPORT	CURRENT MONTH	AS OF DATE
(1)	(2)	(3)	(4)
Total Disbursement Authorities Received			
NCA	1,308,865,384.00	221,357,484.64	1,525,222,868.64
Working Fund			
TRA	11,238,034.84	1,616,339.28	12,854,374.12
CDC			
NCAA			
Others (CDT, BTR, Docs Stamp, etc.)			
Less: Notice of Transfer Allocation (NTA)* Issued			
Total Disbursements Authorities Available	1,315,103,418.84	222,973,823.92	1,538,077,242.76
Less:			
Lapsed NCA	6,364,559.22	330,346.35	6,694,905.57
Disbursements	1,300,107,874.98	222,643,477.57	1,522,751,352.55
Balance of Disbursements Authorities as of to date	8,630,984.64		8,630,984.64
Total Disbursements Program	1,292,309,000.00	219,957,000.00	1,503,266,000.00
Less: * Actual Disbursements	1,300,107,874.98	222,643,477.57	1,522,751,352.55
(Over)/Under spending-	(7,798,874.98)	(11,688,477.57)	(19,485,352.55)

Certified Correct:

Catalina R. Caraan
CATALINA R. CARAAN
Agency Chief Accountant, Finance Division
Date: 26/Jan/2017

Approved By *Ferdinand A. Pecson*
FERDINAND A. PECSON
Executive Director
Head of Agency or Authorized Representative
Date: 27/Jan/2017

QUARTERLY REPORT OF REVENUE AND OTHER RECEIPTS
As of the Quarter Ending December 31, 2016
(In Pesos)

Department: National Economic and Development Authority (NEDA)			Agency: Public-Private Partnership Center of the Philippines										
Operating Unit: N/A			Organization Code (UACS): 240050000000										
CLASSIFICATION / SOURCES OF REVENUE AND OTHER RECEIPTS	UACS Code	REVENUE TARGET (Annual)	ACTUAL REVENUE AND OTHER RECEIPTS COLLECTIONS					CUMULATIVE REMITTANCE /DEPOSITS TO DATE			VARIANCE		REMARKS
			1st Quarter	2nd Quarter	3rd Quarter	4th Quarter	TOTAL	Remittance to BTr	Deposited with AGDB	Total	Amount	%	
1	2	3	4	5	6	7	8=(4+5+6+7)	9	10	11=(9+10)	12=(8-3)	13=(12/3)	14
General Fund (formerly Fund 101)													
Other Business Income	4020299099		15,000.00				20,000.00	35,000.00	35,000.00	35,000.00	35,000.00		
Special Account in the General Fund (formerly Fund 105, 183, 401, 151-159)													
Consultancy Services	5021103002				8,740,864.89	19,877,327.92	28,618,192.81		28,618,192.81	28,618,192.81	28,618,192.81		
Off-Budget Accounts (formerly Fund 161 to 164, etc.)													
Other Service Income	4020199099		29,239,849.27		253,447,476.21	1,086,805.31	283,776,130.79		283,776,130.79	283,776,130.79	283,776,130.79		
Custodial Funds (formerly Fund 101-184, 187)													
Cash - Treasury/Agency Deposit, Special Account	1010402000												
TOTAL			29,254,849.27		262,188,341.10	20,986,133.23	312,429,323.60		312,429,323.60	312,429,323.60	312,429,323.60		

Certified Correct:

Catalina R. Caraan
CATALINA R. CARAAN
 Chief of Finance Division
 Agency Chief Accountant

Date: 27/Jan/2017

Approved By:

Ferdinand A. Pecson
FERDINAND A. PECSON
 Executive Director
 Head of Agency/Department Secretary

Date: 27/Jan/2017