

STATEMENT OF APPROPRIATIONS, ALLOTMENTS, OBLIGATIONS, DISBURSEMENTS AND BALANCES
As of the Quarter Ending September 30, 2016

Department: National Economic and Development Authority (NEDA)

Authorization: 01 - Current Year Appropriations

Agency: Public-Private Partnership Center of the Philippines

Operating Unit: N/A

Organization Code (UACS): 240050000000

Fund Cluster: 01 - Regular Agency Fund

Particulars	UACS CODE	Appropriation			Allotments			Current Year Obligations							Current Year Disbursements				Balances					
		Authorized Appropriation	Adjustments (Transfer To)/From, Realignment	Adjusted Appropriations	Allotments Received	Adjustments (Withdrawal, Realignment)	Transfer To	Transfer From	Adjusted Total Allotments	1st Quarter Ending March 31	2nd Quarter Ending June 30	3rd Quarter Ending Sept. 30	4th Quarter Ending Dec. 31	Total	1st Quarter Ending March 31	2nd Quarter Ending June 30	3rd Quarter Ending Sept. 30	4th Quarter Ending Dec. 31	Total	Unreleased Appropriations	Unobligated Allotment	Unpaid Obligations (15-20) + (23-24)		
																						Due and Demandable	Not Yet Due and Demandable	
1	2	3	4	5=(3+4)	6	7	8	9	10=(8+9)	11	12	13	14	15=(11+12+13+14)	16	17	18	19	20=(16+17+18+19)	21=(5-10)	22=(10-19)	23	24	
I. Agency Specific Budget																								
Specific Budgets of National Government Agencies		01101101																						
General Administration and Support		0000010000000000	68,810,000.00		68,810,000.00	68,810,000.00			68,810,000.00	27,929,083.56	9,562,962.96	9,474,586.75		46,866,633.29	17,683,312.93	13,735,116.24	2,000,343.86		33,418,773.03		21,843,366.71		13,547,860.26	
General management and supervision		1030010001000000	68,810,000.00		68,810,000.00	68,810,000.00			68,810,000.00	27,929,083.56	9,562,962.96	9,474,586.75		46,866,633.29	17,683,312.93	13,735,116.24	2,000,343.86		33,418,773.03		21,843,366.71		13,547,860.26	
PS			20,113,000.00		20,113,000.00	20,113,000.00			20,113,000.00	5,075,734.80	3,867,718.08	2,000,343.86		10,947,796.74	4,801,899.77	4,251,092.81	2,000,343.86		11,053,336.44		9,165,203.26		(105,539.70)	
MOOE			45,697,000.00		45,697,000.00	45,697,000.00			45,697,000.00	20,008,348.76	5,695,244.90	7,474,242.89		33,177,836.55	10,040,413.16	8,484,023.43			19,524,436.59		12,518,163.45		13,653,399.96	
CO			3,000,000.00		3,000,000.00	3,000,000.00			3,000,000.00		2,841,000.00			2,841,000.00	2,841,000.00				2,841,000.00				159,000.00	
Operations		0000030000000000	851,947,000.00		851,947,000.00	851,947,000.00			851,947,000.00	495,947,578.66	327,083,570.25	11,817,970.44		835,849,119.35	54,388,168.18	455,328,266.61	325,532,688.58		835,849,119.35		18,087,888.65			
MFO 1: PUBLIC-PRIVATE PARTNERSHIP (PPP) PROJECT ADVISORY, MANAGEMENT AND MONITORING SERVICES		0000030100000000	851,947,000.00		851,947,000.00	851,947,000.00			851,947,000.00	495,947,578.66	327,083,570.25	11,817,970.44		835,849,119.35	54,388,168.18	455,328,266.61	325,532,688.58		835,849,119.35		18,087,888.65			
Project Development and Advisory Assistance		1610301010000000	10,004,000.00		10,004,000.00	10,004,000.00			10,004,000.00	2,364,179.59	3,053,886.56	2,898,970.76		8,007,046.91	2,364,179.59	3,053,886.56	2,988,970.76		8,007,046.91		1,898,953.09			
PS			8,306,000.00		8,306,000.00	8,306,000.00			8,306,000.00	2,028,721.81	2,659,820.38	2,363,656.26		7,052,198.45	2,028,721.81	2,659,820.38	2,363,656.26		7,052,198.45		1,253,801.55			
MOOE			1,698,000.00		1,698,000.00	1,698,000.00			1,698,000.00	335,457.78	394,076.18	225,314.50		954,848.46	335,457.78	394,076.18	225,314.50		954,848.46		743,151.54			
Management Administration of the Project Development and Monitoring Facility (PDMF)		1610301020000000	806,410,000.00		806,410,000.00	806,410,000.00			806,410,000.00	488,278,964.14	315,952,507.08	1,703,404.86		805,934,876.07	46,408,829.89	444,160,219.70	315,365,826.38		805,934,876.07		475,123.93			
PS			5,583,000.00		5,583,000.00	5,583,000.00			5,583,000.00	1,734,889.50	2,194,832.98	1,653,177.64		5,583,000.00	1,734,889.50	2,194,832.98	1,653,177.64		5,583,000.00					
MOOE			800,827,000.00		800,827,000.00	800,827,000.00			800,827,000.00	486,544,074.65	313,757,574.20	50,227.22		800,351,876.07	44,673,940.39	441,965,286.84	313,712,648.74		800,351,876.07		475,123.93			
Public-Private Partnership Policy Formulation and Advocacy, and Project Monitoring and Evaluation		1610301030000000	9,710,000.00		9,710,000.00	9,710,000.00			9,710,000.00	2,673,382.39	2,881,948.24	2,136,676.06		7,596,016.69	2,490,114.05	2,960,890.58	2,147,012.06		7,596,016.69		2,111,983.31			
PS			7,647,000.00		7,647,000.00	7,647,000.00			7,647,000.00	2,230,806.41	2,596,812.07	1,984,912.73		6,812,533.21	2,141,530.07	2,686,090.41	1,984,912.73		6,812,533.21		834,466.79			
MOOE			2,063,000.00		2,063,000.00	2,063,000.00			2,063,000.00	348,583.98	285,136.17	151,763.33		785,483.48	348,583.98	274,800.17	162,099.33		785,483.48		1,277,516.52			
Provision of Capacity Building, Knowledge Management Services, Legal Services and Information Systems and Technology Development and Maintenance		1610030104000000	25,823,000.00		25,823,000.00	25,823,000.00			25,823,000.00	3,725,042.53	5,195,218.30	5,380,918.76		14,309,179.68	3,725,042.53	5,153,253.77	5,430,877.38		14,309,179.68		11,513,820.32			
PS			12,704,000.00		12,704,000.00	12,704,000.00			12,704,000.00	3,158,994.86	3,687,764.81	3,088,336.67		9,936,096.34	3,158,984.66	3,587,764.81	3,088,336.67		9,936,096.34		2,767,903.66			
MOOE			5,610,000.00		5,610,000.00	5,610,000.00			5,610,000.00	565,047.67	944,572.30	666,344.84		2,175,964.81	565,047.67	902,613.88	709,303.46		2,175,964.81		3,434,035.19			
CO			7,509,000.00		7,509,000.00	7,509,000.00			7,509,000.00		562,881.26	1,634,237.25		2,197,118.53		562,881.28	1,634,237.25		2,197,118.53		5,311,881.47			
Sub-Total, Agency-Specific			920,757,000.00		920,757,000.00	920,757,000.00			920,757,000.00	524,876,682.22	336,646,533.23	21,292,557.19		882,815,752.64	72,671,479.09	469,363,382.85	327,533,030.44		882,815,752.64		37,941,247.36		13,547,860.26	
PS			54,353,000.00		54,353,000.00	54,353,000.00			54,353,000.00	14,234,149.39	15,007,048.20	11,090,427.16		40,331,624.74	13,867,036.01	15,479,701.27	11,090,427.16		40,331,624.74		14,021,375.26		(105,539.70)	
MOOE			855,895,000.00		855,895,000.00	855,895,000.00			855,895,000.00	507,901,512.84	321,076,633.75	8,567,892.78		837,446,009.37	55,803,443.08	453,020,800.30	314,809,366.03		837,446,009.37		18,448,980.63		13,653,399.96	
Fin Ex																								
CO			10,509,000.00		10,509,000.00	10,509,000.00			10,509,000.00	2,841,000.00	562,881.26	1,634,237.25		5,038,118.53	2,841,000.00	562,881.28	1,634,237.25		5,038,118.53		5,470,881.47			
II. Automatic Appropriations																								
Retirement and Life Insurance Premiums		01104102																						
General Administration and Support		0000010000000000	1,799,000.00	610,000.00	2,409,000.00	2,409,000.00			2,409,000.00	369,667.84	453,319.81	357,079.26		1,180,066.91	369,667.84	453,319.81	357,079.26		1,180,066.91		1,228,933.09			
General management and supervision		1030010001000000	1,799,000.00	610,000.00	2,409,000.00	2,409,000.00			2,409,000.00	369,667.84	453,319.81	357,079.26		1,180,066.91	369,667.84	453,319.81	357,079.26		1,180,066.91		1,228,933.09			
PS			1,799,000.00	610,000.00	2,409,000.00	2,409,000.00			2,409,000.00	369,667.84	453,319.81	357,079.26		1,180,066.91	369,667.84	453,319.81	357,079.26		1,180,066.91		1,228,933.09			
Operations		0000030000000000	3,273,000.00		3,273,000.00	3,273,000.00			3,273,000.00	807,540.80	1,122,582.90	819,664.14		2,849,787.84	807,540.80	1,122,582.90	819,664.14		2,849,787.84		423,212.16			
MFO 1: PUBLIC-PRIVATE PARTNERSHIP (PPP) PROJECT ADVISORY, MANAGEMENT AND MONITORING SERVICES		0000030100000000	3,273,000.00		3,273,000.00	3,273,000.00			3,273,000.00	807,540.80	1,122,582.90	819,664.14		2,849,787.84	807,540.80	1,122,582.90	819,664.14		2,849,787.84		423,212.16			
Project Development and Advisory Assistance		1610301010000000	784,000.00		784,000.00	784,000.00			784,000.00	178,215.92	248,143.97	221,310.59		647,670.48	178,215.92	248,143.97	221,310.59		647,670.48		136,328.52			
PS			784,000.00		784,000.00	784,000.00			784,000.00	178,215.92	248,143.97	221,310.59		647,670.48	178,215.92	248,143.97	221,310.59		647,670.48		136,328.52			
Management Administration of the Project Development and Monitoring Facility (PDMF)		1610301020000000	515,000.00		515,000.00	515,000.00			515,000.00	181,904.64	228,984.83	104,110.83		515,000.00	181,904.64	228,984.83	104,110.83		515,000.00					
PS			515,000.00		515,000.00	515,000.00			515,000.00	181,904.64	228,984.83	104,110.83		515,000.00	181,904.64	228,984.83	104,110.83		515,000.00					

Particulars	IACS CODE	Appropriation			Allotments				Current Year Obligations						Current Year Disbursements					Balances				
		Authorized Appropriation	Adjustments (To)/From, Realignment	Adjusted Appropriations	Allotments Received	Adjustments (Withdrawal, Realignment)	Transfer To	Transfer From	Adjusted Total Allotments	1st Quarter Ending March 31	2nd Quarter Ending June 30	3rd Quarter Ending Sept. 30	4th Quarter Ending Dec. 31	Total	1st Quarter Ending March 31	2nd Quarter Ending June 30	3rd Quarter Ending Sept. 30	4th Quarter Ending Dec. 31	Total	Unreleased Appropriations	Unobligated Allotment	Unpaid Obligations (15-20) = (23+24)		
																						Due and Demandable	Not Yet Due and Demandable	
1	2	3	4	5=(3+4)	6	7	8	9	10=(8+9+5+6)	11	12	13	14	15=(11+12+13+14)	16	17	18	19	20=(16+17+18+19)	21=(5-16)	22=(6-15)	23	24	
Public-Private Partnership Policy Formulation and Advocacy, and Project Monitoring and Evaluation	161003010300000	749,000.00		749,000.00	749,000.00				749,000.00	224,429.24	261,979.48	193,713.59		680,122.31	224,429.24	261,979.48	193,713.59		680,122.31			68,877.69		
PS		749,000.00		749,000.00	749,000.00				749,000.00	224,429.24	261,979.48	193,713.59		680,122.31	224,429.24	261,979.48	193,713.59		680,122.31			68,877.69		
Provision of Capacity Building, Knowledge Management Services, Legal Services and Information Systems and Technology Development and Maintenance	161003010400000	1,225,000.00		1,225,000.00	1,225,000.00				1,225,000.00	322,991.00	383,474.92	300,529.13		1,006,995.05	322,991.00	383,474.92	300,529.13		1,006,995.05			218,604.95		
PS		1,225,000.00		1,225,000.00	1,225,000.00				1,225,000.00	322,991.00	383,474.92	300,529.13		1,006,995.05	322,991.00	383,474.92	300,529.13		1,006,995.05			218,604.95		
Sub-Total, Automatic Appropriations		5,072,000.00	610,000.00	5,682,000.00	5,682,000.00				5,682,000.00	1,277,208.64	1,575,902.71	1,176,743.40		4,029,854.75	1,277,208.64	1,575,902.71	1,176,743.40		4,029,854.75			1,652,145.25		
PS		5,072,000.00	610,000.00	5,682,000.00	5,682,000.00				5,682,000.00	1,277,208.64	1,575,902.71	1,176,743.40		4,029,854.75	1,277,208.64	1,575,902.71	1,176,743.40		4,029,854.75			1,652,145.25		
MOOE																								
Fin Ex																								
CO																								
III Special Purpose Fund																								
Miscellaneous Personnel Benefits Fund	01101406		10,852,600.00	10,852,600.00	10,852,600.00				10,852,600.00	1,099,087.12	3,673,387.00	1,677,100.00		6,449,574.12	993,547.42	3,673,387.00	1,677,100.00		6,344,034.42			4,403,025.88		105,539.70
Miscellaneous Personnel Benefits Fund	000009070000000		10,852,600.00	10,852,600.00	10,852,600.00				10,852,600.00	1,099,087.12	3,673,387.00	1,677,100.00		6,449,574.12	993,547.42	3,673,387.00	1,677,100.00		6,344,034.42			4,403,025.88		105,539.70
Performance-Based Bonus	103009070100000		962,600.00	962,600.00	962,600.00				962,600.00			931,100.00		931,100.00			931,100.00		931,100.00			31,500.00		
PS			962,600.00	962,600.00	962,600.00				962,600.00			931,100.00		931,100.00			931,100.00		931,100.00			31,500.00		
For Payment of Compensation Adjustment	103009070700000		9,890,000.00	9,890,000.00	9,890,000.00				9,890,000.00	1,099,087.12	3,673,387.00	746,000.00		5,518,474.12	993,547.42	3,673,387.00	746,000.00		5,412,534.42			4,371,625.88		105,539.70
PS			9,890,000.00	9,890,000.00	9,890,000.00				9,890,000.00	1,099,087.12	3,673,387.00	746,000.00		5,518,474.12	993,547.42	3,673,387.00	746,000.00		5,412,534.42			4,371,625.88		105,539.70
Pension and Gratuity Fund	01101407		1,748,375.00	1,748,375.00	1,748,375.00				1,748,375.00		647,941.89	1,100,433.00		1,748,374.89		647,941.89	1,100,433.00		1,748,374.89			.11		
Pension and Gratuity Fund	000009080000000		1,748,375.00	1,748,375.00	1,748,375.00				1,748,375.00		647,941.89	1,100,433.00		1,748,374.89		647,941.89	1,100,433.00		1,748,374.89			.11		
For payment of retirement and terminal leave benefits	282009080200000		1,100,433.00	1,100,433.00	1,100,433.00				1,100,433.00			1,100,433.00		1,100,433.00			1,100,433.00		1,100,433.00					
PS			1,100,433.00	1,100,433.00	1,100,433.00				1,100,433.00			1,100,433.00		1,100,433.00			1,100,433.00		1,100,433.00					
For payment of monetization of leave credits	103009080400000		647,942.00	647,942.00	647,942.00				647,942.00		647,941.89			647,941.89		647,941.89			647,941.89			.11		
PS			647,942.00	647,942.00	647,942.00				647,942.00		647,941.89			647,941.89		647,941.89			647,941.89			.11		
Sub-Total, SPF			12,600,975.00	12,600,975.00	12,600,975.00				12,600,975.00	1,099,087.12	4,321,328.89	2,777,533.00		8,197,949.01	993,547.42	4,321,328.89	2,777,533.00		8,082,409.31			4,403,025.88		105,539.70
PS			12,600,975.00	12,600,975.00	12,600,975.00				12,600,975.00	1,099,087.12	4,321,328.89	2,777,533.00		8,197,949.01	993,547.42	4,321,328.89	2,777,533.00		8,082,409.31			4,403,025.88		105,539.70
MOOE																								
Fin Ex																								
CO																								
GRAND TOTAL		925,829,000.00	13,210,975.00	939,039,975.00	939,039,975.00				939,039,975.00	527,252,057.88	342,549,764.83	25,246,833.59		895,048,656.40	74,942,235.15	474,960,614.45	231,467,308.94		881,390,156.44			43,996,418.60		13,683,389.96
PS		59,425,000.00	13,210,975.00	72,636,975.00	72,636,975.00				72,636,975.00	16,610,445.14	20,904,279.90	15,044,703.56		52,559,428.50	16,137,792.97	21,376,932.87	15,044,703.56		52,559,428.50			20,076,546.59		
MOOE		855,895,000.00		855,895,000.00	855,895,000.00				855,895,000.00	507,801,512.84	321,076,503.75	8,567,892.78		837,446,209.37	55,963,443.08	453,020,800.30	314,808,366.03		823,792,609.41			18,448,890.83		13,683,389.96
Fin Ex																								
CO		10,509,000.00		10,509,000.00	10,509,000.00				10,509,000.00	2,841,000.00	562,881.28	1,634,237.25		5,038,118.53	2,841,000.00	562,881.28	1,634,237.25		5,038,118.53			5,470,861.47		

Certified Correct:

Certified Correct:

Recommended By:

Approved By:

Adami, Roselyn
Budget Officer

CARAAN
CATALINA R. CARAAN
Chief of Finance Division
Chief Accountant

Director, FMS

FRANCES YANI P. DOMINGO
Agency Head/Department Office in Charge

Date: 10/Oct/2016

Date:

Date: 24/Oct/2016

Date:

SUMMARY OF APPROPRIATIONS, ALLOTMENTS, OBLIGATIONS AND BALANCES BY OBJECT OF EXPENDITURES
As of the Quarter Ending September 30, 2016

Department: National Economic and Development Authority (NEDA)

Authorization: 02 - Continuing Appropriations

Agency: Public-Private Partnership Center of the Philippines

Operating Unit: N/A

Organization Code (UACS): 240050000000

Fund Cluster: 01 - Regular Agency Fund


Particulars	UACS CODE	Appropriation			Allotments					Current Year Obligations				Current Year Disbursements				Balances						
		Authorized Appropriation	Adjustments (Transfer To/From, Realignment)	Adjusted Appropriations	Allotments Received	Adjustments (Withdrawal, Realignment)	Transfer To	Transfer From	Adjusted Total Allotments	1st Quarter Ending March 31	2nd Quarter Ending June 30	3rd Quarter Ending Sept. 30	4th Quarter Ending Dec. 31	Total	1st Quarter	2nd Quarter	3rd Quarter	4th Quarter	Total	Unreleased Appropriations	Unobligated Allotment	Unpaid Obligations (15-20) = (23+24)		
															Ending March 31	Ending June 30	Ending Sept. 30	Ending Dec. 31				20-(16+17+18+19)	21-(16-19)	22
1	2	3	4	5=(3+4)	6	7	8	9	10=(8+7)+9	11	12	13	14	15=(11+12+13+14)	16	17	18	19	20=(16+17+18+19)	21=(5-10)	22=(16-19)	23	24	
I. Agency Specific Budget																								
Specific Budgets of National Government Agencies	01102101		1,188,767.25	1,188,767.25	1,188,767.25				1,188,767.25		351,573.95	724,551.73		1,076,125.68			1,076,125.68		1,076,125.68			112,641.57		
Maintenance and Other Operating Expenses			1,188,767.25	1,188,767.25	1,188,767.25				1,188,767.25		351,573.95	724,551.73		1,076,125.68			1,076,125.68		1,076,125.68			112,641.57		
Training and Scholarship Expenses	502020000		730,000.00	730,000.00	730,000.00				730,000.00			724,551.73		724,551.73			724,551.73		724,551.73			5,448.27		
Training Expenses	5020201000		730,000.00	730,000.00	730,000.00				730,000.00			724,551.73		724,551.73			724,551.73		724,551.73			5,448.27		
Training Expenses	5020201002		730,000.00	730,000.00	730,000.00				730,000.00			724,551.73		724,551.73			724,551.73		724,551.73			5,448.27		
Supplies and Materials Expenses	502030000		237,500.00	237,500.00	237,500.00				237,500.00		219,723.95			219,723.95			219,723.95		219,723.95			17,776.05		
Office Supplies Expenses	5020301000		237,500.00	237,500.00	237,500.00				237,500.00		219,723.95			219,723.95			219,723.95		219,723.95			17,776.05		
Office Supplies Expenses	5020301002		237,500.00	237,500.00	237,500.00				237,500.00		219,723.95			219,723.95			219,723.95		219,723.95			17,776.05		
Professional Services	502110000		100,000.00	100,000.00	100,000.00				100,000.00		100,000.00			100,000.00			100,000.00		100,000.00					
Other Professional Services	5021199000		100,000.00	100,000.00	100,000.00				100,000.00		100,000.00			100,000.00			100,000.00		100,000.00					
Other Professional Services	5021199000		100,000.00	100,000.00	100,000.00				100,000.00		100,000.00			100,000.00			100,000.00		100,000.00					
Other Maintenance and Operating Expenses	502990000		121,267.25	121,267.25	121,267.25				121,267.25		31,850.00			31,850.00			31,850.00		31,850.00			89,417.25		
Printing and Publication Expenses	5029902000		95,000.00	95,000.00	95,000.00				95,000.00		31,850.00			31,850.00			31,850.00		31,850.00			63,150.00		
Printing and Publication Expenses	5029902000		95,000.00	95,000.00	95,000.00				95,000.00		31,850.00			31,850.00			31,850.00		31,850.00			63,150.00		
Rent/Lease Expenses	5029905000		26,267.25	26,267.25	26,267.25				26,267.25													26,267.25		
Rents - Equipment	5029905004		26,267.25	26,267.25	26,267.25				26,267.25													26,267.25		
GRAND TOTAL			1,188,767.25	1,188,767.25	1,188,767.25				1,188,767.25		351,573.95	724,551.73		1,076,125.68			1,076,125.68		1,076,125.68			112,641.57		


Certified Correct:


Certified Correct:

Recommended By:

Approved By:


Adami, Roselyn


CATALINA R. CARAAN
Agency Chief, Finance Division


FRANCES YANI P. DOMINGO
Head of Agency or Authorized Officer in Charge

Agency Budget Officer

Director, FMS

Head of Agency or Authorized Representative

Date: 10/Oct/2016

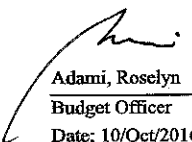
Date:

Date: 24/Oct/2016

Date: 24/Oct/2016

No.	Allotments / Sub-Allotments		Funding Source		Allotments					Sub-Allotment to Regions/Operating Units					Total Allotments / Net of Sub-allotments				
	Number	Date	Description	UACS Code	PS	MOOE	CO	FINEX	Total	PS	MOOE	CO	FINEX	Total	PS	MOOE	CO	FINEX	Total
1	2	3	4	5	6	7	8	9	10=(6+7+8+9)	11	12	13	14	15=(11+12+13+14)	16	17	18	19	20=(16+17+19)
			Government Agencies	01101101	54,353,000.00	855,895,000.00	10,509,000.00		920,757,000.00						54,353,000.00	855,895,000.00	10,509,000.00		920,757
			Pension and Gratuity Fund	01101407	1,748,375.00				1,748,375.00						1,748,375.00				1,748
			Retirement and Life Insurance Premiums	01104102	5,682,000.00				5,682,000.00						5,682,000.00				5,682
			Asian Development Bank	04104152		8,740,865.00			8,740,865.00							8,740,865.00			8,740

Certified Correct:


Adami, Roselyn

Budget Officer

Date: 10/Oct/2016

MONTHLY REPORT OF DISBURSEMENTS
For the month of September, 2016

Department: National Economic and Development Authority (NEDA)						Agency: Public-Private Partnership Center of the Philippines										Operating Unit: N/A											
Organization Code (UACS): 240050600000						Fund Cluster: 01 - Regular Agency Fund																					
PARTICULARS	CURRENT YEAR BUDGET					PRIOR YEAR'S ACCOUNTS PAYABLE										SUB-TOTAL	TRUST LIABILITIES				GRAND TOTAL					REMARKS	
	PS	MOOE	Fin. Exp	CO	TOTAL	PRIOR YEAR'S ACCOUNTS PAYABLE					CURRENT YEAR'S ACCOUNTS PAYABLE						PS	MOOE	CO	TOTAL	PS	MOOE	CO	TOTAL			
						PS	MOOE	Fin. Exp	CO	Sub-Total	PS	MOOE	Fin. Exp	CO	Sub-Total										TOTAL		
1	2	3	4	5	6-(2+3+4+5)	7	8	9	10	11-(7+8+9+10)	12	13	14	15	16-(12+13+14+15)	17-(6+11)	18	19	20	21	22-(18+19+20)	23	24	25	26	27-(23+24+25+26)	28
Notice of Cash Allocation (NCA)	3,477,676.24	197,301,311.86			200,778,988.10		26,980,511.59			26,980,511.59						227,759,499.69						3,477,676.24	224,281,823.45				227,759,499.69
MDS Checks Issued	771,924.02	276,168.01			1,048,092.03											1,048,092.03						771,924.02	276,168.01				1,048,092.03
Advice to Debit Account	2,705,752.22	197,025,143.85			199,730,896.07		26,980,511.59			26,980,511.59						226,711,407.66						2,705,752.22	224,065,655.44				226,711,407.66
Notice of Transfer of Allocation (NTA)																											
MDS Checks Issued																											
Advice to Debit Account																											
Working Fund (NCA issued to BTR)																16,473,887.48						555,195.48	15,918,692.00				16,473,887.48
Tax Remittance Advice Issued (TRA)	555,195.48	15,918,692.00			16,473,887.48																						
Cash Disbursement Ceiling (CDC)																											
Non-Cash Availment Authority (NCAA)																											
Others (CDT, BTR Docs Stamp, etc.)																											

Summary

PARTICULARS	PREVIOUS REPORT	CURRENT MONTH	AS OF DATE
(1)	(2)	(3)	(4)
Total Disbursement Authorities Received			
NCA	802,423,256.70	227,760,995.18	1,030,184,251.88
Working Fund			
TRA	23,091,414.20	16,473,887.48	39,565,301.68
CDC			
NCAA			
Others (CDT, BTR Docs Stamp, etc.)			
Less: Notice of Transfer Allocations (NTA)* issued			
Total Disbursements Authorities Available	825,514,670.90	244,234,882.66	1,069,749,553.56
Less:			
Lapsed NCA	6,363,063.73	1,495.49	6,364,559.22
Disbursements	706,361,779.74	244,233,387.17	944,595,166.91
Balance of Disbursements Authorities as of to date	118,789,827.43		118,789,827.43
Total Disbursements Program	914,753,000.00	116,837,000.00	931,590,000.00
Less: * Actual Disbursements	566,801,374.81	244,233,387.17	805,034,761.98
(Over)/Under spending	253,951,625.19	(127,396,387.17)	126,555,238.02

Certified Correct:

Catalina R. Caraan
CATALINA R. CARAAN
Chief of Finance Division
Date: 10/Oct/2016

Approved By:

Frances Yani P. Domingo
FRANCES YANI P. DOMINGO
Head of Agency or Authorized Representative - in Charge
Date:

QUARTERLY REPORT OF REVENUE AND OTHER RECEIPTS
As of the Quarter Ending September 30, 2016
(In Pesos)

Department: National Economic and Development Authority (NEDA)			Agency: Public-Private Partnership Center of the Philippines										
Operating Unit: N/A			Organization Code (JIACS): 24005000000										
CLASSIFICATION / SOURCES OF REVENUE AND OTHER RECEIPTS	UACS Code	REVENUE TARGET (Annual)	ACTUAL REVENUE AND OTHER RECEIPTS COLLECTIONS					CUMULATIVE REMITTANCE /DEPOSITS TO DATE			VARIANCE		REMARKS
			1st Quarter	2nd Quarter	3rd Quarter	4th Quarter	TOTAL	Remittance to BTr	Deposited with AGDB	Total	Amount	%	
1	2	3	4	5	6	7	8=(4+5+6+7)	9	10	11=(9+10)	12=(8-3)	13=(12/3)	14
General Fund (formerly Fund 101)													
Other Business Income	4020299099		15,000.00				15,000.00				15,000.00		
Special Account in the General Fund (formerly Fund 105, 183, 401, 151-159)													
Constancy Services	5021103002				8,740,864.89		8,740,864.89				8,740,864.89		
Off-Budget Accounts (formerly Fund 161 to 164, etc.)													
Other Service Income	4020199099		29,239,849.27		253,447,476.21		282,687,325.48				282,687,325.48		
Custodial Funds (formerly Fund 101-184, 187)													
Cash - Treasury/Agency Deposit, Special Account	1010402000												
TOTAL			29,254,849.27		262,188,341.10		291,443,190.37				291,443,190.37		

Certified Correct:

Approved By:

Caraan
 Agency Chief Accountant **CATALINA R. CARAAN**
 Chief of Finance Division
 Date: 24/Oct/2016

Francis
 Head of Agency/Department Secretary **FRANCES YANI P. DOMINGO**
 Officer in Charge
 Date: 24/Oct/2016