


MONTHLY REPORT OF DISBURSEMENTS
For the Month of January 2015

Department : NATIONAL ECONOMIC AND DEVELOPMENT AUTHORITY
Agency/Operating Unit : PUBLIC-PRIVATE PARTNERSHIP CENTER
Organization Code (UACS): 24 005 00 00000
Funding Source Code (as clustered) : 104152

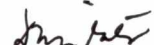
PARTICULARS	CURRENT YEAR BUDGET					PRIOR YEAR'S BUDGET											SUB-TOTAL	TRUST LIABILITIES				GRAND TOTAL					Remarks																																																																																																								
	PS	MOOE	Fin. Exp.	CO	TOTAL	PRIOR YEAR'S ACCOUNTS PAYABLE					CURRENT YEAR'S ACCOUNTS PAYABLE					TOTAL		PS	MOOE	CO	TOTAL	PS	MOOE	Fin. Expense	CO	TOTAL																																																																																																									
						PS	MOOE	Fin. Exp.	CO	TOTAL	PS	MOOE	Fin. Exp.	CO	TOTAL																																																																																																																				
1	2	3	4	5	6=(2+3+4+5)	7	8	9	10	11=(7+8+9+10)	12	13	14	15	16=(12+13+14+15)	17=(11+16)	18=(6+17)	19	20	21	22=(19+20+21)	23	24	25	26	27=(23+24+25+26)	28																																																																																																								
Notice of Cash Allocation																																																																																																																																			
MDS Checks Issued																																																																																																																																			
Advice to Debit Account		15,779,067.35			15,779,067.35																																																																																																																														
Working Fund (NCA Issued to BTr)																	15,779,067.35						15,779,067.35			15,779,067.35																																																																																																									
Tax Remittance Advices Issued (TRA)																																																																																																																																			
Cash Disbursement Ceiling (CDC)																																																																																																																																			
Non-Cash Availment Authority (NCAA)																																																																																																																																			
Others (CDT, BTr Docs Stamp, etc.)																																																																																																																																			
TOTAL		15,779,067.35			15,779,067.35												15,779,067.35						15,779,067.35			15,779,067.35																																																																																																									
SUMMARY:																																																																																																																																			
<table><thead><tr><th></th><th>Previous Report</th><th>This Month</th><th>As of Date</th><th></th><th>Previous Report</th><th>This Month</th><th>As of Date</th></tr></thead><tbody><tr><td>Total Disbursement Authorities Received</td><td></td><td></td><td></td><td></td><td></td><td></td><td></td></tr><tr><td>NCA</td><td></td><td></td><td></td><td></td><td>259,356,934.64</td><td>24,413,970.00</td><td>283,770,904.64</td></tr><tr><td>Working Fund</td><td>179,467,616.69</td><td></td><td>179,467,616.69</td><td>Total Disbursements Program</td><td>128,027,995.60</td><td>15,779,067.35</td><td>143,807,062.95</td></tr><tr><td>TRA</td><td></td><td></td><td></td><td>Less Actual Disbursements</td><td>131,328,939.04</td><td>8,634,902.65</td><td>139,963,841.69</td></tr><tr><td>CDC</td><td></td><td></td><td></td><td>(Over)/Under spending</td><td></td><td></td><td></td></tr><tr><td>NCAA</td><td></td><td></td><td></td><td></td><td></td><td></td><td></td></tr><tr><td>Others</td><td></td><td></td><td></td><td></td><td></td><td></td><td></td></tr><tr><td>Less: Notice of Transfer Allocations (NTA)* Issued</td><td></td><td></td><td></td><td></td><td></td><td></td><td></td></tr><tr><td>Total Disbursement Authorities Available</td><td>179,467,616.69</td><td>-</td><td>179,467,616.69</td><td></td><td></td><td></td><td></td></tr><tr><td>Less: Lapsed NCA</td><td></td><td></td><td></td><td></td><td></td><td></td><td></td></tr><tr><td>Disbursements</td><td>128,027,995.60</td><td>15,779,067.35</td><td>143,807,062.95</td><td></td><td></td><td></td><td></td></tr><tr><td>Balance of Disbursements Authorities as of Date</td><td>51,439,621.09</td><td>(15,779,067.35)</td><td>35,660,553.74</td><td></td><td></td><td></td><td></td></tr></tbody></table>																													Previous Report	This Month	As of Date		Previous Report	This Month	As of Date	Total Disbursement Authorities Received								NCA					259,356,934.64	24,413,970.00	283,770,904.64	Working Fund	179,467,616.69		179,467,616.69	Total Disbursements Program	128,027,995.60	15,779,067.35	143,807,062.95	TRA				Less Actual Disbursements	131,328,939.04	8,634,902.65	139,963,841.69	CDC				(Over)/Under spending				NCAA								Others								Less: Notice of Transfer Allocations (NTA)* Issued								Total Disbursement Authorities Available	179,467,616.69	-	179,467,616.69					Less: Lapsed NCA								Disbursements	128,027,995.60	15,779,067.35	143,807,062.95					Balance of Disbursements Authorities as of Date	51,439,621.09	(15,779,067.35)	35,660,553.74				
	Previous Report	This Month	As of Date		Previous Report	This Month	As of Date																																																																																																																												
Total Disbursement Authorities Received																																																																																																																																			
NCA					259,356,934.64	24,413,970.00	283,770,904.64																																																																																																																												
Working Fund	179,467,616.69		179,467,616.69	Total Disbursements Program	128,027,995.60	15,779,067.35	143,807,062.95																																																																																																																												
TRA				Less Actual Disbursements	131,328,939.04	8,634,902.65	139,963,841.69																																																																																																																												
CDC				(Over)/Under spending																																																																																																																															
NCAA																																																																																																																																			
Others																																																																																																																																			
Less: Notice of Transfer Allocations (NTA)* Issued																																																																																																																																			
Total Disbursement Authorities Available	179,467,616.69	-	179,467,616.69																																																																																																																																
Less: Lapsed NCA																																																																																																																																			
Disbursements	128,027,995.60	15,779,067.35	143,807,062.95																																																																																																																																
Balance of Disbursements Authorities as of Date	51,439,621.09	(15,779,067.35)	35,660,553.74																																																																																																																																
<table><tbody><tr><td>Certified Correct:</td><td colspan="10">Recommending Approval:</td><td colspan="17">Approved By:</td></tr><tr><td></td><td colspan="10"><div>CATALINA R. CARAAN Chief Administrative Officer, Finance Division</div></td><td colspan="17"><div>LELINA A. QUILATES Director IV</div></td></tr><tr><td>Date:</td><td colspan="10"></td><td colspan="17">Date:</td></tr></tbody></table>																												Certified Correct:	Recommending Approval:										Approved By:																		<div>CATALINA R. CARAAN Chief Administrative Officer, Finance Division</div>										<div>LELINA A. QUILATES Director IV</div>																	Date:											Date:																																				
Certified Correct:	Recommending Approval:										Approved By:																																																																																																																								
	<div>CATALINA R. CARAAN Chief Administrative Officer, Finance Division</div>										<div>LELINA A. QUILATES Director IV</div>																																																																																																																								
Date:											Date:																																																																																																																								

PARTICULARS	CURRENT YEAR BUDGET					PRIOR YEAR'S BUDGET											SUB-TOTAL	TRUST LIABILITIES				GRAND TOTAL					Remarks																																																																																																								
	PS	MOOE	Fin. Exp.	CO	TOTAL	PRIOR YEAR'S ACCOUNTS PAYABLE					CURRENT YEAR'S ACCOUNTS PAYABLE					TOTAL		PS	MOOE	CO	TOTAL	PS	MOOE	Fin. Expense	CO	TOTAL																																																																																																									
						PS	MOOE	Fin. Exp.	CO	TOTAL	PS	MOOE	Fin. Exp.	CO	TOTAL																																																																																																																				
1	2	3	4	5	6=(2+3+4+5)	7	8	9	10	11=(7+8+9+10)	12	13	14	15	16=(12+13+14+15)	17=(11+16)	18=(6-17)	19	20	21	22=(19+20+21)	23	24	25	26	27=(23+24+25+26)	28																																																																																																								
Notice of Cash Allocation																																																																																																																																			
MDS Checks Issued																																																																																																																																			
Advice to Debit Account		6,652,410.35			6,652,410.35												6,652,410.35																																																																																																																		
Working Fund (NCA Issued to BTr)																																																																																																																																			
Tax Remittance Advices Issued (TRA)																																																																																																																																			
Cash Disbursement Ceiling (CDC)																																																																																																																																			
Non-Cash Availment Authority (NCAA)																																																																																																																																			
Others (CDT, BTr Docs Stamp, etc.)																																																																																																																																			
TOTAL	-	6,652,410.35	-	-	6,652,410.35		-			-	-	-	-			-	6,652,410.35	-	-	-	-	-	6,652,410.35	-	-	6,652,410.35																																																																																																									
<p>SUMMARY:</p> <table border="0"> <thead> <tr> <th></th> <th>Previous Report</th> <th>This Month</th> <th>As of Date</th> <th></th> <th>Previous Report</th> <th>This Month</th> <th>As of Date</th> </tr> </thead> <tbody> <tr> <td>Total Disbursement Authorities Received</td> <td></td> <td></td> <td></td> <td>Total Disbursements Program</td> <td>283,770,904.64</td> <td>203,184,660.00</td> <td>486,955,564.64</td> </tr> <tr> <td>NCA</td> <td></td> <td></td> <td></td> <td>Less Actual Disbursements</td> <td>134,680,405.95</td> <td>6,652,410.35</td> <td>141,332,816.30</td> </tr> <tr> <td>Working Fund</td> <td>179,467,616.69</td> <td>203,184,660.00</td> <td>382,652,276.69</td> <td>(Over)/Under spending</td> <td>149,090,498.69</td> <td>196,532,249.65</td> <td>345,622,748.34</td> </tr> <tr> <td>TRA</td> <td></td> <td></td> <td></td> <td></td> <td></td> <td></td> <td></td> </tr> <tr> <td>CDC</td> <td></td> <td></td> <td></td> <td></td> <td></td> <td></td> <td></td> </tr> <tr> <td>NCAA</td> <td></td> <td></td> <td></td> <td></td> <td></td> <td></td> <td></td> </tr> <tr> <td>Others</td> <td></td> <td></td> <td></td> <td></td> <td></td> <td></td> <td></td> </tr> <tr> <td>Less: Notice of Transfer Allocations (NTA)* Issued</td> <td></td> <td></td> <td></td> <td></td> <td></td> <td></td> <td></td> </tr> <tr> <td>Total Disbursement Authorities Available</td> <td>179,467,616.69</td> <td>203,184,660.00</td> <td>382,652,276.69</td> <td></td> <td></td> <td></td> <td></td> </tr> <tr> <td>Less: Lapsed NCA</td> <td></td> <td></td> <td></td> <td></td> <td></td> <td></td> <td></td> </tr> <tr> <td>Disbursements</td> <td>143,807,062.95</td> <td>6,652,410.35</td> <td>150,459,473.30</td> <td></td> <td></td> <td></td> <td></td> </tr> <tr> <td>Balance of Disbursements Authorities as of Date</td> <td>35,660,553.74</td> <td>196,532,249.65</td> <td>232,192,803.39</td> <td></td> <td></td> <td></td> <td></td> </tr> </tbody> </table>																													Previous Report	This Month	As of Date		Previous Report	This Month	As of Date	Total Disbursement Authorities Received				Total Disbursements Program	283,770,904.64	203,184,660.00	486,955,564.64	NCA				Less Actual Disbursements	134,680,405.95	6,652,410.35	141,332,816.30	Working Fund	179,467,616.69	203,184,660.00	382,652,276.69	(Over)/Under spending	149,090,498.69	196,532,249.65	345,622,748.34	TRA								CDC								NCAA								Others								Less: Notice of Transfer Allocations (NTA)* Issued								Total Disbursement Authorities Available	179,467,616.69	203,184,660.00	382,652,276.69					Less: Lapsed NCA								Disbursements	143,807,062.95	6,652,410.35	150,459,473.30					Balance of Disbursements Authorities as of Date	35,660,553.74	196,532,249.65	232,192,803.39				
	Previous Report	This Month	As of Date		Previous Report	This Month	As of Date																																																																																																																												
Total Disbursement Authorities Received				Total Disbursements Program	283,770,904.64	203,184,660.00	486,955,564.64																																																																																																																												
NCA				Less Actual Disbursements	134,680,405.95	6,652,410.35	141,332,816.30																																																																																																																												
Working Fund	179,467,616.69	203,184,660.00	382,652,276.69	(Over)/Under spending	149,090,498.69	196,532,249.65	345,622,748.34																																																																																																																												
TRA																																																																																																																																			
CDC																																																																																																																																			
NCAA																																																																																																																																			
Others																																																																																																																																			
Less: Notice of Transfer Allocations (NTA)* Issued																																																																																																																																			
Total Disbursement Authorities Available	179,467,616.69	203,184,660.00	382,652,276.69																																																																																																																																
Less: Lapsed NCA																																																																																																																																			
Disbursements	143,807,062.95	6,652,410.35	150,459,473.30																																																																																																																																
Balance of Disbursements Authorities as of Date	35,660,553.74	196,532,249.65	232,192,803.39																																																																																																																																


Certified Correct:


CATALINA R. CARAAN
 Chief Administrative Officer, Finance Division
 Date:

Recommending Approval:


LELINA A. QUILATES
 Director IV
 Date:

Approved By:


COSETTE V. CANILAO
 Executive Director
 Date:

MONTHLY REPORT OF DISBURSEMENTS
For the Month of March 2015

Department : NATIONAL ECONOMIC AND DEVELOPMENT AUTHORITY
 Agency/Operating Unit : PUBLIC-PRIVATE PARTNERSHIP CENTER
 Organization Code (UACS): 24 005 00 00000
 Funding Source Code (as clustered) : 104152

PARTICULARS	CURRENT YEAR BUDGET					PRIOR YEAR'S BUDGET											SUB-TOTAL	TRUST LIABILITIES				GRAND TOTAL					Remarks				
	PS	MOOE	Fin. Exp.	CO	TOTAL	PRIOR YEAR'S ACCOUNTS PAYABLE					CURRENT YEAR'S ACCOUNTS PAYABLE					TOTAL		PS	MOOE	CO	TOTAL	PS	MOOE	Fin. Expense	CO	TOTAL					
						PS	MOOE	Fin. Exp.	CO	TOTAL	PS	MOOE	Fin. Exp.	CO	TOTAL																
1	2	3	4	5	6=(2+3+4+5)	7	8	9	10	11=(7+8+9+10)	12	13	14	15	16=(12+13+14+15)	17=(11+16)	18=(6+17)	19	20	21	22=(19+20+21)	23	24	25	26	27=(23+24+25+26)	28				
Notice of Cash Allocation																	-														
MDS Checks Issued																	-														
Advice to Debit Account		3,997,373.73			3,997,373.73												3,997,373.73														
Working Fund (NCA Issued to BTr)																	-														
Tax Remittance Advices Issued (TRA)																	-														
Cash Disbursement Ceiling (CDC)																	-														
Non-Cash Availment Authority (NCAA)																	-														
Others (CDT, BTr Docs Stamp, etc.)																	-														
TOTAL	-	3,997,373.73	-	-	3,997,373.73		-			-	-	-		-		-	3,997,373.73	-	-	-	-	-	3,997,373.73	-	-	3,997,373.73					
SUMMARY:																															
Total Disbursement Authorities Received		Previous Report		This Month		As of Date												Total Disbursements Program		Previous Report		This Month		As of Date							
NCA						-												486,955,564.64		113,116,530.00		600,072,094.64									
Working Fund		204,614,137.08		15,465,403.68		220,079,540.76												Less Actual Disbursements		150,459,473.30		3,997,373.73		154,456,847.03							
TRA						-												(Over)/Under spending		336,496,091.34		109,119,156.27		445,615,247.61							
CDC						-																									
NCAA						-																									
Others						-																									
Less: Notice of Transfer Allocations (NTA)* Issued						-																									
Total Disbursement Authorities Available		204,614,137.08		15,465,403.68		220,079,540.76																									
Less: Lapsed NCA						-																									
Disbursements		150,459,473.30		3,997,373.73		154,456,847.03																									
Balance of Disbursements Authorities as of Date		54,154,663.78		11,468,029.95		65,622,693.73																									
Certified Correct: <div>CATALINA R. CARAAN Chief Administrative Officer, Finance Division</div> Date: <div>LELINA A. QUILATES Director IV</div> Date: <div>COSETTE V. CANILAO Executive Director</div> Date:																															

MONTHLY REPORT OF DISBURSEMENTS
For the Month of April 2015

Department : NATIONAL ECONOMIC AND DEVELOPMENT AUTHORITY
Agency/Operating Unit : PUBLIC-PRIVATE PARTNERSHIP CENTER
Organization Code (UACS): 24 005 00 00000
Funding Source Code (as clustered) : 104152

PARTICULARS	CURRENT YEAR BUDGET					PRIOR YEAR'S BUDGET											SUB-TOTAL	TRUST LIABILITIES				GRAND TOTAL					Remarks
	PS	MOOE	Fin. Exp.	CO	TOTAL	PRIOR YEAR'S ACCOUNTS PAYABLE					CURRENT YEAR'S ACCOUNTS PAYABLE					TOTAL		PS	MOOE	CO	TOTAL	PS	MOOE	Fin. Expense	CO	TOTAL	
						PS	MOOE	Fin. Exp.	CO	TOTAL	PS	MOOE	Fin. Exp.	CO	TOTAL												
1	2	3	4	5	6=(2+3+4+5)	7	8	9	10	11=(7+8+9+10)	12	13	14	15	16=(12+13+14+15)	17=(11+16)	18=(6+17)	19	20	21	22=(19+20+21)	23	24	25	26	27=(23+24+25+26)	28
Notice of Cash Allocation																											Disbursement is based on the milestone of projects
MDS Checks Issued																											
Advice to Debit Account		22,860,648.30			22,860,648.30												22,860,648.30						22,860,648.30			22,860,648.30	
Working Fund (NCA Issued to BTr)																											
Tax Remittance Advices Issued (TRA)																											
Cash Disbursement Ceiling (CDC)																											
Non-Cash Availment Authority (NCAA)																											
Others (CDT, BTr Docs Stamp, etc.)																											
TOTAL	-	22,860,648.30	-	-	22,860,648.30	-	-	-	-	-	-	-	-	-	-	-	22,860,648.30	-	-	-	-	-	22,860,648.30	-	-	22,860,648.30	
SUMMARY:																											
Total Disbursement Authorities Received																											
NCA																											
Working Fund																											
TRA																											
CDC																											
NCAA																											
Others																											
Less: Notice of Transfer Allocations (NTA)* Issued																											
Total Disbursement Authorities Available																											
Less: Lapsed NCA																											
Disbursements																											
Balance of Disbursements Authorities as of Date																											
Total Disbursements Program																											
Less Actual Disbursements																											
(Over)/Under spending																											
Previous Report																											
This Month																											
As of Date																											
283,770,904.64																											
78,527,380.00																											
362,298,284.64																											
134,680,405.95																											
22,860,648.30																											
157,541,054.25																											
149,090,498.69																											
55,666,731.70																											
204,757,230.39																											