





STATEMENT OF APPROPRIATIONS, ALLOTMENTS, OBLIGATIONS, DISBURSEMENTS AND BALANCES
As of the Quarter Ending March 31, 2015

FAR No. 1

Department: NATIONAL ECONOMIC AND DEVELOPMENT AUTHORITY
Agency/Operating Unit: PUBLIC-PRIVATE PARTNERSHIP CENTER
Organization Code (UACS): 24 005 00 00000
Funding Source Code (as clustered): 04 104152 (Special Accounts-Foreign-Assisted/Grants Fund - ADB)

Current Year Appropriations
Continuing Appropriations
Supplemental Appropriations

Particulars	UACS CODE	Appropriations			Allotments					Current Year Obligations					Current Year Disbursements					Balances					
		Authorized Appropriation	Adjustments (Transfer To/From, Realignment)	Adjusted Appropriations	Allotments Received	Adjustments (Withdrawal/ Realignment)	Transfer To	Transfer From	Adjusted Total Allotments	1st Quarter ending March 31	2nd Quarter ending June 30	3rd Quarter ending Sept. 30	4th Quarter ending Dec. 31	Total	1st Quarter ending March 31	2nd Quarter ending June 30	3rd Quarter ending Sept. 30	4th Quarter ending Dec. 31	Total	Unreleased Appropriation	Unobligated Allotment	Unpaid Obligations (15-20 + (23+24))			
																						Due and Demandable	Not Yet Due and Demandable		
1	2	3	4	5=4+4	6	7	8	9	10 = (8+7)-(9+8)	11	12	13	14	15 = (11+12+13+14)	16	17	18	19	20 = (16+17+18+19)	21 = (5-10)	22 = (16-18)	23	24		
I. AGENCY SPECIFIC BUDGET	101101																								
General Administration and Support	100000000																								
General Administration and Support	100010000																								
Personnel Services	50100000																								
Maintenance & Other	50200000																								
Financial Expenses	50300000																								
Capital Outlays	50600000																								
Operations	300000000				40,611,925.00				40,611,925.00	481,495.52				481,495.52	26,430,215.02					26,430,215.02	(40,611,925.00)	40,130,429.48	(25,948,719.50)		
MFO 1 - PPP Project Advisory, Management and Monitoring Services																									
Project Development and Advisory Assistance	301010000																								
Personnel Services	50100000																								
Maintenance & Other	50200000																								
Financial Expenses	50300000																								
Capital Outlays	50600000																								
Management Administration of the Project Development and Monitoring Facility	301020000																								
Personnel Services	50100000																								
Maintenance & Other	50200000				40,602,244.69				40,602,244.69	471,815.21				471,815.21	26,420,534.71					26,420,534.71	(40,602,244.69)	40,130,429.48	(25,948,719.50)		
Financial Expenses	50300000				9,680.31				9,680.31	9,680.31				9,680.31	9,680.31					9,680.31	(9,680.31)				
Capital Outlays	50600000																								
PPP Policy Formulation and Advocacy, and Project	301030000																								
Personnel Services	50100000																								
Maintenance & Other	50200000																								
Financial Expenses	50300000																								
Capital Outlays	50600000																								
Provision of capacity building, knowledge management services, legal services, and information systems and technology	301040000																								
Personnel Services	50100000																								
Maintenance & Other	50200000																								
Financial Expenses	50300000																								
Capital Outlays	50600000																								
Sub-total, Agency Specific Budget					40,611,925.00				40,611,925.00	481,495.52				481,495.52	26,430,215.02					26,430,215.02	(40,611,925.00)	40,130,429.48	(25,948,719.50)		
Personnel Services	50100000																								
Maintenance & Other	50200000				40,602,244.69				40,602,244.69	471,815.21				471,815.21	26,420,534.71					26,420,534.71	(40,602,244.69)	40,130,429.48	(25,948,719.50)		
Financial Expenses	50300000				9,680.31				9,680.31	9,680.31				9,680.31	9,680.31					9,680.31	(9,680.31)				
Capital Outlays	50600000																								
II. AUTOMATIC APPROPRIATIONS																									
Grant Proceeds - Asian Development	104152																								
Maintenance & Other	50200000																								
Sub-total, Automatic Appropriations																									
Personnel Services	50100000																								
Maintenance & Other	50200000																								
Financial Expenses	50300000																								
Capital Outlays	50600000																								
III. SPECIAL PURPOSE FUNDS																									
Miscellaneous Personnel Benefits Fund	101406																								
Personnel Services	50100000																								
Pension and Gratuity Fund / Retirement Benefits Fund	101407																								
Personnel Services	50100000																								
Sub-total, Special Purpose Fund																									
Personnel Services	50100000																								
Maintenance & Other	50200000																								
Financial Expenses	50300000																								
Capital Outlays	50600000																								
GRAND TOTAL					40,611,925.00				40,611,925.00	481,495.52				481,495.52	26,430,215.02					26,430,215.02	(40,611,925.00)	40,130,429.48	(25,948,719.50)		
Personnel Services	50100000																								
Maintenance & Other	50200000				40,602,244.69				40,602,244.69	471,815.21				471,815.21	26,420,534.71					26,420,534.71	(40,602,244.69)	40,130,429.48	(25,948,719.50)		
Financial Expenses	50300000				9,680.31				9,680.31	9,680.31				9,680.31	9,680.31					9,680.31	(9,680.31)				
Capital Outlays	50600000																								
Recapitulation by MFO:																									
MFO 1 - PPP Project Advisory, Management and Monitoring Services	301000000																								
OF WHICH:																									
Major Programs/Projects																									
KRA 3 - Sustainable Economic																									

<p>Certified Correct:  LEON S. TOLEDO Budget Officer Date:</p>	<p>Certified Correct:  CATALINA R. CARAAN Chief Administrative Officer, Finance Division Date:</p>	<p>Recommending Approval:  LELINA A. QUILATES Director, Administrative Service Date:</p>	<p>Approved By:  COLETTE V. CANILAO Undersecretary and Executive Director Date:</p>
--	--	---	---


SUMMARY OF APPROPRIATIONS, ALLOTMENTS, OBLIGATIONS, DISBURSEMENTS AND BALANCES BY OBJECT OF EXPENDITURES
As of the Quarter Ending March 31, 2015


FAR No. 1-A

Department: NATIONAL ECONOMIC AND DEVELOPMENT AUTHORITY
 Agency/Operating Unit: PUBLIC-PRIVATE PARTNERSHIP CENTER
 Organization Code (UACS): 24.005.00.00000
 Funding Source Code (as clustered): 04.104152 (Special Accounts-Foreign-Assisted/Grants Fund - ADB)

Current Year Appropriations
 Supplemental Appropriations
 Continuing Appropriations

Program/Activity/Project (PIA/P) Account Title	Account Code	Appropriations			Allotments		Current Year Obligations					Current Year Disbursements				Balances								
		Authorized Appropriations	Adjustments [Transfer (To)/From, Realignment]	Adjusted Appropriations	Allotments Received	Adjustments (Withdrawal/ Realignment)	Transfer To	Transfer From	Adjusted Total Allotments	1st Quarter ending March 31	2nd Quarter ending June 30	3rd Quarter ending Sept. 30	4th Quarter ending Dec. 31	Total	1st Quarter ending March 31	2nd Quarter ending June 30	3rd Quarter ending Sept. 30	4th Quarter ending Dec. 31	Total	Unreleased Appropriations	Unobligated Allotment	Unpaid Obligations [15-20]-(23+24)		
1	2	3	4	5=(3+4)	6	7	8	9	10=[(6+(-)7)+8+9]	11	12	13	14	15=(11+12+13+14)	16	17	18	19	20=(16+17+18+19)	21=(5-10)	22=(10-15)	23	24	
SUMMARY																								
A. AGENCY SPECIFIC BUDGET																								
Personnel Services	50100000 00																							
Maintenance & Other Operating Expenses	50200000 00																							
Financial Expenses	50300000 00																							
Capital Outlays	50600000 00																							
B. AUTOMATIC APPROPRIATIONS					40,611,925.00				40,611,925.00	481,495.52				481,495.52	26,430,215.02				26,430,215.02	(9,680.31)		(25,948,719.50)		
Multilateral/Bilateral Assistance																								
Asian Development Bank	104152				40,611,925.00				40,611,925.00	481,495.52				481,495.52	26,430,215.02				26,430,215.02	(9,680.31)		(25,948,719.50)		
Maintenance & Other Operating Expenses	50200000 00				40,602,244.69				40,602,244.69	471,815.21				471,815.21	26,420,534.71				26,420,534.71			(25,948,719.50)		
Consultancy Services	50211030 00				40,602,244.69				40,602,244.69	471,815.21				471,815.21	26,420,534.71				26,420,534.71			(25,948,719.50)		
Financial Expenses	50300000 00				9,680.31				9,680.31	9,680.31				9,680.31	9,680.31				9,680.31	(9,680.31)				
Financial Expenses	50301000 00																							
Bank Charges	50301040 00				9,680.31				9,680.31	9,680.31				9,680.31	9,680.31				9,680.31	(9,680.31)				
C. SPECIAL PURPOSE FUNDS																								
GRAND TOTAL					40,611,925.00				40,611,925.00	481,495.52				481,495.52	26,430,215.02				26,430,215.02	(9,680.31)		(25,948,719.50)		

Certified Correct:

 ARSEN S. TOLEDO
 Budget Officer
 Date:

Certified Correct:

 CATALINA R. CARAAN
 Chief Administrative Officer, Finance Division
 Date:

Recommending Approval:

 LELINA A. QUILATES
 Director, Administrative Service
 Date:

Approved By:

 COSETTE V. CANILAO
 Undersecretary and Executive Director
 Date:

LIST OF ALLOTMENTS AND SUB-ALLOTMENTS

As of the Quarter Ending March 31, 2015

Department: National Economic and Development Authority (NEDA)

Authorization: Current Year Appropriations

Agency: Public-Private Partnership Center of the Philippines

Operating Unit: N/A

Organization Code (UACS): 24005000000

Fund Cluster: 04 - Special Account - Foreign Assisted/Grant

No.	Allotments / Sub-Allotments		Funding Source		Allotments				Sub-Allotment to Regions/Operating Units				Total Allotments / Net of Sub-allotments			
	Number	Date	Description	UACS Code	PS	MOOE	CO	Total	PS	MOOE	CO	Total	PS	MOOE	CO	Total
1	2	3	4	5	6	7	8	9=(6+7+8)	10	11	12	13=(10+11+12)	14	15	16	17=(14+15+16)
	A. Allotments Received From DBM															
1	BMB-C-15-0000474	2015-01-29	Asian Development Bank	04104152		10,901,142.00		10,901,142.00						10,901,142.00		10,901,142.00
2	BMB-C-15-0001358	2015-02-17	Asian Development Bank	04104152		14,245,379.00		14,245,379.00						14,245,379.00		14,245,379.00
3	BMB-C-15-0003287	2015-03-19	Asian Development Bank	04104152		15,465,404.00		15,465,404.00						15,465,404.00		15,465,404.00
	Sub-total					40,611,925.00		40,611,925.00						40,611,925.00		40,611,925.00
	B. Sub-allotments received from Central Office/Regional Office															
	Total Allotments					40,611,925.00		40,611,925.00						40,611,925.00		40,611,925.00
	Summary by Funding Source Code:															
			Asian Development Bank	04104152		40,611,925.00		40,611,925.00						40,611,925.00		40,611,925.00

Certified Correct:



Toledo, aileen
Budget Officer

Date: 25/May/2015