

QUARTERLY PHYSICAL REPORT OF OPERATION
As of 31 December 2014

Department : National Economic and Development Authority
Agency : Public-Private Partnership Center
Operating Unit :
Organization Code (UACS) : 24-005-00-00000

	Current Year Appropriations
	Supplemental Appropriations
	Continuing Appropriations
	Off-Budget Account

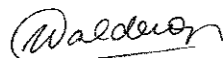
Particulars	UACS CODE	Physical Targets					Physical Accomplishments					Variance as of 31 Dec-14	Remarks***
		1st Quarter	2nd Quarter	3rd Quarter	4th Quarter	TOTAL*	1st Quarter	2nd Quarter	3rd Quarter	4th Quarter	TOTAL**		
1	2	3	4	5	6	7=(3+4+5+6)	8	9	10	11	12=(8+9+10+11)	13	14
MFO: PUBLIC-PRIVATE PARTNERSHIP (PPP) PROJECT ADVISORY, MANAGEMENT, AND MONITORING SERVICES	301000000												
Quantity Indicators													
1. No. PDMF Committee-approved projects with consulting contracts		3	3	3	3	12	3	3	4	3	13	1	For 2014, 13 projects with signed consulting contracts were achieved: 1. Batangas-Manila (BatMan) 1 Natural Gas Pipeline Project 2. Manila Bay-Pasig River-Laguna Lake (MAPALLA) Ferry System Project 3. C5 Transport Service Development Project 4. Clark International Airport 5. Laguna Lakeshore Expressway-Dike Project 6. Mactan-Cebu International Airport New Passenger Terminal Building Project 7. Automatic Fare Collection System 8. North South Railway Project: South Line 9. Regional Prison Facilities through PPP 10. Makati-Pasay-Taguig Mass Transit System Loop 11. NAJA Development Project 12. Plaridel Bypass Toll Road Project 13. Road Transport IT Infrastructure Project (Phase II)
2. % of PDMF-supported projects with expected reimbursements collected		80%	80%	80%	80%	80%	100%	100%	n/a	n/a	100%	20%	For 2014, 100% or 4 PDMF-supported projects with expected reimbursements were collected which includes the following: 1. PPP for School Infrastructure Project (Phase II) 2. MCIA New Passenger Terminal Building Project 3. Modernization of the Philippine Orthopedic Center 4. Automatic Fare Collection System * For the 4th Quarter, there is no project with expected reimbursements to be collected due to adjustment of project timelines.

3. % of Capacity Building Program milestone activities achieved as targeted per year	25%	20%	20%	10%	75%	29%	14%	29%	29%	100%	25%	<p>For 2014, Capacity Building milestone activities were achieved for the following components:</p> <ol style="list-style-type: none"> 1. Training Programs for government instrumentalities 2. Training Program for Implementing Agencies and PPP Center 3. Partnership for Capacity Development (Twinning Partnership with New South Wales Government and JICA Technical Cooperation) 4. Development of Capacity Building Materials 5. PDMF for LGUs concept note as approved by PPP GB 6. Partnership with Select Local Capacity Building Institution (LCBI) Program 7. LGU Staff Internship Program for Select Projects
4. % of KM Roadmap milestone activities achieved as targeted per year	22%	25%	22%	6%	75%	31%	27%	37%	-	95%	20%	<p>For 2014, 19 KM Roadmap milestone activities achieved covering the following areas:</p> <ul style="list-style-type: none"> - Marketing and promotions activities - Communications and Media relations - Formulation of the Information System Strategic Plan - Implementation of the ICT Plan - Formulation of KM strategies - Development of the Virtual Data Room (VDR) and the VDR policies - Information Technology and Network Layout Design
Quality Indicators												
1. % of PPP-vetted projects (technical component) approved by ICC-Cabinet Committee (CamCom) for endorsement to NEDA Board	80%	80%	80%	80%	80%	100%	83%	67%	50%	85%	5%	<p>For 2014, 12 PPP projects were approved by ICC-Cabinet Committee for endorsement to NEDA Board which includes:</p> <ol style="list-style-type: none"> 1. New Centennial Water Source-Kaiwa Dam Project 2. LRT Line 2 Operation & Maintenance Project 3. Laguna Lakeshore Expressway-Dike Project 4. Puerto Princesa Airport Operations, Maintenance and Development Project 5. Iloilo Airport Operations, Maintenance and Development Project 6. Davao Airport Operations, Maintenance and Development Project 7. Bacolod Airport Operations, Maintenance and Development Project 8. Regional Prisons Facilities through PPP Project 9. Motor Vehicle Inspection System Project 10. Davao Sasa Port Modernization Project 11. Cavite-Laguna Expressway Project 12. NLEX-SLEX Connector Road Project 13. Tanauan Public Market Redevelopment Project


2. % of proposed PPP policy instruments approved by appropriate body	50%	50%	50%	50%	50%	0%	25%	75%	25% <i>(1 additional/above target policy instrument)</i>	63%	13%	<p>For 2014, 5 proposed PPP policy instruments were approved by appropriate bodies:</p> <ol style="list-style-type: none"> 1. Guidelines and Procedures for the Appraisal of Public-Private Partnership (PPP) Projects 2. Policy Circular on Identification, Selection, and Prioritization of PPP projects 3. Policy Circular on Viability Gap Funding 4. Policy Circular on PPP Best Practices 5. Policy Circular on Appointment of Probity Adviser for PPP Projects
Timeliness												
Indicators												
1. Proposed PPP policy instruments**** submitted to appropriate bodies within set deadlines	70%	70%	70%	70%	70%	100%	86%	80%	100%	85%	15%	<p>For 2014, 11 policy instruments/advocacies were submitted to appropriate bodies within set deadlines which includes the following:</p> <ol style="list-style-type: none"> 1. Proposed Amendments to the BOT Law (RA 7718) 2. Comments on the PPP Code of General Santos City 3. Inputs for the proposed IRR on EO 78 4. Inputs for the Investment Priorities Plan 2014 5. PPP Center Position Paper on House Bill Nos. 2022, 2906, and 3951 6. PPP Center Position Paper on Senate Bill No. 459 7. PPP Center comments on Senate Bill on Swiss Challenge (SBN 1653) 8. Proposed Amendment to DILG MC No. 2011-16 (Converting the PPP Sub-Committee into a Special Committee of the LDC & Adopting a PPP Code for LGU) 9. Position paper for the proposed Documentary Requirements for Joint Venture Proposals 10. Inputs on the Guidebook on PPP Frameworks in the APEC Region 11. Inputs/Comments on the General Policies and Specific Guidelines of the IPP 2014
2. Report on PPP plans and targets published on the PPP website	Every 2 weeks	Every 2 weeks	Every 2 weeks	Every 2 weeks	Every 2 weeks	167%	150%	133%	183%	158%	58%	<p>PPP plans and targets have been updated regularly or at least 3 times a month. Breakdown of quarterly updates is as follows:</p> <ul style="list-style-type: none"> • 1st Quarter - 10 times • 2nd Quarter - 9 times • 3rd Quarter - 8 times • 4th Quarter - 11 times

* Total (targets) refers to the numerical total or average of the quarterly targets for FY 2014
 ** Total (accomplishments) refers to the numerical summation or average of the reported quarterly accomplishments
 *** Bold texts/items reflect the 4th Quarter accomplishments
 **** For this indicator, policy instruments include outputs on policy advocacies


Prepared by:


WALLY DON G. CALDERON
 Planning Officer V
 Date:

In coordination with:


CATALINA R. CARAAN
 Chief Administrative Officer
 Date:

Approved by:


COSETTE V. CANILAO
 Undersecretary and Executive Director
 Date:

STATEMENT OF APPROPRIATIONS, ALLOTMENTS, OBLIGATIONS, DISBURSEMENTS AND BALANCES
As of the Quarter Ending December 31, 2014

Department: NATIONAL ECONOMIC AND DEVELOPMENT AUTHORITY
Agency/Operating Unit : PUBLIC-PRIVATE PARTNERSHIP CENTER
Organization Code (UACS): 24 005 00 00000
Funding Source Code (as clustered) : General Fund

Particulars	UACS CODE	Appropriations			Allotments			Current Year Obligations					Current Year Disbursements					Balances																										
		Authorized Appropriation	Adjustments (Transfer To/From, Realignment)	Adjusted Appropriations	Allotments Received	Adjustments (Withdrawal/ Realignment)	Transfer To	Transfer From	Adjusted Total Allotments	1st Quarter ending March 31	2nd Quarter ending June 30	3rd Quarter ending Sept. 30	4th Quarter ending Dec. 31	Total	1st Quarter ending March 31	2nd Quarter ending June 30	3rd Quarter ending Sept. 30	4th Quarter ending Dec. 31	Total	Unreleased Appropriation	Unobligated Allotment	Unpaid Obligations (15-20 = (23+24))																						
1	2	3	4	5=(4+4)	6	7	8	9	10 = [(6+(-7) - 8+9)	11	12	13	14	15= (11+12+13+14)	16	17	18	19	20= (16+17+18+19)	21= (5-10)	22= (10-15)	23	24																					
I. CURRENT YEAR BUDGET/APPROPRIATIONS																																												
A. AGENCY SPECIFIC BUDGET																																												
Personnel Services	50100000	36,818,000.00	1,858,750.00	38,676,750.00	36,818,000.00	1,858,750.00	-	-	38,535,750.00	18,381,862.31	22,068,121.86	18,884,726.05	21,367,176.02	78,691,986.24	17,520,411.24	22,645,083.82	18,275,726.04	10,227,187.83	68,669,010.73	-	5,656,013.76	11,232,875.51	-																					
Maintenance & Other Operating Expenses	50200000	48,740,000.00	(1,858,750.00)	46,881,250.00	48,740,000.00	(1,858,750.00)	-	-	46,881,250.00	4,524,646.30	10,160,981.58	6,770,377.57	20,241,234.02	41,697,242.47	4,294,208.41	10,170,799.85	8,960,200.18	9,101,245.83	30,526,454.28	-	5,184,007.53	11,170,788.19	-																					
Financial Expenses	50300000	-	-	-	-	-	-	-	-	5,500.00	-	-	(5,500.00)	-	-	5,500.00	-	(5,500.00)	-	-	-	-	-																					
Capital Outlays	50600000	-	-	-	-	-	-	-	-	-	-	-	-	-	-	-	-	-	-	-	-	-	-																					
B. SPECIAL PURPOSE FUNDS																																												
Personnel Benefits Fund																																												
Personnel Services	50100000	-	-	-	44,832,345.00	-	-	-	44,832,345.00	3,755,024.88	1,542,008.37	756,993.38	37,759,369.88	43,813,396.51	2,843,014.78	1,984,324.99	1,060,182.17	37,872,213.43	43,569,735.37	-	1,018,948.49	243,681.14	-																					
Fund / Retirement Benefits Fund	501407	-	-	-	-	-	-	-	-	-	-	-	13,334,125.07	13,334,125.07	-	-	-	13,090,453.63	13,090,453.63	-	902,379.83	243,661.14	-																					
Personnel Services	50100000	-	-	-	6,826,956.00	-	-	-	6,826,956.00	3,755,024.88	1,542,008.37	756,993.36	658,300.81	6,710,387.44	2,843,014.78	1,094,324.99	1,050,182.17	812,885.50	6,710,387.44	-	116,568.56	-	-																					
Contingent Fund	-	-	-	-	-	-	-	-	-	-	-	-	-	-	-	-	-	-	-	-	-	-	-																					
Other Operating Expenses	50200000	-	-	-	23,768,884.00	-	-	-	23,768,884.00	-	-	-	23,768,884.00	23,768,884.00	-	-	-	23,768,884.00	23,768,884.00	-	-	-	-																					
Others (please specify)																																												
C. AUTOMATIC APPROPRIATIONS																																												
Retirement and Life Insurance Premium																																												
Personnel Services	50100000	3,405,000.00	1,415,867.80	4,820,867.80	3,405,000.00	1,415,867.80	-	-	4,820,867.80	1,403,647.96	1,091,542.41	1,158,220.29	820,083.16	4,474,493.82	1,403,647.96	1,091,542.41	1,158,220.29	820,083.16	4,474,493.82	-	346,373.18	-	-																					
Customs Duties and Taxes	-	-	-	-	-	-	-	-	-	-	-	-	-	-	-	-	-	-	-	-	-	-	-																					
Other Operating Expenses	50200000	-	-	-	-	-	-	-	-	-	-	-	-	-	-	-	-	-	-	-	-	-	-																					
Others (please specify)																																												
TOTAL CURRENT YEAR BUDGET/APPROPRIATIONS																																												
GRAND TOTAL		88,963,000.00	46,248,212.00	135,211,212.00	133,795,345.00	1,415,867.80	-	-	135,211,212.00	23,540,635.15	24,701,672.64	20,800,839.72	59,946,629.06	128,189,876.57	21,767,073.98	25,731,551.02	20,495,130.50	48,719,484.42	116,713,239.82	-	7,021,335.43	11,476,636.65	-																					
II. PRIOR YEAR'S BUDGET/ CONTINUING APPROPRIATIONS																																												
D. UNRELEASED APPROPRIATION BUDGET																																												
Personnel Services	50100000	-	-	-	-	-	-	-	-	-	-	-	-	-	-	-	-	-	-	-	-	-	-																					
Maintenance & Other Operating Expenses	50200000	-	-	-	-	-	-	-	-	-	-	-	-	-	-	-	-	-	-	-	-	-	-																					
Financial Expenses	50300000	-	-	-	-	-	-	-	-	-	-	-	-	-	-	-	-	-	-	-	-	-	-																					
Capital Outlays	50600000	-	-	-	-	-	-	-	-	-	-	-	-	-	-	-	-	-	-	-	-	-	-																					
E. SPECIAL PURPOSE FUNDS																																												
F. UNOBLIGATED ALLOTMENT																																												
Personnel Services (under CFAG)	50100000	-	-	-	-	-	-	-	-	-	-	-	-	-	-	-	-	-	-	-	-	-	-																					
Maintenance & Other Operating Expenses	50200000	-	-	-	-	-	-	-	-	-	-	-	-	-	-	-	-	-	-	-	-	-	-																					
Capital Outlays	50600000	-	-	-	-	-	-	-	-	-	-	-	-	-	-	-	-	-	-	-	-	-	-																					
BUDGET/ CONT. APPROPRIATIONS																																												
GRAND TOTAL		88,963,000.00	46,248,212.00	135,211,212.00	133,795,345.00	1,415,867.80	-	-	135,211,212.00	23,540,635.15	24,701,672.64	20,800,839.72	59,946,629.06	128,189,876.57	21,767,073.98	25,731,551.02	20,495,130.50	48,719,484.42	116,713,239.82	-	7,021,335.43	11,476,636.65	-																					

Certified Correct:

Catalina R. Caraan
Catalina R. CARAAN
Chief Administrative Officer, Finance Division
Date: January 21, 2015

Recommending Approval:

Lelina A. Quilates
LELINA A. QUILATES
Director, Administrative Service

Approved By:

Jose Tev. Canlao
JOSE TEV. CANLAO
Undersecretary and Executive Director