

STATEMENT OF APPROPRIATIONS, ALLOTMENTS, OBLIGATIONS, DISBURSEMENTS AND BALANCES

As of the Quarter Ending December 31, 2014

Department: NATIONAL ECONOMIC AND DEVELOPMENT AUTHORITY  
 Agency/Operating Unit : PUBLIC-PRIVATE PARTNERSHIP CENTER  
 Organization Code (UACS): 24 005 00 00000  
 Funding Source Code (as clustered) : General Fund

| Particulars   | UACS CODE | Appropriations           |   |                         | Allotments          |                                       |             |               |                           | Current Year Obligations    |                            |                             |                            |                   | Current Year Disbursements  |                            |                             |                            |                   | Balances                 |                       |                                      |               |               |                |                |              |   |   |                |               |               |               |               |                |               |               |               |               |                |   |              |               |  |
|---|-----------|--------------------------|---|-------------------------|---------------------|---------------------------------------|-------------|---------------|---------------------------|-----------------------------|----------------------------|-----------------------------|----------------------------|-------------------|-----------------------------|----------------------------|-----------------------------|----------------------------|-------------------|--------------------------|-----------------------|--------------------------------------|---------------|---------------|----------------|----------------|--------------|---|---|----------------|---------------|---------------|---------------|---------------|----------------|---------------|---------------|---------------|---------------|----------------|---|--------------|---------------|--|
|   |           | Authorized Appropriation | Adjustments (Transfer To/From, Realignment) | Adjusted Appropriations | Allotments Received | Adjustments (Withdrawal/ Realignment) | Transfer To | Transfer From | Adjusted Total Allotments | 1st Quarter ending March 31 | 2nd Quarter ending June 30 | 3rd Quarter ending Sept. 30 | 4th Quarter ending Dec. 31 | Total             | 1st Quarter ending March 31 | 2nd Quarter ending June 30 | 3rd Quarter ending Sept. 30 | 4th Quarter ending Dec. 31 | Total             | Unreleased Appropriation | Unobligated Allotment | Unpaid Obligations (15-20 = (23+24)) |               |               |                |                |              |   |   |                |               |               |               |               |                |               |               |               |               |                |   |              |               |  |
| 1   | 2         | 3                        | 4   | 5=(4+4)                 | 6                   | 7                                     | 8           | 9             | 10 = [(8+(-)7) - 8+9]     | 11                          | 12                         | 13                          | 14                         | 15= (11+12+13+14) | 16                          | 17                         | 18                          | 19                         | 20= (16+17+18+19) | 21= (5-10)               | 22= (10-15)           | 23                                   | 24            |               |                |                |              |   |   |                |               |               |               |               |                |               |               |               |               |                |   |              |               |  |
| <b>I. CURRENT YEAR BUDGET/APPROPRIATIONS</b>              |           |                          |   |                         |                     |                                       |             |               |                           |                             |                            |                             |                            |                   |                             |                            |                             |                            |                   |                          |                       |                                      |               |               |                |                |              |   |   |                |               |               |               |               |                |               |               |               |               |                |   |              |               |  |
| <b>A. AGENCY SPECIFIC BUDGET</b>                          |           |                          |   |                         |                     |                                       |             |               |                           |                             |                            |                             |                            |                   |                             |                            |                             |                            |                   |                          |                       |                                      |               |               |                |                |              |   |   |                |               |               |               |               |                |               |               |               |               |                |   |              |               |  |
| Personnel Services  | 50100000  | 85,558,000.00            | -   | 85,558,000.00           | 85,558,000.00       | -                                     | -           | -             | 85,558,000.00             | 18,381,962.31               | 22,068,121.86              | 18,084,728.05               | 21,367,176.82              | 79,901,968.24     | 17,520,411.24               | 22,645,663.62              | 18,275,728.04               | 10,227,187.83              | 68,669,010.73     | -                        | 5,656,013.76          | 11,232,975.51                        |               |               |                |                |              |   |   |                |               |               |               |               |                |               |               |               |               |                |   |              |               |  |
| Maintenance & Other Operating Expenses                    | 50200000  | 36,818,000.00            | 1,858,790.00                                | 36,670,750.00           | 36,670,750.00       | 1,858,750.00                          | -           | -             | 38,076,750.00             | 13,851,813.01               | 11,507,140.28              | 11,514,348.48               | 1,131,442.00               | 38,204,743.77     | 13,220,702.83               | 12,474,883.79              | 11,315,627.86               | 1,131,442.00               | 38,142,556.45     | -                        | 472,006.23            | 82,187.32                            |               |               |                |                |              |   |   |                |               |               |               |               |                |               |               |               |               |                |   |              |               |  |
| Financial Expenses  | 50300000  | 48,740,000.00            | (1,858,790.00)                              | 46,881,250.00           | 48,740,000.00       | (1,858,750.00)                        | -           | -             | 46,881,250.00             | 4,624,840.30                | 10,160,981.58              | 6,770,377.57                | 20,241,234.02              | 41,697,242.47     | 4,294,308.41                | 10,170,709.88              | 6,950,200.18                | 6,101,245.83               | 30,529,454.28     | -                        | 5,184,007.53          | 11,170,788.19                        |               |               |                |                |              |   |   |                |               |               |               |               |                |               |               |               |               |                |   |              |               |  |
| Capital Outlays   | 50600000  | -                        | -   | -                       | -                   | -                                     | -           | -             | -                         | 5,500.00                    | -                          | -                           | (5,500.00)                 | -                 | 5,500.00                    | -                          | (5,500.00)                  | -                          | -                 | -                        | -                     | -                                    |               |               |                |                |              |   |   |                |               |               |               |               |                |               |               |               |               |                |   |              |               |  |
| <b>B. SPECIAL PURPOSE FUNDS</b>                           |           |                          |   |                         |                     |                                       |             |               |                           |                             |                            |                             |                            |                   |                             |                            |                             |                            |                   |                          |                       |                                      |               |               |                |                |              |   |   |                |               |               |               |               |                |               |               |               |               |                |   |              |               |  |
| Personnel Benefits Fund                                   | 101406    | -                        | -   | -                       | -                   | -                                     | -           | -             | -                         | -                           | -                          | -                           | -                          | -                 | -                           | -                          | -                           | -                          | -                 | -                        | -                     | -                                    |               |               |                |                |              |   |   |                |               |               |               |               |                |               |               |               |               |                |   |              |               |  |
| Personnel Services Fund / Retirement Benefits Fund        | 50100000  | 44,832,345.00            | -   | 44,832,345.00           | 44,832,345.00       | -                                     | -           | -             | 44,832,345.00             | 3,755,024.88                | 1,542,008.37               | 756,893.38                  | 37,759,369.88              | 43,813,396.51     | 2,843,014.78                | 1,894,324.99               | 1,060,182.17                | 37,672,213.43              | 43,569,735.37     | -                        | 1,018,948.49          | 243,661.24                           |               |               |                |                |              |   |   |                |               |               |               |               |                |               |               |               |               |                |   |              |               |  |
| Personnel Services Fund / Retirement Benefits Fund        | 101407    | -                        | -   | -                       | -                   | -                                     | -           | -             | -                         | -                           | -                          | -                           | -                          | -                 | -                           | -                          | -                           | -                          | -                 | -                        | -                     | -                                    |               |               |                |                |              |   |   |                |               |               |               |               |                |               |               |               |               |                |   |              |               |  |
| Personnel Services Contingent Fund                        | 50100000  | 14,236,505.00            | -   | 14,236,505.00           | 14,236,505.00       | -                                     | -           | -             | 14,236,505.00             | 14,236,505.00               | -                          | -                           | -                          | 13,334,125.07     | 13,334,125.07               | -                          | -                           | 13,090,493.63              | 13,090,493.63     | -                        | 902,379.93            | 243,661.14                           |               |               |                |                |              |   |   |                |               |               |               |               |                |               |               |               |               |                |   |              |               |  |
| Other Operating Expenses                                  | 50200000  | 8,820,956.00             | -   | 8,820,956.00            | 8,820,956.00        | -                                     | -           | -             | 8,820,956.00              | 3,755,024.88                | 1,542,008.37               | 756,893.38                  | 856,390.81                 | 6,710,387.44      | 2,843,014.78                | 1,904,324.99               | 1,050,182.17                | 812,865.50                 | 6,710,387.44      | -                        | 116,568.56            | -                                    |               |               |                |                |              |   |   |                |               |               |               |               |                |               |               |               |               |                |   |              |               |  |
| Others (please specify)                                   |           | 23,768,884.00            | -   | 23,768,884.00           | 23,768,884.00       | -                                     | -           | -             | 23,768,884.00             | -                           | -                          | -                           | 23,768,884.00              | 23,768,884.00     | -                           | -                          | -                           | 23,768,884.00              | 23,768,884.00     | -                        | -                     | -                                    |               |               |                |                |              |   |   |                |               |               |               |               |                |               |               |               |               |                |   |              |               |  |
| <b>C. AUTOMATIC APPROPRIATIONS</b>                        |           |                          |   |                         |                     |                                       |             |               |                           |                             |                            |                             |                            |                   |                             |                            |                             |                            |                   |                          |                       |                                      |               |               |                |                |              |   |   |                |               |               |               |               |                |               |               |               |               |                |   |              |               |  |
| Retirement and Life Insurance Premium                     | 104102    | 3,405,000.00             | 1,415,867.00                                | 4,820,867.00            | 3,405,000.00        | 1,415,867.00                          | -           | -             | 4,820,867.00              | 1,403,647.96                | 1,091,542.41               | 1,159,220.29                | 820,083.16                 | 4,474,493.82      | 1,403,647.96                | 1,091,542.41               | 1,159,220.29                | 820,083.16                 | 4,474,493.82      | -                        | 346,373.18            | -                                    |               |               |                |                |              |   |   |                |               |               |               |               |                |               |               |               |               |                |   |              |               |  |
| Personnel Services  | 50100000  | 3,405,000.00             | 1,415,867.00                                | 4,820,867.00            | 3,405,000.00        | 1,415,867.00                          | -           | -             | 4,820,867.00              | 1,403,647.96                | 1,091,542.41               | 1,159,220.29                | 820,083.16                 | 4,474,493.82      | 1,403,647.96                | 1,091,542.41               | 1,159,220.29                | 820,083.16                 | 4,474,493.82      | -                        | 346,373.18            | -                                    |               |               |                |                |              |   |   |                |               |               |               |               |                |               |               |               |               |                |   |              |               |  |
| Customs Duties and Taxes                                  |           | -                        | -   | -                       | -                   | -                                     | -           | -             | -                         | -                           | -                          | -                           | -                          | -                 | -                           | -                          | -                           | -                          | -                 | -                        | -                     | -                                    |               |               |                |                |              |   |   |                |               |               |               |               |                |               |               |               |               |                |   |              |               |  |
| Other Operating Expenses                                  | 50200000  | -                        | -   | -                       | -                   | -                                     | -           | -             | -                         | -                           | -                          | -                           | -                          | -                 | -                           | -                          | -                           | -                          | -                 | -                        | -                     | -                                    |               |               |                |                |              |   |   |                |               |               |               |               |                |               |               |               |               |                |   |              |               |  |
| Others (please specify)                                   |           | -                        | -   | -                       | -                   | -                                     | -           | -             | -                         | -                           | -                          | -                           | -                          | -                 | -                           | -                          | -                           | -                          | -                 | -                        | -                     | -                                    |               |               |                |                |              |   |   |                |               |               |               |               |                |               |               |               |               |                |   |              |               |  |
| <b>TOTAL CURRENT YEAR BUDGET / APPROPRIATIONS</b>         |           |                          |   |                         |                     |                                       |             |               |                           |                             |                            |                             |                            |                   |                             |                            |                             |                            |                   |                          |                       |                                      | 88,963,000.00 | 46,248,212.00 | 135,211,212.00 | 133,795,345.00 | 1,415,867.00 | - | - | 135,211,212.00 | 23,540,635.15 | 24,701,672.64 | 20,800,930.72 | 50,946,629.06 | 128,189,876.57 | 21,767,073.98 | 25,731,551.02 | 20,495,130.58 | 48,719,484.42 | 116,713,239.92 | - | 7,021,335.43 | 11,476,636.65 |  |
| <b>II. PRIOR YEAR'S BUDGET/ CONTINUING APPROPRIATIONS</b> |           |                          |   |                         |                     |                                       |             |               |                           |                             |                            |                             |                            |                   |                             |                            |                             |                            |                   |                          |                       |                                      |               |               |                |                |              |   |   |                |               |               |               |               |                |               |               |               |               |                |   |              |               |  |
| <b>D. UNRELEASED APPROPRIATION BUDGET</b>                 |           |                          |   |                         |                     |                                       |             |               |                           |                             |                            |                             |                            |                   |                             |                            |                             |                            |                   |                          |                       |                                      |               |               |                |                |              |   |   |                |               |               |               |               |                |               |               |               |               |                |   |              |               |  |
| Personnel Services  | 50100000  | -                        | -   | -                       | -                   | -                                     | -           | -             | -                         | -                           | -                          | -                           | -                          | -                 | -                           | -                          | -                           | -                          | -                 | -                        | -                     | -                                    |               |               |                |                |              |   |   |                |               |               |               |               |                |               |               |               |               |                |   |              |               |  |
| Maintenance & Other Operating Expenses                    | 50200000  | -                        | -   | -                       | -                   | -                                     | -           | -             | -                         | -                           | -                          | -                           | -                          | -                 | -                           | -                          | -                           | -                          | -                 | -                        | -                     | -                                    |               |               |                |                |              |   |   |                |               |               |               |               |                |               |               |               |               |                |   |              |               |  |
| Financial Expenses  | 50300000  | -                        | -   | -                       | -                   | -                                     | -           | -             | -                         | -                           | -                          | -                           | -                          | -                 | -                           | -                          | -                           | -                          | -                 | -                        | -                     | -                                    |               |               |                |                |              |   |   |                |               |               |               |               |                |               |               |               |               |                |   |              |               |  |
| Capital Outlays   | 50600000  | -                        | -   | -                       | -                   | -                                     | -           | -             | -                         | -                           | -                          | -                           | -                          | -                 | -                           | -                          | -                           | -                          | -                 | -                        | -                     | -                                    |               |               |                |                |              |   |   |                |               |               |               |               |                |               |               |               |               |                |   |              |               |  |
| <b>E. SPECIAL PURPOSE FUNDS</b>                           |           |                          |   |                         |                     |                                       |             |               |                           |                             |                            |                             |                            |                   |                             |                            |                             |                            |                   |                          |                       |                                      |               |               |                |                |              |   |   |                |               |               |               |               |                |               |               |               |               |                |   |              |               |  |
| <b>F. UNOBLIGATED ALLOTMENT</b>                           |           |                          |   |                         |                     |                                       |             |               |                           |                             |                            |                             |                            |                   |                             |                            |                             |                            |                   |                          |                       |                                      |               |               |                |                |              |   |   |                |               |               |               |               |                |               |               |               |               |                |   |              |               |  |
| Personnel Services (under CFAG)                           | 50100000  | -                        | -   | -                       | -                   | -                                     | -           | -             | -                         | -                           | -                          | -                           | -                          | -                 | -                           | -                          | -                           | -                          | -                 | -                        | -                     | -                                    |               |               |                |                |              |   |   |                |               |               |               |               |                |               |               |               |               |                |   |              |               |  |
| Maintenance & Other Operating Expenses                    | 50200000  | -                        | -   | -                       | -                   | -                                     | -           | -             | -                         | -                           | -                          | -                           | -                          | -                 | -                           | -                          | -                           | -                          | -                 | -                        | -                     | -                                    |               |               |                |                |              |   |   |                |               |               |               |               |                |               |               |               |               |                |   |              |               |  |
| Capital Outlays   | 50600000  | -                        | -   | -                       | -                   | -                                     | -           | -             | -                         | -                           | -                          | -                           | -                          | -                 | -                           | -                          | -                           | -                          | -                 | -                        | -                     | -                                    |               |               |                |                |              |   |   |                |               |               |               |               |                |               |               |               |               |                |   |              |               |  |
| <b>BUDGET/ CONT. APPROPRIATIONS</b>                       |           |                          |   |                         |                     |                                       |             |               |                           |                             |                            |                             |                            |                   |                             |                            |                             |                            |                   |                          |                       |                                      |               |               |                |                |              |   |   |                |               |               |               |               |                |               |               |               |               |                |   |              |               |  |
| <b>GRAND TOTAL</b>  |           |                          |   |                         |                     |                                       |             |               |                           |                             |                            |                             |                            |                   |                             |                            |                             |                            |                   |                          |                       |                                      | 88,963,000.00 | 46,248,212.00 | 135,211,212.00 | 133,795,345.00 | 1,415,867.00 | - | - | 135,211,212.00 | 23,540,635.15 | 24,701,672.64 | 20,800,930.72 | 50,946,629.06 | 128,189,876.57 | 21,767,073.98 | 25,731,551.02 | 20,495,130.58 | 48,719,484.42 | 116,713,239.92 | - | 7,021,335.43 | 11,476,636.65 |  |

Certified Correct:

*Catalina R. Caraan*  
 CATALINA R. CARAAN  
 Chief Administrative Officer, Finance Division  
 Date: January 21, 2015

Recommending Approval:

*Leлина A. Quilates*  
 LELINA A. QUILATES  
 Director, Administrative Service

Approved By:

*Cosette M. Canlao*  
 COSETTE M. CANLAO  
 Undersecretary and Executive Director





**SUMMARY OF APPROPRIATIONS, ALLOTMENTS, OBLIGATIONS, DISBURSEMENTS AND BALANCES BY OBJECT OF EXPENDITURES**  
As of the Quarter Ending December 31, 2014

Department: NATIONAL ECONOMIC AND DEVELOPMENT AUTHORITY  
Agency/Operating Units: PUBLIC-PRIVATE PARTNERSHIP CENTER  
Organization Code (UACS): 24 005 00 00000  
Funding Source Code (as clustered): 01101101

Current Year Appropriations  
 Supplemental Appropriations  
 Continuing Appropriations

| Program/Activity/Project (P/A/P)<br>Account Title | Account Code | Appropriations            |                                    |                         | Allotments            |                                       |             | Current Year Obligations |                           |                             |                            |                             | Current Year Disbursements |                       |                             |                            |                             | Balances                   |                       |                           |                       |                                    |                            |
|---|--------------|---------------------------|------------------------------------|-------------------------|-----------------------|---------------------------------------|-------------|--------------------------|---------------------------|-----------------------------|----------------------------|-----------------------------|----------------------------|-----------------------|-----------------------------|----------------------------|-----------------------------|----------------------------|-----------------------|---------------------------|-----------------------|------------------------------------|----------------------------|
|   |              | Authorized Appropriations | Adjustments (To)/From, Realignment | Adjusted Appropriations | Allotments Received   | Adjustments (Withdrawal/ Realignment) | Transfer To | Transfer From            | Adjusted Total Allotments | 1st Quarter ending March 31 | 2nd Quarter ending June 30 | 3rd Quarter ending Sept. 30 | 4th Quarter ending Dec. 31 | Total                 | 1st Quarter ending March 31 | 2nd Quarter ending June 30 | 3rd Quarter ending Sept. 30 | 4th Quarter ending Dec. 31 | Total                 | Unreleased Appropriations | Unobligated Allotment | Unpaid Obligations (15-20)=(23+24) |                            |
|   |              |                           |                                    |                         |                       |                                       |             |                          |                           |                             |                            |                             |                            |                       |                             |                            |                             |                            |                       |                           |                       | Due and Demandable                 | Not Yet Due and Demandable |
| 2   | 3            | 4                         | 5=(3+4)                            | 6                       | 7                     | 8                                     | 9           | 10=[(6+)-(7)-8+9]        | 11                        | 12                          | 13                         | 14                          | 15=(11+12+13+14)           | 16                    | 17                          | 18                         | 19                          | 20=(16+17+18+19)           | 21=(5-10)             | 22=(10-15)                | 23                    | 24                                 |                            |
| PERA - Civilian                                   | 50103010 01  |                           | 445,000.05                         | 445,000.05              | 445,636.41            |                                       |             | 445,636.41               |                           |                             |                            | 445,636.41                  | 445,636.41                 |                       |                             |                            |                             | 444,000.05                 | 444,000.05            |                           |                       | 1,636.36                           |                            |
| Representation Allowance (RA)                     | 50102020 00  |                           | 458,000.00                         | 458,000.00              | 458,000.00            |                                       |             | 458,000.00               |                           |                             |                            | 458,000.00                  | 458,000.00                 |                       |                             |                            |                             | 458,000.00                 | 458,000.00            |                           |                       |                                    |                            |
| Clothing/Uniform Allowance                        | 50102040 00  |                           |                                    |                         |                       |                                       |             |                          |                           |                             |                            |                             |                            |                       |                             |                            |                             |                            |                       |                           |                       |                                    |                            |
| Clothing/Uniform Allowance - Civilian             | 50102040 01  |                           | 43,333.34                          | 43,333.34               | 43,333.34             |                                       |             | 43,333.34                |                           |                             |                            | 43,333.34                   | 43,333.34                  |                       |                             |                            |                             | 43,333.34                  | 43,333.34             |                           |                       |                                    |                            |
| Productivity Incentive Allowance                  | 50102080 00  |                           |                                    |                         |                       |                                       |             |                          |                           |                             |                            |                             |                            |                       |                             |                            |                             |                            |                       |                           |                       |                                    |                            |
| Productivity Incentive Allowance - Civilian       | 50102080 01  |                           | 4,000.00                           | 4,000.00                | 4,000.00              |                                       |             | 4,000.00                 |                           |                             |                            | 4,000.00                    | 4,000.00                   |                       |                             |                            |                             | 4,000.00                   | 4,000.00              |                           |                       |                                    |                            |
| Year end Bonus                                    | 50102140 00  |                           |                                    |                         |                       |                                       |             |                          |                           |                             |                            |                             |                            |                       |                             |                            |                             |                            |                       |                           |                       |                                    |                            |
| Year end Bonus - Civilian                         | 50102140 01  |                           | 819,993.36                         | 819,993.36              | 819,993.06            |                                       |             | 819,993.06               |                           |                             |                            | 819,993.06                  | 819,993.06                 |                       |                             |                            |                             | 784,324.40                 | 784,324.40            |                           |                       | 35,668.66                          |                            |
| Cash Gift   | 50102150 00  |                           |                                    |                         |                       |                                       |             |                          |                           |                             |                            |                             |                            |                       |                             |                            |                             |                            |                       |                           |                       |                                    |                            |
| Cash Gift - Civilian                              | 50102150 01  |                           | 107,750.00                         | 107,750.00              | 107,750.00            |                                       |             | 107,750.00               |                           |                             |                            | 107,750.00                  | 107,750.00                 |                       |                             |                            |                             | 101,375.00                 | 101,375.00            |                           |                       | 6,375.00                           |                            |
| Other Bonuses and Allowances                      | 50102990 00  |                           |                                    |                         |                       |                                       |             |                          |                           |                             |                            |                             |                            |                       |                             |                            |                             |                            |                       |                           |                       |                                    |                            |
| Productivity Enhancement Incentive - Civilian     | 50102990 12  |                           | 391,000.00                         | 391,000.00              | 391,000.00            |                                       |             | 391,000.00               |                           |                             |                            | 391,000.00                  | 391,000.00                 |                       |                             |                            |                             | 391,000.00                 | 391,000.00            |                           |                       |                                    |                            |
| Performance Based Bonus - Civilian                | 50102990 14  |                           | 450,000.00                         | 450,000.00              | 450,000.00            |                                       |             | 450,000.00               |                           |                             |                            | 450,000.00                  | 450,000.00                 |                       |                             |                            |                             | 450,000.00                 | 450,000.00            |                           |                       |                                    |                            |
| Personnel Benefit Contributions                   | 50103000 00  |                           |                                    |                         |                       |                                       |             |                          |                           |                             |                            |                             |                            |                       |                             |                            |                             |                            |                       |                           |                       |                                    |                            |
| Prag-BIG Contributions                            | 50103020 00  |                           |                                    |                         |                       |                                       |             |                          |                           |                             |                            |                             |                            |                       |                             |                            |                             |                            |                       |                           |                       |                                    |                            |
| Prag-BIG - Civilian                               | 50103020 01  |                           | 24,300.00                          | 24,300.00               | 24,300.00             |                                       |             | 24,300.00                |                           |                             |                            | 24,300.00                   | 24,300.00                  |                       |                             |                            |                             | 24,300.00                  | 24,300.00             |                           |                       |                                    |                            |
| PhilHealth Contributions                          | 50103030 00  |                           |                                    |                         |                       |                                       |             |                          |                           |                             |                            |                             |                            |                       |                             |                            |                             |                            |                       |                           |                       |                                    |                            |
| PhilHealth - Civilian                             | 50103030 01  |                           | 143,800.00                         | 143,800.00              | 143,800.00            |                                       |             | 143,800.00               |                           |                             |                            | 143,800.00                  | 143,800.00                 |                       |                             |                            |                             | 143,800.00                 | 143,800.00            |                           |                       |                                    |                            |
| Employees Compensation Insurance Premium          | 50103040 00  |                           |                                    |                         |                       |                                       |             |                          |                           |                             |                            |                             |                            |                       |                             |                            |                             |                            |                       |                           |                       |                                    |                            |
| ECIP - Civilian                                   | 50103040 01  |                           | 24,700.00                          | 24,700.00               | 24,700.00             |                                       |             | 24,700.00                |                           |                             |                            | 24,700.00                   | 24,700.00                  |                       |                             |                            |                             | 24,700.00                  | 24,700.00             |                           |                       |                                    |                            |
| Other Personnel Benefits                          | 50104000 00  |                           |                                    |                         |                       |                                       |             |                          |                           |                             |                            |                             |                            |                       |                             |                            |                             |                            |                       |                           |                       |                                    |                            |
| Terminal Leave Benefits                           | 50104030 00  |                           |                                    |                         |                       |                                       |             |                          |                           |                             |                            |                             |                            |                       |                             |                            |                             |                            |                       |                           |                       |                                    |                            |
| Terminal Leave Benefits - Civilian                | 50104030 01  |                           | 157,198.97                         | 157,198.97              | 195,553.11            |                                       |             | 195,553.11               |                           |                             |                            | 195,553.11                  | 195,553.11                 |                       |                             |                            |                             | 95,979.10                  | 95,979.10             |                           |                       | 99,574.01                          |                            |
| Other Personnel Benefits                          | 50104900 00  |                           |                                    |                         |                       |                                       |             |                          |                           |                             |                            |                             |                            |                       |                             |                            |                             |                            |                       |                           |                       |                                    |                            |
| Other Personnel Benefits                          | 50104900 99  |                           | 1,486,553.61                       | 1,486,553.61            | 1,486,553.61          |                                       |             | 1,486,553.61             |                           |                             |                            | 1,486,553.61                | 1,486,553.61               |                       |                             |                            |                             | 1,486,553.61               | 1,486,553.61          |                           |                       |                                    |                            |
| Pension and Gratuity Fund                         | 101407       |                           |                                    |                         |                       |                                       |             |                          |                           |                             |                            |                             |                            |                       |                             |                            |                             |                            |                       |                           |                       |                                    |                            |
| Other Personnel Benefits                          | 50104960 00  |                           | 8,826,956.00                       | 8,826,956.00            | 8,826,956.00          |                                       |             | 8,826,956.00             | 3,755,024.85              | 1,542,006.37                | 758,993.38                 | 656,360.81                  | 6,710,387.44               | 2,843,014.76          | 1,964,324.99                | 1,000,182.17               | 812,865.50                  | 6,710,387.44               |                       | 116,569.56                |                       |                                    |                            |
| Contingent Fund                                   | 101407       |                           |                                    |                         |                       |                                       |             |                          |                           |                             |                            |                             |                            |                       |                             |                            |                             |                            |                       |                           |                       |                                    |                            |
| Rent/Lease Expenses                               | 50290050 00  |                           | 23,788,884.00                      | 23,788,884.00           | 23,788,884.00         |                                       |             | 23,788,884.00            |                           |                             |                            | 23,788,884.00               | 23,788,884.00              |                       |                             |                            |                             | 23,788,884.00              | 23,788,884.00         |                           |                       |                                    |                            |
| <b>GRAND TOTAL</b>                                |              | <b>89,963,000.00</b>      | <b>46,248,212.00</b>               | <b>135,211,212.00</b>   | <b>133,795,345.00</b> | <b>1,415,867.00</b>                   |             |                          |                           | <b>23,540,635.15</b>        | <b>24,701,672.64</b>       | <b>20,000,939.72</b>        | <b>59,946,629.06</b>       | <b>128,189,876.57</b> | <b>21,767,073.98</b>        | <b>25,731,551.02</b>       | <b>20,495,130.50</b>        | <b>48,719,484.42</b>       | <b>116,713,239.92</b> |                           | <b>7,021,335.43</b>   | <b>11,476,636.65</b>               |                            |

Certified Correct:  
  
CATALINA R. CARAAN  
Chief Administrative Officer, Finance Division  
Date: January 27, 2015

Recommended by:  
  
LELINA A. QUILATES  
Director IV, Administrative Service

Approved By:  
  
COSETTE V. CANILAO  
Undersecretary and Executive Director

List of Allotments and Sub-Allotments  
As of the Quarter Ending December 31, 2014

Department: NATIONAL ECONOMIC AND DEVELOPMENT AUTHORITY  
Agency/OU: Public-Private Partnership Center  
Organization Code (UACS): 24 005 00 00000  
Funding Source Code (as clustered): 1 01 General Fund

|  |                             |
|--|-----------------------------|
|  | Current Year Appropriations |
|  | Continuing Appropriations   |
|  | Supplemental Appropriations |

| No.   | Allotments/Sub-Allotments                                |           | Funding Source                        |           | Allotments/Sub-Allotments received from COs/ROs |                |    |                | Sub-Allotment to Regions/Operating Units |      |    |               | Total Allotments/Net of Sub-Allotments |                |           |                |
|---|--|-----------|---------------------------------------|-----------|---|----------------|----|----------------|--|------|----|---------------|--|----------------|-----------|----------------|
|   | Number   | Date      | Description                           | UACS Code | PS  | MOOE           | CO | Total          | PS                                       | MOOE | CO | Total         | PS                                     | MOOE           | CO        | Total          |
| 1   | 2  | 3         | 4                                     | 5         | 6   | 7              | 8  | 9=(6+7+8)      | 10                                       | 11   | 12 | 13=(10+11+12) | 14=(6+10)                              | 15=(7+11)      | 16=(8+12) | 17=(14+15+16)  |
| <b>A. Allotments received from DBM</b>                                |  |           |                                       |           |   |                |    |                |  |      |    |               |  |                |           |                |
| 1   | Comprehensive Release per Annex A and A-1 of NBC No. 551 | 2-Jan-14  | Agency Specific Budget                | 1 01 101  | 36,818,000.00                                   | 48,740,000.00  |    | 85,558,000.00  |  |      |    | -             | 36,818,000.00                          | 48,740,000.00  | -         | 85,558,000.00  |
| 2   | GARO No. 2014-1 (RLIP)                                   | 2-Jan-14  | RLIP                                  | 1 04 102  | 3,405,000.00                                    |                |    | 3,405,000.00   |  |      |    | -             | 3,405,000.00                           | -              | -         | 3,405,000.00   |
| 3   | SARO No. SARO-BMB-C-14-0000244                           | 23-Feb-14 | Pension & Gratuity Fund               | 1 01 407  | 5,367,772.00                                    |                |    | 5,367,772.00   |  |      |    | -             | 5,367,772.00                           | -              | -         | 5,367,772.00   |
| 4   | SARO No. SARO-BMB-C-14-00006489                          | 3-Jun-14  | Pension & Gratuity Fund               | 1 01 407  | 1,459,184.00                                    |                |    | 1,459,184.00   |  |      |    | -             | 1,459,184.00                           | -              | -         | 1,459,184.00   |
| 5   | SARO No. SARO-BMB-C-14-0015384                           | 9-Oct-14  | Contingent Fund                       | 1 02 402  |   | 23,768,884.00  |    | 23,768,884.00  |  |      |    | -             | -                                      | 23,768,884.00  | -         | 23,768,884.00  |
| 6   | SARO No. SARO-BMB-C-14-0021035                           | 10-Dec-14 | Miscellaneous Personnel Benefits Fund | 1 01 406  | 450,000.00                                      |                |    | 450,000.00     |  |      |    | -             | 450,000.00                             | -              | -         | 450,000.00     |
| 7   | SARO No. SARO-BMB-C-14-0021598                           | 11-Dec-14 | Miscellaneous Personnel Benefits Fund | 1 01 406  | 381,500.00                                      |                |    | 381,500.00     |  |      |    | -             | 381,500.00                             | -              | -         | 381,500.00     |
| 8   | SARO No. SARO-BMB-C-14-0022699                           | 15-Dec-14 | Miscellaneous Personnel Benefits Fund | 1 01 406  | 13,405,005.00                                   |                |    | 13,405,005.00  |  |      |    | -             | 13,405,005.00                          | -              | -         | 13,405,005.00  |
| 9   | SARO No. SARO-BMB-C-14-0022701                           | 29-Dec-14 | RLIP                                  | 1 04 102  | 1,415,867.00                                    |                |    | 1,415,867.00   |  |      |    | -             | 1,415,867.00                           | -              | -         | 1,415,867.00   |
| 10  | SARO No. SARO-BMB-C-14-0027763                           | 29-Dec-14 | Agency Specific Budget                | 1 01 101  | 1,858,750.00                                    | (1,858,750.00) |    | -              |  |      |    | -             | 1,858,750.00                           | (1,858,750.00) | -         | -              |
| 11  |  |           |                                       |           |   |                |    | -              |  |      |    | -             | -                                      | -              | -         | -              |
| 12  |  |           |                                       |           |   |                |    | -              |  |      |    | -             | -                                      | -              | -         | -              |
| 13  |  |           |                                       |           |   |                |    | -              |  |      |    | -             | -                                      | -              | -         | -              |
| 14  |  |           |                                       |           |   |                |    | -              |  |      |    | -             | -                                      | -              | -         | -              |
| 15  |  |           |                                       |           |   |                |    | -              |  |      |    | -             | -                                      | -              | -         | -              |
|   | <b>Sub-total</b>   |           |                                       |           | 64,561,078.00                                   | 70,650,134.00  | -  | 135,211,212.00 | -  | -    | -  | -             | 64,561,078.00                          | 70,650,134.00  | -         | 135,211,212.00 |
| <b>B. Sub-allotments received from Central Office/Regional Office</b> |  |           |                                       |           |   |                |    |                |  |      |    |               |  |                |           |                |
| 1   |  |           |                                       |           |   |                |    |                |  |      |    |               |  |                |           |                |
| 2   |  |           |                                       |           |   |                |    |                |  |      |    |               |  |                |           |                |
| 3   |  |           |                                       |           |   |                |    |                |  |      |    |               |  |                |           |                |
| 4   |  |           |                                       |           |   |                |    |                |  |      |    |               |  |                |           |                |
| 5   |  |           |                                       |           |   |                |    |                |  |      |    |               |  |                |           |                |
| 6   |  |           |                                       |           |   |                |    |                |  |      |    |               |  |                |           |                |
|   | <b>Sub-Total</b>   |           |                                       |           |   |                |    |                |  |      |    |               |  |                |           |                |
|   | <b>Total Allotments</b>                                  |           |                                       |           | 64,561,078.00                                   | 70,650,134.00  | -  | 135,211,212.00 | -  | -    | -  | -             |  |                |           | 135,211,212.00 |

| Summary by Funding Source Code: |                         |  |          |  |               |               |   |               |   |   |   |   |               |               |   |               |
|---------------------------------|-------------------------|--|----------|--|---------------|---------------|---|---------------|---|---|---|---|---------------|---------------|---|---------------|
|                                 | Agency Specific Budget  |  | 1 01 101 |  | 38,676,750.00 | 46,881,250.00 | - | 85,558,000.00 | - | - | - | - | 38,676,750.00 | 46,881,250.00 | - | 85,558,000.00 |
|                                 | RLIP                    |  | 1 04 102 |  | 4,820,867.00  | -             | - | 4,820,867.00  | - | - | - | - | 4,820,867.00  | -             | - | 4,820,867.00  |
|                                 | Pension & Gratuity Fund |  | 1 01 407 |  | 6,826,956.00  | -             | - | 6,826,956.00  | - | - | - | - | 6,826,956.00  | -             | - | 6,826,956.00  |
|                                 | MPBF                    |  | 1 01 406 |  | 14,236,505.00 | -             | - | 14,236,505.00 | - | - | - | - | 14,236,505.00 | -             | - | 14,236,505.00 |
|                                 | Contingent Fund         |  | 1 02 402 |  |               | 23,768,884.00 | - | 23,768,884.00 | - | - | - | - |               | 23,768,884.00 | - | 23,768,884.00 |

Certified Correct:

*Catalina R. Caraan*  
CATALINA R. CARAAN  
Chief Administrative Officer, Finance Division

AGING OF DUE AND DEMANDABLE OBLIGATIONS  
As of December 31, 2014

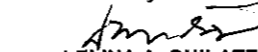
Department: NATIONAL ECONOMIC AND DEVELOPMENT AUTHORITY  
Agency/Operating Units: PUBLIC-PRIVATE PARTNERSHIP CENTER  
Region/Province/City: \_\_\_\_\_  
Fund: 1 01 101 (GENERAL FUND)

| Name of Creditor                            | Obligation Request |            |                      | AGING OF DUE AND DEMANDABLE OBLIGATIONS |                      |                     |                 |                 |                 | Remarks |
|---|--------------------|------------|----------------------|---|----------------------|---------------------|-----------------|-----------------|-----------------|---------|
|   | Number             | Date       | Amount               | Amount                                  | 90 days & below      | 91 days to 180 days | 181 to 270 days | 271 to 360 days | Beyond 360 days |         |
| 1   | 2                  | 3          | 4                    | 5                                       | 6                    | 7                   | 8               | 9               | 10              | 11      |
| Neil G. ortile                              | 2014-08-536        | 8/1/2014   | 90,590.26            | 90,590.26                               |                      | 90,590.26           |                 |                 |                 |         |
| Lynette May Deloria-Manarang                | 2014-10-809        | 10/27/2014 | 15,428.53            | 15,428.53                               | 15,428.53            |                     |                 |                 |                 |         |
| VVH Construction                            | 2014-10-816        | 10/30/2014 | 3,844,317.28         | 3,844,317.28                            | 3,844,317.28         |                     |                 |                 |                 |         |
| Marivic Cuaresma                            | 2014-11-846        | 11/11/2014 | 10,250.00            | 10,250.00                               | 10,250.00            |                     |                 |                 |                 |         |
| Mary Rose Ong                               | 2014-11-845        | 11/11/2014 | 13,666.67            | 13,666.67                               | 13,666.67            |                     |                 |                 |                 |         |
| Teresita M. Faundo                          | 2014-12-989        | 12/22/2014 | 5,000.00             | 5,000.00                                | 5,000.00             |                     |                 |                 |                 |         |
| Joy Anne N. Garcia                          | 2014-12-953        | 12/12/2014 | 10,000.00            | 10,000.00                               | 10,000.00            |                     |                 |                 |                 |         |
| Joy Anne N. Garcia                          | 2014-12-995        | 12/22/2014 | 3,929.94             | 3,929.94                                | 3,929.94             |                     |                 |                 |                 |         |
| Innove Communication, Inc.                  | 2014-12-1050       | 12/29/2014 | 863,533.00           | 863,533.00                              | 863,533.00           |                     |                 |                 |                 |         |
| Comclark Network and Technology Corporation | 2014-12-1051       | 12/29/2014 | 826,656.00           | 826,656.00                              | 826,656.00           |                     |                 |                 |                 |         |
| Joy Anne N. Garcia                          | 2014-12-1058       | 12/29/2014 | 89,913.72            | 89,913.72                               | 89,913.72            |                     |                 |                 |                 |         |
| Petawealth Gasoline Station                 | 2014-12-1059       | 12/29/2014 | 24,219.85            | 24,219.85                               | 24,219.85            |                     |                 |                 |                 |         |
| Meralco                                     | 2014-12-1060       | 12/29/2014 | 166,836.25           | 166,836.25                              | 166,836.25           |                     |                 |                 |                 |         |
| Manila Water                                | 2014-12-1061       | 12/29/2014 | 15,085.91            | 15,085.91                               | 15,085.91            |                     |                 |                 |                 |         |
| Bayan Telecommunications Inc.               | 2014-12-1062       | 12/29/2014 | 58,000.00            | 58,000.00                               | 58,000.00            |                     |                 |                 |                 |         |
| Globe Telecom, Inc.                         | 2014-12-1063       | 12/29/2014 | 4,438.14             | 4,438.14                                | 4,438.14             |                     |                 |                 |                 |         |
| Mellie O. Parnada                           | 2014-12-1064       | 12/29/2014 | 22,549.20            | 22,549.20                               | 22,549.20            |                     |                 |                 |                 |         |
| Toyota Pasong Tamo                          | 2014-12-1065       | 12/29/2014 | 6,170.00             | 6,170.00                                | 6,170.00             |                     |                 |                 |                 |         |
| R. Hinayo Newspaper Carrier                 | 2014-12-1066       | 12/29/2014 | 4,102.00             | 4,102.00                                | 4,102.00             |                     |                 |                 |                 |         |
| ETON Properties Inc.                        | 2014-12-1067       | 12/29/2014 | 4,872,357.84         | 4,872,357.84                            | 4,872,357.84         |                     |                 |                 |                 |         |
| Carlos Gavino                               | 2014-12-1068       | 12/29/2014 | 66,033.97            | 66,033.97                               | 66,033.97            |                     |                 |                 |                 |         |
| Triple 7                                    | 2014-12-1069       | 12/29/2014 | 167,637.04           | 167,637.04                              | 167,637.04           |                     |                 |                 |                 |         |
| UBIX Corporation                            | 2014-12-1070       | 12/29/2014 | 71,479.29            | 71,479.29                               | 71,479.29            |                     |                 |                 |                 |         |
| Sheila Marie S. Pascual                     | 2014-12-1071       | 12/29/2014 | 27,195.09            | 27,195.09                               | 27,195.09            |                     |                 |                 |                 |         |
| Teresita Faundo                             | 2014-12-1072       | 12/29/2014 | 27,760.12            | 27,760.12                               | 27,760.12            |                     |                 |                 |                 |         |
| Cosette V. Canillao                         | 2014-12-1073       | 12/29/2014 | 70,080.51            | 70,080.51                               | 70,080.51            |                     |                 |                 |                 |         |
| UBIX Corporation                            | 2014-12-1074       | 12/29/2014 | 87,291.91            | 87,291.91                               | 87,291.91            |                     |                 |                 |                 |         |
| Joan G. Casabuena                           | 2014-11-913        | 12/29/2014 | 1,066.25             | 1,066.25                                | 1,066.25             |                     |                 |                 |                 |         |
| Ester Y. Laput                              | 2014-11-913        | 12/29/2014 | 9,277.95             | 9,277.95                                | 9,277.95             |                     |                 |                 |                 |         |
| Jose Paulo G. Gonzales                      | 2014-11-913        | 12/29/2014 | 565.72               | 565.72                                  | 565.72               |                     |                 |                 |                 |         |
| John Dominic Z. Zafe                        | 2014-11-913        | 12/29/2014 | 1,204.21             | 1,204.21                                | 1,204.21             |                     |                 |                 |                 |         |
| <b>TOTAL</b>                                |                    |            | <b>11,476,636.65</b> | <b>11,476,636.65</b>                    | <b>11,386,046.39</b> | <b>90,590.26</b>    | -               | -               | -               |         |


Certified Correct by:

  
CATALINA R. CARAAN  
Chief Administrative Officer, Finance Division

Recommended by:

  
LELINA A. QUILATES  
Director Iv, Administrative Service

Approved by:

  
COSETTE V. CAMLAO  
Undersecretary and Executive Director

**QUARTERLY REPORT OF REVENUE AND OTHER RECEIPTS**

As of the Quarter Ending December 31, 2014  
(In Pesos)

Department : NATIONAL ECONOMIC AND DEVELOPMENT AUTHORITY  
 Agency/Operating Unit : PUBLIC-PRIVATE PARTNERSHIP CENTER  
 Organization Code (UACS): 24 005 00 00000

| CLASSIFICATION/SOURCES OF REVENUE AND OTHER RECEIPTS                                   | UACS Code | REVENUE TARGET (Annual) | ACTUAL REVENUE AND OTHER RECEIPTS COLLECTIONS |             |             |             |             | CUMULATIVE REMITTANCE/DEPOSITS TO DATE |                     |            | VARIANCE |           | REMARKS               |
|--|-----------|-------------------------|---|-------------|-------------|-------------|-------------|--|---------------------|------------|----------|-----------|-----------------------|
|  |           |                         | 1st Quarter                                   | 2nd Quarter | 3rd Quarter | 4th Quarter | TOTAL       | Remittance to BTr                      | Deposited with AGDB | Total      | Amount   | %         |                       |
| 1  | 2         | 3                       | 4   | 5           | 6           | 7           | 8=(4+5+6+7) | 9                                      | 10                  | 11=(9+10)  | 12=(8-3) | 13=(12/3) | 14                    |
| A. General Fund (formerly Fund 101)<br>- Tax   |           |                         |   |             |             |             |             |  |                     |            |          |           |                       |
| - Non-Tax<br>Other Business Income   | 40202990  | 0                       | 30,000.00                                     | 150,000.00  | -           | 14,000.00   | 194,000.00  |  | 194,000.00          | 194,000.00 |          |           | Sale of Bid Documents |
| B. Special Account in the General Fund (formerly Fund 105, 183, 401, 151-159)<br>- Tax |           |                         |   |             |             |             |             |  |                     |            |          |           |                       |
| - Non-Tax  |           |                         |   |             |             |             |             |  |                     |            |          |           |                       |
| C. Off-Budget Accounts (formerly Fund 161 to 164, etc.)                                |           |                         |   |             |             |             |             |  |                     |            |          |           |                       |
| D. Custodial Funds (formerly Fund 101-184, 187)  |           |                         |   |             |             |             |             |  |                     |            |          |           |                       |
| <b>TOTAL</b>   |           |                         | 30,000.00                                     | 150,000.00  | -           | 14,000.00   | 194,000.00  | -                                      | 194,000.00          | 194,000.00 | -        | -         |                       |

Certified Correct:

*Caraan*  
**CATALINA R. CARAAN**  
 Chief Administrative Officer, Finance Division  
 Date: January 14, 2015

Recommending Approval:

*Quilates*  
**LÉLINA A. QUILATES**  
 Director IV, Administrative Service

Approved by:

*Canilao*  
**COSETTE M. CANILAO**  
 Undersecretary and Executive Director

**QUARTERLY REPORT OF REVENUE AND OTHER RECEIPTS**

As of the Quarter Ending December 31, 2014

(In Pesos)


Department : NATIONAL ECONOMIC AND DEVELOPMENT AUTHORITY

Agency/Operating Unit : PUBLIC-PRIVATE PARTNERSHIP CENTER


Organization Code (UACS): 24 005 00 00000

| CLASSIFICATION/SOURCES OF REVENUE AND OTHER RECEIPTS                          | UACS Code | REVENUE TARGET (Annual) | ACTUAL REVENUE AND OTHER RECEIPTS COLLECTIONS |               |              |             |                | CUMULATIVE REMITTANCE/DEPOSITS TO DATE |                     |                | VARIANCE |           | REMARKS                   |
|---|-----------|-------------------------|---|---------------|--------------|-------------|----------------|--|---------------------|----------------|----------|-----------|---------------------------|
|   |           |                         | 1st Quarter                                   | 2nd Quarter   | 3rd Quarter  | 4th Quarter | TOTAL          | Remittance to BTr                      | Deposited with AGDB | Total          | Amount   | %         |                           |
| 1   | 2         | 3                       | 4   | 5             | 6            | 7           | 8=(4+5+6+7)    | 9                                      | 10                  | 11=(9+10)      | 12=(8-3) | 13=(12/3) | 14                        |
| A. General Fund (formerly Fund 101)   |           |                         |   |               |              |             |                |  |                     |                |          |           |                           |
| - Tax   |           |                         |   |               |              |             |                |  |                     |                |          |           |                           |
| - Non-Tax   |           |                         |   |               |              |             |                |  |                     |                |          |           |                           |
| Other Service Income  |           | 0                       |   |               |              |             |                |  |                     |                |          |           |                           |
| B. Special Account in the General Fund (formerly Fund 105, 183, 401, 151-159) |           |                         |   |               |              |             |                |  |                     |                |          |           |                           |
| - Tax   |           |                         |   |               |              |             |                |  |                     |                |          |           |                           |
| - Non-Tax   |           |                         |   |               |              |             |                |  |                     |                |          |           |                           |
| C. Off-Budget Accounts (formerly Fund 161 to 164, etc.)                       |           |                         |   |               |              |             |                |  |                     |                |          |           |                           |
| PDMF Revolving Fund   | 207541    |                         |   |               |              |             |                |  |                     |                |          |           |                           |
| Other Service Income  | 40201990  | 0                       | 166,922,033.51                                | 70,729,298.57 | 5,627,457.34 |             | 243,278,789.42 |  | 243,278,789.42      | 243,278,789.42 |          |           | Technical Assistance Fees |
| D. Custodial Funds (formerly Fund 101-184, 187)                               |           |                         |   |               |              |             |                |  |                     |                |          |           |                           |
| <b>TOTAL</b>  |           |                         | 166,922,033.51                                | 70,729,298.57 | 5,627,457.34 | -           | 243,278,789.42 | -                                      | 243,278,789.42      | 243,278,789.42 | -        | -         |                           |


Certified Correct:

  
**CATALINA R. CARAAN**  
 Chief Administrative Officer, Finance Division  
 Date: January 14, 2015

Recommending Approval:

  
**LELINA A. QUILATES**  
 Director IV, Administrative Service

Approved by:

  
**COSETTE V. CANILAO**  
 Undersecretary and Executive Director