

**QUARTERLY PHYSICAL REPORT OF OPERATION**  
As of 30 June 2014

BAR No. 1

Department : National Economic and Development Authority  
Agency : Public-Private Partnership Center  
Operating Unit :  
Organization Code (UACS) : 24-005-00-00000

	Current Year Appropriations
	Supplemental Appropriations
	Continuing Appropriations
	Off-Budget Account

Particulars	UACS CODE	Physical Targets					Physical Accomplishments					Variance as of 30 June 2014	Remarks
		1st Quarter	2nd Quarter	3rd Quarter	4th Quarter	TOTAL*	1st Quarter	2nd Quarter	3rd Quarter	4th Quarter	TOTAL**		
1	2	3	4	5	6	7=(3+4+5+6)	8	9	10	11	12=(8+9+10+11)	13	14
<b>MFO: PUBLIC-PRIVATE PARTNERSHIP (PPP) PROJECT ADVISORY, MANAGEMENT, AND MONITORING SERVICES</b>	301000000												
Quantity													
Indicators													
1. No. PDMF Committee-approved projects with consulting contracts		3	3	3	3	12	1	1			2	-4	2 projects with signed consulting contracts accomplished to date. These are: • BatMan 1 Natural Gas Pipeline Project; and • MaPaLa Ferry System Project. RFP issuance for other projects pending due to the recent restructuring of the PDMF Panel of Consulting Firms
2. % of PDMF-supported projects with expected reimbursements collected		80%	80%	80%	80%	80%	n/a	n/a			n/a	--	There is no project with expected reimbursements to be collected for the 2nd Quarter. Expected reimbursements for collection in the 3rd and 4th Quarter include the following: • CALA Expressway Project • ITS-Southwest Terminal Project
3. % of Capacity Building Program milestone activities achieved as targeted per year		25%	20%	20%	10%	75%	29%	14%			43%	-2%	Partnerships on PPP Capacity Building activities achieved, which include: • Twinning partnership with New South Wales Government • JICA Technical Cooperation for Capacity Development Four (4) other capacity building activities being implemented: • LGU Internship Program (one LGU Internship Agreement signed) • Local Capacity Building Institution (LCBI) Program (one operational Training Program implemented by an LCBI) • LGU PPP Strategic Support Fund (concept note approved by PPP Governing Board) • Development of Capacity Building Knowledge Products

**QUARTERLY PHYSICAL REPORT OF OPERATION**  
As of 30 June 2014

BAR No. 1

Department : National Economic and Development Authority  
Agency : Public-Private Partnership Center  
Operating Unit :  
Organization Code (UACS) : 24-005-00-00000

	Current Year Appropriations
	Supplemental Appropriations
	Continuing Appropriations
	Off-Budget Account

Particulars	UACS CODE	Physical Targets					Physical Accomplishments					Variance as of 30 June 2014	Remarks
		1st Quarter	2nd Quarter	3rd Quarter	4th Quarter	TOTAL*	1st Quarter	2nd Quarter	3rd Quarter	4th Quarter	TOTAL**		
1	2	3	4	5	6	7=(3+4+5+6)	8	9	10	11	12=(8+9+10+11)	13	14
4. % of KM Roadmap milestone activities achieved as targeted per year		22%	25%	22%	6%	75%	31%	27%			58%	11%	Roadmap activities for the following component activities have been achieved: <ul style="list-style-type: none"> <li>• Formulation of KM strategies</li> <li>• Publication of investment brochure</li> <li>• Communications activities</li> <li>• Information Technology and Network Layout Design</li> </ul>
<b>Quality Indicators</b>													
1. % of PPP-vetted projects (technical component) approved by ICC-Cabinet Committee (CamCom) for endorsement to NEDA Board		80%	80%	80%	80%	80%	100%	83%			92%	12%	For the 2nd Quarter, 5 out of 6 PPP-vetted projects were approved by the ICC-Cab Com for endorsement to the NEDA Board. These are: <ul style="list-style-type: none"> <li>• Laguna Lakeshore Expressway-Dike Project</li> <li>• Puerto Princesa Airport Operations, Maintenance and Development Project</li> <li>• Iloilo Airport Operations, Maintenance and Development Project</li> <li>• Davao Airport Operations, Maintenance and Development Project</li> <li>• Bacolod Airport Operations, Maintenance and Development Project</li> </ul>
2. % of proposed PPP policy instruments approved by appropriate body		50%	50%	50%	50%	50%	0%	25%			13%	-38%	<ul style="list-style-type: none"> <li>• PPP Code for LGUs approved by the PPP Governing Board last 25 April 2014</li> <li>• 3 other policy instruments for approval of appropriate body: <ul style="list-style-type: none"> <li>• Proposed PPP Act</li> <li>• Proposed IRR of EO 78</li> <li>• Investment Priorities Plan 2014</li> </ul> </li> </ul>
<b>Timeliness Indicators</b>													

**QUARTERLY PHYSICAL REPORT OF OPERATION**  
As of 30 June 2014

BAR No. 1

Department : National Economic and Development Authority  
Agency : Public-Private Partnership Center  
Operating Unit :  
Organization Code (UACS) : 24-005-00-00000

	Current Year Appropriations
	Supplemental Appropriations
	Continuing Appropriations
	Off-Budget Account

Particulars	UACS CODE	Physical Targets					Physical Accomplishments					Variance as of 30 June 2014	Remarks
		1st Quarter	2nd Quarter	3rd Quarter	4th Quarter	TOTAL*	1st Quarter	2nd Quarter	3rd Quarter	4th Quarter	TOTAL**		
1	2	3	4	5	6	7=(3+4+5+6)	8	9	10	11	12=(8+9+10+11)	13	14
1. Proposed PPP policy instruments*** submitted to appropriate bodies within set deadlines		70%	70%	70%	70%	70%	100%	86%			93%	23%	6 out of 7 policy instruments/advocacies were provided positions, comments or inputs of the PPPC for consideration of appropriate bodies within set deadlines: • Position paper/recommendations on the 2014 Investment Priorities Plan • Position papers on various bills from House of Representatives and Senate • Other inputs/recommendations as requested by appropriate bodies
2. Report on PPP plans and targets published on the PPP website		Every 2 weeks	Every 2 weeks	Every 2 weeks	Every 2 weeks	Every 2 weeks	100%	100%			100%	0	PPP plans and targets are updated regularly or whenever necessary

\* Total (targets) refers to the numerical total or average of the quarterly targets for FY 2014  
\*\* Total (accomplishments) refers to the numerical summation or average of the reported quarterly accomplishments  
\*\*\* For this indicator, policy instruments include outputs on policy advocacies


Prepared by:

  
WALLY DON G. CALDERON  
Planning Officer V  
Date:

In coordination with:

  
CATALINA K. CARAAN  
Chief Administrative Officer, Finance Div.  
Date:

Approved by:


  
COSETTE V. CANLAO  
Undersecretary and Executive Director  
Date:

STATEMENT OF APPROPRIATIONS, ALLOTMENTS, OBLIGATIONS, DISBURSEMENTS AND BALANCES

As of the Quarter Ending June 30, 2014

Department: NATIONAL ECONOMIC AND DEVELOPMENT AUTHORITY  
 Agency/Operating Unit: PUBLIC-PRIVATE PARTNERSHIP CENTER  
 Organization Code (UACS): 24 005 00 00000  
 Funding Source Code (as clustered): General Fund

Particulars	UACS CODE	Appropriations			Allotments			Current Year Obligations					Current Year Disbursements					Balances						
		Authorized Appropriation	Adjustments (Transfer To/From, Realignment)	Adjusted Appropriations	Allotments Received	Adjustments (Withdrawal/ Realignment)	Transfer To	Transfer From	Adjusted Total Allotments	1st Quarter ending March 31	2nd Quarter ending June 30	3rd Quarter ending Sept. 30	4th Quarter ending Dec. 31	Total	1st Quarter ending March 31	2nd Quarter ending June 30	3rd Quarter ending Sept. 30	4th Quarter ending Dec. 31	Total	Unreleased Appropriation	Unobligated Allotment	Unpaid Obligations (15-20 = (23+24))		
1	2	3	4	5=(4+4)	6	7	8	9	10 = [(8+(-)7) - 8+9]	11	12	13	14	15= (11+12+13+14)	16	17	18	19	20= (16+17+18+19)	21= (5-10)	22= (10-15)	23	24	
<b>I. CURRENT YEAR BUDGET/APPROPRIATIONS</b>																								
<b>A. AGENCY SPECIFIC BUDGE</b>																								
Personnel Services	50100000	38,818,000.00		38,818,000.00	38,818,000.00				38,818,000.00	13,851,813.01	11,907,140.28			25,758,953.29	13,220,702.83	12,474,883.76			25,695,586.59		11,059,046.71	63,366.70		
Maintenance & Other Operating Expenses	50200000	48,740,000.00		48,740,000.00	48,740,000.00				48,740,000.00	4,524,849.30	10,160,981.58			14,685,830.88	4,294,208.41	10,170,789.86			14,465,008.27		34,054,389.12	220,022.61		
Financial Expenses	50300000								5,500.00					5,500.00		5,500.00			5,500.00		(5,500.00)			
Capital Outlays	50600000																							
<b>B. SPECIAL PURPOSE FUNDS</b>																								
Miscellaneous Personnel Benefits Fund	101406		6,826,956.00	6,826,956.00	6,826,956.00				6,826,956.00	3,755,024.88	1,542,008.37			5,297,033.25	2,843,014.78	1,004,324.90			4,837,338.77		1,520,922.75	459,893.48		
Personnel Services	50100000																							
Pension and Gratuity Fund / Retirement	101407																							
Personnel Services	50100000		6,826,956.00	6,826,956.00	6,826,956.00				6,826,956.00	3,755,024.88	1,542,008.37			5,297,033.25	2,843,014.78	1,004,324.90			4,837,338.77		1,520,922.75	459,893.48		
Priority Development Assistance Fund																								
Maintenance & Other Operating Expenses	50200000																							
Others (please specify)																								
<b>C. AUTOMATIC APPROPRIATIONS</b>																								
Retirement and Life Insurance Premium	104102	3,405,000.00		3,405,000.00	3,405,000.00				3,405,000.00	1,403,847.96	1,091,542.41			2,495,390.37	1,403,847.96	1,091,542.41			2,495,390.37		906,809.83			
Personnel Services	50100000	3,405,000.00		3,405,000.00	3,405,000.00				3,405,000.00	1,403,847.96	1,091,542.41			2,495,390.37	1,403,847.96	1,091,542.41			2,495,390.37		906,809.83			
Customs Duties and Taxes																								
Maintenance & Other Operating Expenses	50200000																							
Others (please specify)																								
<b>TOTAL CURRENT YEAR BUDGET /APPROPRIATIONS</b>																								
		88,963,000.00	6,826,956.00	95,789,956.00	95,789,956.00				95,789,956.00	23,540,635.15	24,701,672.64			48,242,307.79	21,787,073.98	25,731,551.02			47,498,625.00		47,547,848.21	743,882.79		
<b>II. PRIOR YEAR'S BUDGET/ CONTINUING APPROPRIATIONS</b>																								
<b>D. UNRELEASED APPROPRIATION BUDGET</b>																								
Personnel Services	50100000																							
Maintenance & Other Operating Expenses	50200000																							
Financial Expenses	50300000																							
Capital Outlays	50600000																							
<b>E. SPECIAL PURPOSE FUNDS</b>																								
<b>F. UNOBLIGATED ALLOTMENT</b>																								
Personnel Services (under CFAG)	50100000																							
Maintenance & Other Operating Expenses	50200000																							
Capital Outlays	50600000																							
<b>BUDGET/ CONT. APPROPRIATIONS</b>																								
<b>GRAND TOTAL</b>		88,963,000.00	6,826,956.00	95,789,956.00	95,789,956.00				95,789,956.00	23,540,635.15	24,701,672.64			48,242,307.79	21,787,073.98	25,731,551.02			47,498,625.00		47,547,848.21	743,882.79		

Certified Correct:  
  
 CATALINA R. CARAAN  
 Chief Administrative Officer, Finance Division  
 Date: 7/23/14

Recommending Approval:  
  
 LELINA A. QUILATES  
 Director, Administrative Services  
 Date: 5 Aug. 2014

Approved By:  
  
 COSETTE V. GAMILAO  
 Executive Director  
 Date:

**SUMMARY OF APPROPRIATIONS, ALLOTMENTS, OBLIGATIONS, DISBURSEMENTS AND BALANCES BY OBJECT OF EXPENDITURES**  
 As of the Quarter Ending June 30, 2014

Department: NATIONAL ECONOMIC AND DEVELOPMENT AUTHORITY  
 Agency/Operating Units : PUBLIC-PRIVATE PARTNERSHIP CENTER  
 Organization Code (UACS): 24.005.00.0000  
 Funding Source Code (as clustered) : 101

Current Year Appropriations  
 Supplemental Appropriations  
 Continuing Appropriations

Program/Activity/Project (PIA/P) and Account Title	Account Code	Appropriations			Allotments			Current Year Obligations					Current Year Disbursements					Balances																									
		Authorized Appropriations	Adjustments [Transfer (To)/From, Realignment]	Adjusted Appropriations	Allotments Received	Adjustments (Withdrawal/ Realignment)	Transfer To	Transfer From	Adjusted Total Allotments	1st Quarter ending March 31	2nd Quarter ending June 30	3rd Quarter ending Sept. 30	4th Quarter ending Dec. 31	Total	1st Quarter ending March 31	2nd Quarter ending June 30	3rd Quarter ending Sept. 30	4th Quarter ending Dec. 31	Total	Unreleased Appropriations	Unobligated Allotment	Unpaid Obligations (15-20)=(23+24)																					
																						Due and Demandable	Not Yet Due and Demandable																				
																							20=(16+17)+18		21=(5-10)		22=(18-16)		23		24												
<b>SUMMARY</b>																																											
<b>A. AGENCY SPECIFIC BUDGET</b>																																											
<b>Personnel Services</b>	<b>50100000 00</b>	<b>36,818,000.00</b>	<b>-</b>	<b>36,818,000.00</b>	<b>36,818,000.00</b>	<b>-</b>	<b>-</b>	<b>-</b>	<b>36,818,000.00</b>	<b>13,851,813.81</b>	<b>11,907,146.28</b>	<b>-</b>	<b>-</b>	<b>25,768,960.09</b>	<b>13,220,782.83</b>	<b>12,474,883.78</b>	<b>-</b>	<b>-</b>	<b>25,695,666.61</b>	<b>-</b>	<b>11,058,046.71</b>	<b>63,368.70</b>																					
SALARIES AND WAGES	50101000 00																																										
Salaries and Wages - Regular	50101010 00																																										
Basic Salary - Civilian	50101010 01	28,378,000.00		28,378,000.00	28,378,000.00				28,378,000.00	11,094,493.42	9,128,407.71			20,822,901.13	11,063,383.24	8,690,151.19			20,759,534.43		7,566,088.87	63,368.70																					
Other Compensation	50102000 00																																										
Personnel Economic Relief Allowance (PERA)	50102010 00																																										
PERA - Civilian	50102010 01	1,512,000.00		1,512,000.00	1,512,000.00				1,512,000.00	621,363.65	484,000.00			1,105,363.65	621,363.65	484,000.00			1,105,363.65		406,636.35																						
Representation Allowance (RA)	50102020 00	1,332,000.00		1,332,000.00	1,332,000.00				1,332,000.00	582,000.00	433,500.00			995,500.00	582,000.00	433,500.00			995,500.00		330,500.00																						
Transportation Allowance (TA)	50102030 01	1,272,000.00		1,272,000.00	1,272,000.00				1,272,000.00	318,000.00	292,500.00			810,500.00	318,000.00	292,500.00			810,500.00		861,500.00																						
Clothing/Uniform Allowance	50102040 00																																										
Clothing/Uniform Allowance - Civilian	50102040 01	315,000.00		315,000.00	315,000.00				315,000.00	340,000.00	(8,686.86)			333,333.34	340,000.00	(8,686.86)			333,333.34		(18,333.34)																						
Productivity Incentive Allowance	50102080 00																																										
Productivity Incentive Allowance - Civilian	50102080 01	126,000.00		126,000.00	126,000.00				126,000.00	130,000.00				130,000.00	130,000.00				130,000.00		(4,000.00)																						
Honoraria	50102100 00																																										
Honoraria - Civilian	50102100 01	756,000.00		756,000.00	756,000.00				756,000.00												756,000.00																						
Year end Bonus	50102140 00																																										
Year end Bonus - Civilian	50102140 01	2,365,000.00		2,365,000.00	2,365,000.00				2,365,000.00		1,237,479.00			1,237,479.00	1,237,479.00				1,237,479.00		1,127,521.00																						
Cash Gift	50102150 00																																										
Cash Gift - Civilian	50102150 01	315,000.00		315,000.00	315,000.00				315,000.00		160,000.00			160,000.00	160,000.00				160,000.00		155,000.00																						
Other Bonuses and Allowances	50102990 00																																										
Collective Negotiation Agreement Incentive - Civilian	50102990 11																																										
Productivity Enhancement Incentive - Civilian	50102990 12																																										
Performance Based Bonus - Civilian	50102990 14																																										
Personnel Benefit Contributions	50103000 00																																										
Retirement and Life Insurance Premiums	50103010 00																																										
Pag-IBIG Contributions	50103020 00																																										
Pag-IBIG - Civilian	50103020 01	75,000.00		75,000.00	75,000.00				75,000.00	31,300.00	24,100.00			55,400.00	31,300.00	24,100.00			55,400.00		19,600.00																						
PhilHealth Contributions	50103030 00																																										
PhilHealth - Civilian	50103030 01	225,000.00		225,000.00	225,000.00				225,000.00	115,800.00	89,650.00			205,250.00	115,800.00	89,650.00			205,250.00		19,750.00																						
Employees Compensation Insurance Premium	50103040 00																																										
ECIP - Civilian	50103040 01	75,000.00		75,000.00	75,000.00				75,000.00	31,400.00	24,200.00			55,600.00	31,400.00	24,200.00			55,600.00		19,400.00																						
Other Personal Benefits	50104000 00																																										
Pension Benefits	50104010 00																																										
Pension Benefits - Civilian	50104010 01																																										
Retirement Gratuity	50104020 00																																										
Retirement Gratuity - Civilian	50104020 01																																										
Terminal Leave Benefits	50104030 00																																										
Terminal Leave Benefits - Civilian	50104030 01									7,856.94	39,970.23			47,826.17	7,856.94	39,970.23			47,826.17		(47,826.17)																						
Other Personnel Benefits	50104090 00																																										
Lump-sum for Creation of New Positions - Civilian	50104090 01																																										
Lump-sum for Step Increments - Length of Service	50104090 10	71,000.00		71,000.00	71,000.00				71,000.00												71,000.00																						
<b>Maintenance &amp; Other Operating Expenses</b>	<b>50200000 00</b>	<b>48,740,000.00</b>	<b>-</b>	<b>48,740,000.00</b>	<b>48,740,000.00</b>	<b>-</b>	<b>-</b>	<b>-</b>	<b>48,740,000.00</b>	<b>4,524,840.30</b>	<b>10,160,981.58</b>	<b>-</b>	<b>-</b>	<b>14,685,821.88</b>	<b>4,294,208.41</b>	<b>10,170,799.88</b>	<b>-</b>	<b>-</b>	<b>14,465,608.27</b>	<b>-</b>	<b>34,054,388.12</b>	<b>220,622.81</b>																					
Traveling Expenses	50210000 00																																										
Travel Expense-Local	50201010 00	1,153,000.00		1,153,000.00	1,153,000.00				1,153,000.00	119,810.04	244,135.49			363,945.53	119,810.04	242,010.49			361,820.53		789,054.47	2,125.00																					
Travel Expense-Foreign	50201020 00	1,885,000.00		1,885,000.00	1,885,000.00				1,885,000.00	341,068.92	1,275,175.38			1,616,244.30	341,068.92	1,256,338.02			1,597,426.94		48,735.70	18,637.36																					
Training and Scholarship Expense	50202000 00																																										
Training Expenses	50202010 00	5,890,000.00		5,890,000.00	5,890,000.00				5,890,000.00	394,759.15	776,648.83			1,171,407.98	391,634.15	776,648.83			1,168,282.98		4,718,592.02	3,125.00																					
Supplies and Materials Expenses	50203000 00																																										
Office Supplies Expenses	50203010 00	1,587,000.00		1,587,000.00	1,587,000.00				1,587,000.00	381,353.31	61,980.25			443,313.56	380,261.07	49,454.49			429,715.66		1,123,884.44	13,800.00																					
Accountable Forms Expenses	50203020 00																																										
Fuel, Oil and Lubricants Expenses	50203040 00	1,000,000.00		1,000,000.00	1,000,000.00				1,000,000.00	258,839.87	237,071.89			495,911.66	252,222.58	243,688.98			495,911.66		504,088.44																						
Other Supplies and Materials Expenses	50203990 00																																										
Utility Expenses	50204000 00																																										
Water Expenses	50204010 00	580,000.00		580,000.00	580,000.00				580,000.00	67,468.12	87,864.25			145,132.37	67,311.87	87,820.50			145,132.37		414,887.83																						
Electricity Expenses	50204020 00	2,180,000.00		2,180,000.00	2,180,000.00				2,180,000.00	285,494.01	553,543.58			839,037.59	283,912.39	555,125.20			839,037.59		1,320,882.41																						

**SUMMARY OF APPROPRIATIONS, ALLOTMENTS, OBLIGATIONS, DISBURSEMENTS AND BALANCES BY OBJECT OF EXPENDITURES**  
As of the Quarter Ending June 30, 2014

Department: **NATIONAL ECONOMIC AND DEVELOPMENT AUTHORITY**  
Agency/Operating Units : **PUBLIC-PRIVATE PARTNERSHIP CENTER**  
Organization Code (UACS): **24 005 00 00000**  
Funding Source Code (as clustered) : **101**

■	Current Year Appropriations
□	Supplemental Appropriations
□	Continuing Appropriations

Program/Activity/Project (PIA/P) and Account Title	Account Code	Appropriations			Allotments			Current Year Obligations								Current Year Disbursements					Balances				
		Authorized Appropriations	Adjustments (To)/From, Realignment)	Adjusted Appropriations	Allotments Received	Adjustments (Withdrawal/ Realignment)	Transfer To	Transfer From	Adjusted Total Allotments	1st Quarter ending March 31	2nd Quarter ending June 30	3rd Quarter ending Sept. 30	4th Quarter ending Dec. 31	Total	1st Quarter ending March 31	2nd Quarter ending June 30	3rd Quarter ending Sept. 30	4th Quarter ending Dec. 31	Total	Unreleased Appropriations	Unobligated Allotment	Unpaid Obligations (15-20)-(23+24)			
																						Due and Demandable	Not Yet Due and Demandable		
		3	4	5(3+4)	6	7	8	9	10(8+9)	11	12	13	14	15(11+12+13+14)	16	17	18	19	20(16+17+18+19)	21(5-18)	22(10-15)	23	24		
Communication Expenses	50205000 00																								
Postage and Courier Services	50205010 00	329,000.00		329,000.00	329,000.00				329,000.00	37,908.50	23,873.85			61,782.35	37,908.50	23,873.85				61,782.35		267,217.65			
Telephone Expenses	50205020 00																								
Mobile	50205020 01	532,000.00		532,000.00	532,000.00				532,000.00	219,931.62	251,523.71			471,455.33	219,712.87	236,363.17				456,078.04		60,544.67	15,379.29		
Landline	50205020 02	300,000.00		300,000.00	300,000.00				300,000.00	72,191.90	108,226.12			180,418.02	69,862.62	110,535.40				180,418.02		119,581.98			
Internet Subscription Expenses	50205030 00	4,253,000.00		4,253,000.00	4,253,000.00				4,253,000.00	454,384.24	186,000.00			620,384.24	450,759.24	186,000.00				616,759.24		3,632,615.78	3,825.00		
Confidential, Intelligence, Extraordinary Expenses	50210000 00																								
Extraordinary and Miscellaneous Expenses	50210030 00	998,000.00		998,000.00	998,000.00				998,000.00	178,200.00	214,800.00			398,800.00	178,200.00	214,800.00				390,800.00		607,200.00			
Professional Services	50211000 00	706,000.00		706,000.00	706,000.00				706,000.00													(44,796.79)			
Legal Services	50211010 00									2,489.80	2,100.00			4,589.80	2,489.80	2,100.00				4,589.80					
Consultancy Services	50211030 00									248,205.00	196,640.48			441,745.48	57,335.37	351,451.85				408,787.22			32,958.24		
Other Professional Services	50212000 00									145,640.80	158,840.83			304,481.53	141,442.75	157,202.06				288,644.81			5,836.72		
General Services	50212890 00	3,670,000.00		3,670,000.00	3,670,000.00				3,670,000.00													1,597,049.30			
Janitorial Services	50212020 00									187,511.56	232,824.87			420,336.53	187,511.56	232,824.97				420,336.53					
Security Services	50212030 00									181,408.73	423,289.37			604,698.10	181,026.07	423,670.03				604,698.10					
Other General Services	50212990 00									442,453.22	604,861.85			1,047,315.07	424,167.70	623,127.37				1,047,315.07					
Repairs & Maintenance	50213000 00																								
Repairs & Maintenance - Buildings and Other Structures	50213040 00																								
Buildings	50213040 01																								
Repairs & Maintenance - Machinery and Equipment	50213050 00																								
Office Equipment	50213050 02	132,000.00		132,000.00	132,000.00				132,000.00	2,900.00	545.00			3,445.00	2,900.00	545.00				3,445.00		128,565.00			
ICT Equipment	50213050 03																								
Repairs & Maintenance - Transportation Equipment	50213080 00																								
Motor Vehicles	50213080 01	500,000.00		500,000.00	500,000.00				500,000.00	20,460.00	26,754.00			47,214.00	20,460.00	26,754.00				47,214.00		452,788.00			
Repairs & Maintenance - Leased Assets	50213080 02																								
Buildings and Other Structures	50213080 01																								
Taxes, Insurance Premiums and Other Fees	50215000 00	385,000.00		385,000.00	385,000.00				385,000.00													204,953.05			
Taxes, Duties and Licenses	50215010 00									3,443.42				3,443.42	3,443.42					3,443.42					
Taxes, Duties and Licenses	50215010 01																								
Fidelity Bond Premiums	50215020 00										33,375.00			33,375.00		33,375.00				33,375.00					
Insurance Expenses	50215030 00									65,256.73	77,971.80			143,228.53	65,256.73	77,971.80				143,228.53					
Other Maintenance and Operating Expenses	50290000 00																								
Advertising Expenses	50299010 00	429,000.00		429,000.00	429,000.00				429,000.00	51,094.40	17,136.00			68,230.40	51,094.40					51,094.40		380,789.60	17,136.00		
Printing and Publication Expenses	50299020 00	984,000.00		984,000.00	984,000.00				984,000.00	45,000.00	153,000.00			198,000.00	45,000.00	153,000.00				198,000.00		786,000.00	108,000.00		
Representation Expenses	50299030 00	2,557,000.00		2,557,000.00	2,557,000.00				2,557,000.00	249,864.24	291,016.90			540,881.14	249,864.24	291,016.90				540,881.14		2,016,118.86			
Transportation and Delivery Expenses	50299040 00	80,000.00		80,000.00	80,000.00				80,000.00													80,000.00			
Rent/Lease Expenses	50299050 00																								
Rents - Buildings and Structures	50299050 01	18,270,000.00		18,270,000.00	18,270,000.00				18,270,000.00		3,772,582.82			3,772,582.82		3,772,582.82				3,772,582.82		14,497,417.08			
Rents - Equipment	50299050 04	605,000.00		605,000.00	605,000.00				605,000.00	81,509.12	144,023.03			225,532.15	81,509.12	144,023.03				225,532.15		379,467.85			
Subscription Expenses	50299070 00	35,000.00		35,000.00	35,000.00				35,000.00		26,696.00			26,696.00		26,696.00				26,696.00		8,304.00			
Donations	50299080 00																								
Other Maintenance and Operating Expenses	50299990 00																								
<b>Financial Expenses</b>	50300000 00									5,500.00				5,500.00	5,500.00					5,500.00		(5,500.00)			
Financial Expenses	50301000 00																								
Bank Charges	50301040 00									5,500.00				5,500.00	5,500.00					5,500.00		(5,500.00)			
Other Financial Charges	50301990 00																								
<b>Capital Outlays</b>	50600000 00																								
Machinery and Equipment Outlay	50604080 00																								
Office Equipment	50604050 02																								
Information and Communication Technology Equipment	50604050 03																								
Transportation Equipment Outlay	50604080 00																								
Motor Vehicles	50604080 01																								
Furniture, Fixtures and Books Outlay	50604070 00																								
Furniture and Fixtures	50604070 01																								
<b>B. AUTOMATIC APPROPRIATIONS</b>		3,405,900.00		3,405,900.00	3,405,900.00				3,405,900.00	1,403,847.98	1,091,542.41			2,495,190.37	1,403,847.98	1,091,542.41				2,495,190.37		908,806.83			
Retirement and Life Insurance Premium	104102																								
Personnel Benefit Contributions	50103000 00																								
Retirement and Life Insurance Premiums	50103010 00	3,405,900.00		3,405,000.00	3,405,000.00				3,405,000.00	1,403,847.98	1,091,542.41			2,495,190.37	1,403,847.98	1,091,542.41				2,495,190.37		908,806.83			
Specify object of expenditures																									

SUMMARY OF APPROPRIATIONS, ALLOTMENTS, OBLIGATIONS, DISBURSEMENTS AND BALANCES BY OBJECT OF EXPENDITURES

As of the Quarter Ending June 30, 2014

Department: NATIONAL ECONOMIC AND DEVELOPMENT AUTHORITY  
 Agency/Operating Units: PUBLIC-PRIVATE PARTNERSHIP CENTER  
 Organization Code (UACS): 24 005 00 00000  
 Funding Source Code (as clustered): 101

	Current Year Appropriations
	Supplemental Appropriations
	Continuing Appropriations

Program/Activity/Project (PIAP) and Account Title	Account Code	Appropriations			Allotments					Current Year Obligations					Current Year Disbursements					Balances			
		Authorized Appropriations	Adjustments (To)/From, Realignment	Adjusted Appropriations	Allotments Received	Adjustments (Withdrawal/Realignment)	Transfer To	Transfer From	Adjusted Total Allotments	1st Quarter ending March 31	2nd Quarter ending June 30	3rd Quarter ending Sept. 30	4th Quarter ending Dec. 31	Total	1st Quarter ending March 31	2nd Quarter ending June 30	3rd Quarter ending Sept. 30	4th Quarter ending Dec. 31	Total	Unreleased Appropriations	Unobligated Allotment	Unpaid Obligations (15-20)+(23+24)	
																						Due and Demandable	Not Yet Due and Demandable
		3	4	5=(3+4)	6	7	8	9	10=(8+(-)7)+9=6	11	12	13	14	15=(11+12+13+14)	16	17	18	19	20=(16+17+18+19)	21=(5-10)	22=(18-19)	23	24
<b>C. SPECIAL PURPOSE FUNDS</b>		-	6,826,956.00	6,826,956.00	6,826,956.00	-	-	-	6,826,956.00	3,755,024.88	1,542,008.37	-	-	5,297,033.25	2,843,014.76	1,994,324.09	-	-	4,837,338.77	-	1,529,922.75	459,693.46	-
Miscellaneous Personnel Benefits Fund	101406	-	-	-	-	-	-	-	-	-	-	-	-	-	-	-	-	-	-	-	-	-	-
Salary and Wages - Regular	50101010 00	-	-	-	-	-	-	-	-	-	-	-	-	-	-	-	-	-	-	-	-	-	-
Pension and Gratuity Fund	101407	-	-	-	-	-	-	-	-	-	-	-	-	-	-	-	-	-	-	-	-	-	-
Other Personnel Benefits	50104990 00	-	6,826,956.00	6,826,956.00	6,826,956.00	-	-	-	6,826,956.00	3,755,024.88	1,542,008.37	-	-	5,297,033.25	2,843,014.76	1,994,324.09	-	-	4,837,338.77	-	1,529,922.75	459,693.46	-
<b>GRAND TOTAL</b>		<b>88,983,000.00</b>	<b>6,826,956.00</b>	<b>95,789,956.00</b>	<b>95,789,956.00</b>	<b>-</b>	<b>-</b>	<b>-</b>	<b>95,789,956.00</b>	<b>23,540,835.15</b>	<b>24,704,872.64</b>	<b>-</b>	<b>-</b>	<b>48,242,307.79</b>	<b>21,767,873.96</b>	<b>25,731,551.02</b>	<b>-</b>	<b>-</b>	<b>47,496,825.00</b>	<b>-</b>	<b>47,547,949.21</b>	<b>743,682.79</b>	<b>-</b>

Certified Correct:

  
 CATALINA R. CARAAN

Chief Administrative Officer, Finance Division  
 Date: July 23, 2014

Approved By:

  
 COSETTE Y. CANILAG  
 Executive Director

List of Allotments and Sub-Allotments  
As of the Quarter Ending June 30, 2014

Department: NATIONAL ECONOMIC AND DEVELOPMENT AUTHORITY  
 Agency/OU: Public-Private Partnership Center  
 Organization Code (UACS): 24 005 00 00000  
 Funding Source Code (as clustered) : General Fund

	Current Year Appropriations
	Continuing Appropriations
	Supplemental Appropriations

No.	Allotments/Sub-Allotments		Funding Source		Allotments/Sub-Allotments received from COs/ROs				Sub-Allotment to Regions/Operating Units				Total Allotments/Net of Sub-Allotments			
	Number	Date	Description	UACS Code	PS	MOOE	CO	Total	PS	MOOE	CO	Total	PS	MOOE	CO	Total
1	2	3	4	5	6	7	8	9=(6+7+8)	10	11	12	13=(10+11+12)	14=(6+10)	15=(7+11)	16=(8+12)	17=(14+15+16)
<b>A. Allotments received from DBM</b>																
1	Comprehensive Release per Annex A and A-1 of NBC No. 551	2-Jan-14	Agency Specific Budget	1 01 101	36,818,000.00	48,740,000.00		85,558,000.00				-	36,818,000.00	48,740,000.00	-	85,558,000.00
2	GARO No. 2014-1 (RLIP)	2-Jan-14	RLIP	1 04 102	3,405,000.00			3,405,000.00				-	3,405,000.00	-	-	3,405,000.00
3	SARO No. SARO-BMB-C-14-0000244	23-Feb-14	Pension & Gratuity Fund	1 01 407	5,367,772.00			5,367,772.00				-	5,367,772.00	-	-	5,367,772.00
4	SARO No. SARO-BMB-C-14-00006489	3-Jun-14	Pension & Gratuity Fund	1 01 407	1,459,184.00			1,459,184.00				-	1,459,184.00	-	-	1,459,184.00
5								-				-	-	-	-	-
6								-				-	-	-	-	-
7								-				-	-	-	-	-
8								-				-	-	-	-	-
9								-				-	-	-	-	-
10								-				-	-	-	-	-
11								-				-	-	-	-	-
12								-				-	-	-	-	-
13								-				-	-	-	-	-
14								-				-	-	-	-	-
15								-				-	-	-	-	-
	<b>Sub-total</b>				47,049,956.00	48,740,000.00	-	95,789,956.00	-	-	-	-	47,049,956.00	48,740,000.00	-	95,789,956.00
<b>B. Sub-allotments received from Central Office/Regional Office</b>																
1																
2																
3																
4																
5																
6																
	<b>Sub-Total</b>				-	-	-	-	-	-	-	-	-	-	-	-
	<b>Total Allotments</b>				47,049,956.00	48,740,000.00	-	95,789,956.00	-	-	-	-				95,789,956.00

Summary by Funding Source Code:																
	Agency Specific Budget		1 01 101		36,818,000.00	48,740,000.00	-	85,558,000.00	-	-	-	-	36,818,000.00	48,740,000.00	-	85,558,000.00
	RLIP		1 04 102		3,405,000.00		-	3,405,000.00	-	-	-	-	3,405,000.00	-	-	3,405,000.00
	Pension & Gratuity Fund		1 01 407		6,826,956.00		-	6,826,956.00	-	-	-	-	6,826,956.00	-	-	6,826,956.00
	MPBF		1 01 406													

Certified Correct:  
  
 CATALINA R. CARAAN  
 Chief Administrative Officer, Finance Division



**MONTHLY REPORT OF DISBURSEMENTS**  
For the Month of June 2014

Department : **NATIONAL ECONOMIC AND DEVELOPMENT AUTHORITY**  
 Agency/Operating Unit : **PUBLIC-PRIVATE PARTNERSHIP CENTER**  
 Organization Code (UACS): **24 005 00 00000**  
 Funding Source Code (as clustered) : **101101**

PARTICULARS	CURRENT YEAR BUDGET					PRIOR YEAR'S BUDGET											SUB-TOTAL	TRUST LIABILITIES				GRAND TOTAL					Remarks
	PS	MOOE	Fin. Exp.	CO	TOTAL	PRIOR YEAR'S ACCOUNTS PAYABLE					CURRENT YEAR'S ACCOUNTS PAYABLE					TOTAL		PS	MOOE	CO	TOTAL	PS	MOOE	Fin. Expense	CO	TOTAL	
						PS	MOOE	Fin. Exp.	CO	TOTAL	PS	MOOE	Fin. Exp.	CO	TOTAL												
1	2	3	4	5	6=(2+3+4+5)	7	8	9	10	11=(7+8+9+10)	12	13	14	15	16=(12+13+14+15)	17=(11+16)	18=(6+17)	19	20	21	22=(19+20+21)	23	24	25	26	27=(23+24+25+26)	28
Notice of Cash Allocation																											
MDS Checks Issued	5,762,067.53	6,087,345.05			11,849,412.58	142,728.96				142,728.96							11,992,141.54					5,904,796.49	6,087,345.05			11,992,141.54	
Advice to Debit Account Working Fund (NCA issued to BTr)																											
Tax Remittance Advices Issued (TRA)	525,009.33	229,725.35			754,734.68												754,734.68					525,009.33	229,725.35			754,734.68	
Cash Disbursement Calling (CDC)																											
Non-Cash Availment Authority (NCAA)																											
Others (CDT, BTr Docs Stamp, etc.)																											
<b>TOTAL</b>	<b>6,287,076.86</b>	<b>6,317,070.40</b>			<b>12,604,147.26</b>	<b>142,728.96</b>				<b>142,728.96</b>							<b>12,746,876.22</b>					<b>6,429,805.82</b>	<b>6,317,070.40</b>			<b>12,746,876.22</b>	

SUMMARY:	Previous Report	This Month	As of Date		Previous Report	This Month	As of Date
Total Disbursement Authorities Received				Total Disbursements Program	43,059,772.00	8,594,184.00	51,653,956.00
NCA	40,956,772.00	8,219,184.00	49,175,956.00	Less Actual Disbursements	37,017,434.87	12,746,876.22	49,764,311.09
Working Fund			-	(Over)/Under spending	6,042,337.13	(4,152,692.22)	1,889,644.91
TRA	3,035,737.35	754,734.68	3,790,472.03				
CDC			-				
NCAA			-				
Others			-				
Less: Notice of Transfer Allocations (NTA)' Issued							
Total Disbursement Authorities Available	43,992,509.35	8,973,918.68	52,966,428.03				
Less: Lapsed NCA Disbursements	703,781.37	2,498,355.57	3,202,116.94				
	37,017,434.87	12,746,876.22	49,764,311.09				
Balance of Disbursements Authorities as of Date	6,271,313.11	(6,271,313.11)	-				

Certified Correct:

*[Signature]*  
**CATALINA R. CARAAN**  
 Chief Administrative Officer, Finance Division  
 Date: \_\_\_\_\_

Recommending Approval:

*[Signature]*  
**LELINA A. QUILATES**  
 Director IV  
 Date: *5 Aug - 2014*

Approved By:

*[Signature]*  
**COSETTE V. CANILAO**  
 Executive Director  
 Date: \_\_\_\_\_

**MONTHLY REPORT OF DISBURSEMENTS**  
For the Month of May 2014

Department : **NATIONAL ECONOMIC AND DEVELOPMENT AUTHORITY**  
 Agency/Operating Unit : **PUBLIC-PRIVATE PARTNERSHIP CENTER**  
 Organization Code (UACS): **24 005 00 0000**  
 Funding Source Code (as clustered) : **101101**

PARTICULARS	CURRENT YEAR BUDGET					PRIOR YEAR'S BUDGET											SUB-TOTAL	TRUST LIABILITIES				GRAND TOTAL					Remarks
	PS	MOOE	Fin. Exp.	CO	TOTAL	PRIOR YEAR'S ACCOUNTS PAYABLE					CURRENT YEAR'S ACCOUNTS PAYABLE					TOTAL		PS	MOOE	CO	TOTAL	PS	MOOE	Fin. Expense	CO	TOTAL	
						PS	MOOE	Fin. Exp.	CO	TOTAL	PS	MOOE	Fin. Exp.	CO	TOTAL												
<b>1</b>	<b>2</b>	<b>3</b>	<b>4</b>	<b>5</b>	<b>6=(2+3+4+5)</b>	<b>7</b>	<b>8</b>	<b>9</b>	<b>10</b>	<b>11=(7+8+9+10)</b>	<b>12</b>	<b>13</b>	<b>14</b>	<b>15</b>	<b>16=(12+13+14+15)</b>	<b>17=(11+16)</b>	<b>18=(6+17)</b>	<b>19</b>	<b>20</b>	<b>21</b>	<b>22=(19+20+21)</b>	<b>23</b>	<b>24</b>	<b>25</b>	<b>26</b>	<b>27=(23+24+25+26)</b>	<b>28</b>
Notice of Cash Allocation MDS Checks Issued Advice to Debit Account Working Fund (NCA issued to BTr)	5,861,039.81	2,528,109.83			8,387,149.44												8,387,149.44					5,861,039.81	2,528,109.83			8,387,149.44	
Tax Remittance Advices Issued (TRA) Cash Disbursement Ceiling (CDC) Non-Cash Availment Authority (NCAA) Others (CDT, BTr Docs Stamp, etc.) <b>TOTAL</b>	551,005.34	80,426.32			631,431.66												631,431.66					551,005.34	80,426.32			631,431.66	
<b>TOTAL</b>	<b>6,412,044.95</b>	<b>2,606,536.15</b>			<b>9,018,581.10</b>												<b>9,018,581.10</b>					<b>6,412,044.95</b>	<b>2,606,536.15</b>			<b>9,018,581.10</b>	

SUMMARY:	Previous Report			This Month			As of Date					
	Total Disbursement Authorities Received									Total Disbursements Program	34,491,772.00	8,588,000.00
NCA	32,855,772.00		8,101,000.00		40,956,772.00				Less Actual Disbursements	27,998,853.77	9,018,581.10	37,017,434.87
Working Fund									(Over)/Under spending	6,492,918.23	(450,581.10)	6,042,337.13
TRA	2,404,305.69		631,431.66		3,035,737.35							
CDC												
NCAA												
Others												
Less: Notice of Transfer Allocations (NTA)* Issued												
Total Disbursement Authorities Available	35,260,077.69		8,732,431.66		43,992,509.35							
Less: Lapsed NCA	703,761.37				703,761.37							
Disbursements	27,998,853.77		9,018,581.10		37,017,434.87							
Balance of Disbursements Authorities as of Date	6,557,462.55		(286,149.44)		6,271,313.11							

Certified Correct:

**CATALINA R. CARAAN**  
 Chief Administrative Officer, Finance Division  
 Date:

Recommending Approval:

**LELINA A. QUILATES**  
 Director IV  
 Date: 5 Aug. 2014

Approved By:

**COSETTE V. CAMILAO**  
 Executive Director  
 Date:

**MONTHLY REPORT OF DISBURSEMENTS**  
For the Month of April 2014

Department : **NATIONAL ECONOMIC AND DEVELOPMENT AUTHORITY**  
 Agency/Operating Unit : **PUBLIC-PRIVATE PARTNERSHIP CENTER**  
 Organization Code (UACS): **24 005 00 00000**  
 Funding Source Code (as clustered) : **101101**

PARTICULARS	CURRENT YEAR BUDGET					PRIOR YEAR'S BUDGET											SUB-TOTAL	TRUST LIABILITIES				GRAND TOTAL					Remarks	
	PS	MOOE	Fin. Exp.	CO	TOTAL	PRIOR YEAR'S ACCOUNTS PAYABLE					CURRENT YEAR'S ACCOUNTS PAYABLE					TOTAL		PS	MOOE	CO	TOTAL	PS	MOOE	Fin. Expense	CO	TOTAL		
						PS	MOOE	Fin. Exp.	CO	TOTAL	PS	MOOE	Fin. Exp.	CO	TOTAL													
1	2	3	4	5	6=(2+3+4+5)	7	8	9	10	11=(7+8+9+10)	12	13	14	15	16=(12+13+14+15)	17=(11+16)	18=(6+17)	19	20	21	22=(19+20+21)	23	24	25	26	27=(23+24+25+26)	28	
Notice of Cash Allocation																												
MDS Checks Issued	1,835,648.71	1,352,874.84			2,988,523.35	55,771.32				55,771.32							3,044,294.67					1,861,420.03	1,352,874.04			3,044,294.67		
Advice to Debit Account Working Fund (NCA Issued to BTr)																												
Tax Remittance Advices Issued (TRA)	530,518.00	61,795.06			592,313.15												592,313.15					530,518.09	61,795.06			592,313.15		
Cash Disbursement Ceiling (CDC)																												
Non-Cash Availment Authority (NCAA)																												
Others (CDT, BTr Docs Stamp, etc.)																												
<b>TOTAL</b>	<b>2,166,166.80</b>	<b>1,414,669.70</b>			<b>3,580,836.50</b>	<b>55,771.32</b>				<b>55,771.32</b>							<b>3,636,607.82</b>					<b>2,221,938.12</b>	<b>1,414,669.70</b>			<b>3,636,607.82</b>		

SUMMARY:	Previous Report	This Month	As of Date	Total Disbursements Program	Previous Report	This Month	As of Date
Total Disbursement Authorities Received				27,017,772.00	27,017,772.00	7,474,000.00	34,491,772.00
NCA	25,778,772.00	7,077,000.00	32,855,772.00	Less Actual Disbursements	24,362,245.95	3,636,607.82	27,998,853.77
Working Fund			-	(Over)/Under spending	2,655,526.05	3,837,392.18	6,492,918.23
TRA	1,811,992.54	592,313.15	2,404,305.69				
CDC			-				
NCAA			-				
Others			-				
Less: Notice of Transfer Allocations (NTA)* Issued			-				
Total Disbursement Authorities Available	27,590,764.54	7,669,313.15	35,260,077.69				
Less: Lapsed NCA Disbursements	703,781.37		703,781.37				
	24,362,245.95	3,636,607.82	27,998,853.77				
Balance of Disbursements Authorities as of Date	2,524,757.22	4,032,705.33	6,557,462.55				

Certified Correct:

*Catalina R. Caraan*  
**CATALINA R. CARAAN**  
 Chief Administrative Officer, Finance Division  
 Date:

Recommending Approval:

*Leлина A. Quilates*  
**LELINA A. QUILATES**  
 Director IV  
 Date: *5 Aug. 2014*

Approved By:


*Colette V. Camilag*  
**COSETTE V. CAMILAG**  
 Executive Director  
 Date:


**MONTHLY REPORT OF DISBURSEMENTS**  
For the Month of March 2014


Department : **NATIONAL ECONOMIC AND DEVELOPMENT AUTHORITY**  
 Agency/Operating Unit : **PUBLIC-PRIVATE PARTNERSHIP CENTER**  
 Organization Code (UACS): **24 005 00 00000**  
 Funding Source Code (as clustered) : **101101**

PARTICULARS	CURRENT YEAR BUDGET					PRIOR YEAR'S BUDGET											SUB-TOTAL	TRUST LIABILITIES				GRAND TOTAL					Remarks
	PS	MOOE	Fin. Exp.	CO	TOTAL	PRIOR YEAR'S ACCOUNTS PAYABLE					CURRENT YEAR'S ACCOUNTS PAYABLE					TOTAL		PS	MOOE	CO	TOTAL	PS	MOOE	Fin. Expense	CO	TOTAL	
						PS	MOOE	Fin. Exp.	CO	TOTAL	PS	MOOE	Fin. Exp.	CO	TOTAL												
1	2	3	4	5	6=(2+3+4+5)	7	8	9	10	11=(7+8+9+10)	12	13	14	15	16=(12+13+14+15)	17=(11+16)	18=(6+17)	19	20	21	22=(19+20+21)	23	24	25	26	27=(23+24+25+26)	28
Notice of Cash Allocation																											
MDS Checks Issued	6,860,487.12	2,603,843.12			9,464,340.24	77,036.32	1,625,391.52			1,702,427.84																	
Advice to Debit Account Working Fund (NCA Issued to BTr)																											
Tax Remittance Advices Issued (TRA)	532,100.38	77,710.22			609,810.60		7,723.22			7,723.22																	
Cash Disbursement Celling (CDC)																											
Non-Cash Availment Authority (NCAA)																											
Others (CDT, BTr Docs Stamp, etc.)																											
<b>TOTAL</b>	<b>7,382,687.50</b>	<b>2,681,553.34</b>			<b>10,064,240.84</b>		<b>1,633,114.74</b>			<b>1,716,151.06</b>							<b>11,774,301.90</b>					<b>7,459,633.82</b>	<b>4,314,868.08</b>			<b>11,774,301.90</b>	

<b>SUMMARY:</b>		<u>Previous Report</u>	<u>This Month</u>	<u>As of Date</u>		<u>Previous Report</u>	<u>This Month</u>	<u>As of Date</u>
Total Disbursement Authorities Received					Total Disbursements Program	19,772,772.00	7,245,000.00	27,017,772.00
NCA		18,891,772.00	6,887,000.00	25,778,772.00	Less Actual Disbursements	12,587,944.85	11,774,301.90	24,362,245.85
Working Fund				-	(Over)/Under spending	7,184,827.95	(4,529,301.90)	2,655,526.05
TRA		1,194,458.72	617,533.82	1,811,992.54				
CDC				-				
NCAA				-				
Others				-				
Less: Notice of Transfer Allocations (NTA)* Issued								
Total Disbursement Authorities Available		20,086,230.72	7,504,533.82	27,590,764.54				
Less: Lapsed NCA Disbursements		12,587,944.05	11,774,301.90	24,362,245.95				
Balance of Disbursements Authorities as of Date		<u>7,498,286.67</u>	<u>(4,273,529.45)</u>	<u>2,524,757.22</u>				

Certified Correct:  
  
**CATALINA R. CARAAN**  
 Chief Administrative Officer, Finance Division  
 Date:

Recommending Approval:  
  
**LELINA A. QUILATES**  
 Director IV  
 Date: 5 Aug. 2014




Approved By:  
  
**COSETTE V. CAMILAO**  
 Executive Director  
 Date:

**MONTHLY REPORT OF DISBURSEMENTS**  
For the Month of February 2014

Department : **NATIONAL ECONOMIC AND DEVELOPMENT AUTHORITY**  
 Agency/Operating Unit : **PUBLIC-PRIVATE PARTNERSHIP CENTER**  
 Organization Code (UACS): **24 005 00 00000**  
 Funding Source Code (as clustered) : **101101**

PARTICULARS	CURRENT YEAR BUDGET					PRIOR YEAR'S BUDGET											SUB-TOTAL	TRUST LIABILITIES				GRAND TOTAL					Remarks	
	PS	MOOE	Fin. Exp.	CO	TOTAL	PRIOR YEAR'S ACCOUNTS PAYABLE					CURRENT YEAR'S ACCOUNTS PAYABLE					TOTAL		PS	MOOE	CO	TOTAL	PS	MOOE	Fin. Expense	CO	TOTAL		
						PS	MOOE	Fin. Exp.	CO	TOTAL	PS	MOOE	Fin. Exp.	CO	TOTAL													
1	2	3	4	5	6=(2+3+4+5)	7	8	9	10	11=(7+8+9+10)	12	13	14	15	16=(12+13+14+15)	17=(11+16)	18=(8+17)	19	20	21	22=(19+20+21)	23	24	25	26	27=(23+24+25+26)	28	
Notice of Cash Allocation																												
MDS Checks Issued	3,465,814.77	1,459,251.18			4,925,065.95		514,057.22			514,057.22						-	5,439,123.17					3,465,814.77	1,973,308.40			-	5,439,123.17	
Advice to Debit Account Working Fund (NCA Issued to BTr)																												
Tax Remittance Advices Issued (TRA)	556,408.98	68,714.04			625,123.00		29,338.13			29,338.13						-	654,461.13					556,408.98	98,052.17			-	654,461.13	
Cash Disbursement Ceiling (CDC)																												
Non-Cash Availment Authority (NCAA)																												
Others (GDT, BTr Docs Stamp, etc.)																												
<b>TOTAL</b>	<b>4,022,223.73</b>	<b>1,527,965.22</b>			<b>5,550,188.95</b>		<b>543,395.35</b>			<b>543,395.35</b>							<b>6,083,584.30</b>					<b>4,022,223.73</b>	<b>2,071,360.57</b>				<b>6,093,584.30</b>	

SUMMARY:	Previous Report			This Month			As of Date			Total Disbursements Program	Previous Report			This Month			As of Date		
	PS	MOOE	Fin. Exp.	PS	MOOE	Fin. Exp.	PS	MOOE	Fin. Exp.		PS	MOOE	Fin. Exp.	PS	MOOE	Fin. Exp.	PS	MOOE	Fin. Exp.
Total Disbursement Authorities Received													7,137,000.00	12,635,772.00	19,772,772.00				
NCA		6,762,000.00			12,129,772.00			18,891,772.00					6,494,359.75	6,093,584.30	12,587,944.05				
Working Fund			539,997.59		654,461.13			1,194,458.72					642,640.25	6,542,187.70	7,184,827.95				
TRA																			
CDC																			
NCAA																			
Others																			
Less: Notice of Transfer Allocations (NTA)* Issued																			
Total Disbursement Authorities Available		7,301,997.59			12,784,233.13			20,086,230.72											
Less: Lapsed NCA																			
Disbursements		6,494,359.75			6,093,584.30			12,587,944.05											
Balance of Disbursements Authorities as of Date		807,637.84			6,690,648.83			7,498,286.67											


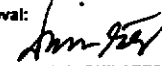

Certified Correct:   CATALINA R. CARAAN Chief Administrative Officer, Finance Division Date:	Recommending Approval:   LEJUNA A. QUILATES Director IV Date: 5 Aug. 2014	Approved By:   CORLETTE V. RANLAO Executive Director Date:
---	---	--

**MONTHLY REPORT OF DISBURSEMENTS**  
For the Month of January 2014

Department : **NATIONAL ECONOMIC AND DEVELOPMENT AUTHORITY**  
 Agency/Operating Unit : **PUBLIC-PRIVATE PARTNERSHIP CENTER**  
 Organization Code (UACS): **24 005 00 00000**  
 Funding Source Code (as clustered) : **101101**

PARTICULARS	CURRENT YEAR BUDGET					PRIOR YEAR'S BUDGET											SUB-TOTAL	TRUST LIABILITIES				GRAND TOTAL					Remarks
	PS	MOOE	Fin. Exp.	CO	TOTAL	PRIOR YEAR'S ACCOUNTS PAYABLE					CURRENT YEAR'S ACCOUNTS PAYABLE					TOTAL		PS	MOOE	CO	TOTAL	PS	MOOE	Fin. Expense	CO	TOTAL	
						PS	MOOE	Fin. Exp.	CO	TOTAL	PS	MOOE	Fin. Exp.	CO	TOTAL												
1	2	3	4	5	6=(2+3+4+5)	7	8	9	10	11=(7+8+9+10)	12	13	14	15	16=(12+13+14+15)	17=(11+16)	18=(6-17)	19	20	21	22=(19+20+21)	23	24	25	26	27=(23+24+25+26)	28
Notice of Cash Allocation																											
MDS Checks Issued	5,576,106.75	378,255.41			5,954,362.16												5,954,362.16					5,576,106.75	378,255.41			5,954,362.16	
Advice to Debit Account																											
Working Fund (NCA Issued to BTr)																											
Tax Remittance Advices Issued (TRA)	532,877.99	7,119.00			539,997.59												539,997.59					532,877.99	7,119.00			539,997.59	
Cash Disbursement Ceiling (CDC)																											
Non-Cash Availment Authority (NCAA)																											
Others (CDT, BTr Docs Stamp, etc.)																											
<b>TOTAL</b>	<b>6,108,984.74</b>	<b>385,375.01</b>			<b>6,494,359.75</b>												<b>6,494,359.75</b>					<b>6,108,984.74</b>	<b>385,375.01</b>			<b>6,494,359.75</b>	

SUMMARY:	Disbursements			Total Disbursements Program		
	Previous Report	This Month	As of Date	Previous Report	This Month	As of Date
Total Disbursement Authorities Received					7,137,000.00	7,137,000.00
NCA		6,762,000.00	6,762,000.00		6,494,359.75	6,494,359.75
Working Fund					642,640.25	642,640.25
TRA		539,997.59	539,997.59			
CDC						
NCAA						
Others						
Less: Notice of Transfer Allocations (NTA)* Issued						
Total Disbursement Authorities Available		7,301,997.59	7,301,997.59			
Less: Lapsed NCA Disbursements		6,494,359.75	6,494,359.75			
Balance of Disbursements Authorities as of Date		807,637.84	807,637.84			

Certified Correct:   <b>CATALINA R. CARAAN</b> Chief Administrative Officer, Finance Division Date: _____	Recommending Approval:   <b>LELINA A. QUILATES</b> Director IV Date: <u>5 Aug. 2014</u>	Approved By:   <b>COSETTE V. CANILAO</b> Executive Director Date: _____
---	---	---

**QUARTERLY REPORT OF REVENUE AND OTHER RECEIPTS**

As of the Quarter Ending June 30, 2014

(In Pesos)

Department : NATIONAL ECONOMIC AND DEVELOPMENT AUTHORITY

Agency/Operating Unit : PUBLIC-PRIVATE PARTNERSHIP CENTER

Organization Code (UACS): 24 005 00 00000

CLASSIFICATION/SOURCES OF REVENUE AND OTHER RECEIPTS	UACS Code	REVENUE TARGET (Annual)	ACTUAL REVENUE AND OTHER RECEIPTS COLLECTIONS					CUMULATIVE REMITTANCE/DEPOSITS TO DATE			VARIANCE		REMARKS	
			1st Quarter	2nd Quarter	3rd Quarter	4th Quarter	TOTAL	Remittance to BTr	Deposited with AGDB	Total	Amount	%		
1	2	3	4	5	6	7	8=(4+5+6+7)	9	10	11=(9+10)	12=(8-3)	13=(12/3)	14	
A. General Fund (formerly Fund 101)	40202990													
- Tax														
- Non-Tax														
Other Business Income		30,000.00	150,000.00				180,000.00		180,000.00	180,000.00				
B. Special Account in the General Fund (formerly Fund 105, 183, 401, 151-159)														
- Tax														
- Non-Tax														
C. Off-Budget Accounts (formerly Fund 161 to 164, etc.)														
D. Custodial Funds (formerly Fund 101-184, 187)														
<b>TOTAL</b>			30,000.00	150,000.00	-	-	180,000.00	-	180,000.00	180,000.00	-	-		

Certified Correct:

*Catalina R. Caraan*  
CATALINA R. CARAAN

Chief Administrative Officer, Finance Division

Date: 7/23

Recommending Approval:

*Lelina A. Quilates*  
LELINA A. QUILATES

Director IV, Administrative Service

Approved by:

*Cosette V. Ganilao*  
COSETTE V. GANILAO

Executive Director