

STATEMENT OF ALLOTMENT, OBLIGATIONS AND BALANCES

As of December 31, 2013

DEPARTMENT : NATIONAL ECONOMIC AND DEVELOPMENT AUTHORITY
 AGENCY/BUREAU/OFFICE : Public-Private Partnership Center of the Philippines
 FUND TITLE : GENERAL FUND

SUMMARY

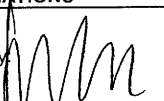
Allotment / Object Class of Expenditures	Allotment Received /Augmentation			Obligations Incurred			Unobligated Balance of Allotment
	To Date Last Month	This Report	To Date This Month	To Date Last Month	This Report	To Date This Month	
CURRENT YEAR APPROPR'NS. (RA No. 10352)							
PERSONNEL SERVICES (100)							
701 Salaries & Wages	23,533,000.00	-	23,533,000.00	30,309,906.91	(6,776,906.91)	23,533,000.00	-
711 PERA	1,248,000.00	-	1,248,000.00	1,624,909.08	(376,909.08)	1,248,000.00	-
713 Representation Allowance	802,000.00	-	802,000.00	1,538,727.27	(736,727.27)	802,000.00	-
714 Transportation Allowance	802,000.00	(22,818.08)	779,181.92	747,931.92	31,250.00	779,181.92	-
715 Clothing/Uniform Allow.	260,000.00	55,000.00	315,000.00	315,000.00	-	315,000.00	-
717 Productivity Incentive Bonus	104,000.00	(17,500.02)	86,499.98	86,499.98	-	86,499.98	-
720 Honoraria	756,000.00	(363,500.00)	392,500.00	392,500.00	-	392,500.00	-
Step Increment	62,000.00	(62,000.00)	-	-	-	-	-
724 Cash Gift	260,000.00	-	260,000.00	355,750.00	(95,750.00)	260,000.00	-
725 Year End Bonus	1,964,000.00	-	1,964,000.00	2,658,407.78	(694,407.78)	1,964,000.00	-
732 PAG - IBIG Contributions	64,000.00	-	64,000.00	82,000.00	(18,000.00)	64,000.00	-
733 PHILHEALTH Contributions	189,000.00	-	189,000.00	240,462.50	(51,462.50)	189,000.00	-
734 ECC Contributions	64,000.00	-	64,000.00	82,800.00	(18,800.00)	64,000.00	-
742 Terminal Leave Benefits	-	-	-	110,860.72	(110,860.72)	-	-
749 Other Personnel Benefits	-	-	-	-	-	-	-
Loyalty Award	-	25,000.00	25,000.00	25,000.00	-	25,000.00	-
C.N.A	-	1,642,750.00	1,642,750.00	-	1,642,750.00	1,642,750.00	-
Monetization of VL/SL	-	385,818.10	385,818.10	468,477.98	(82,659.88)	385,818.10	-
TOTAL PERSONAL SERVICES	30,108,000.00	1,642,750.00	31,750,750.00	39,039,234.14	(7,288,484.14)	31,750,750.00	-
MAINT & OTHER OPERATING EXPENSES (200)							
751 Travelling Expenses-Local	3,054,000.00	(802,583.97)	2,251,416.03	713,117.95	47,588.00	760,705.95	201,170.99
752 Travelling Expenses-Foreign	-	-	-	1,253,904.97	35,634.12	1,289,539.09	-
753 Training Expense	3,578,000.00	(2,185,539.30)	1,392,460.70	1,170,232.20	222,228.50	1,392,460.70	-
754 Scholarship Expense	-	-	-	-	-	-	-
755 Office Supplies Expenses	1,770,000.00	(142,673.07)	1,627,326.93	597,473.16	35,809.50	633,282.66	52,787.89
756 Accountable Form Exp.	-	-	-	-	-	-	-
759 Drug and Medicine Exp.	-	-	-	-	-	-	-
761 Gasoline, Oil & Lubr.Exp.	-	-	-	838,330.75	102,925.63	941,256.38	-
765 Other Supplies Expense	-	-	-	-	-	-	-
766 Water Expenses	3,043,000.00	(815,872.13)	2,227,127.87	143,606.03	48,979.57	192,585.60	203,968.03
767 Electricity Expenses	-	-	-	1,526,377.78	304,196.46	1,830,574.24	-
771 Postage and Deliveries	2,437,000.00	-	2,437,000.00	66,998.50	-	66,998.50	5,187.66
772 Telephone Exp.- Landline	-	-	-	313,942.75	-	313,942.75	-
773 Telephone Exp.- Mobile	-	-	-	421,009.97	-	421,009.97	-
774 Internet Expenses	-	-	-	1,629,861.12	-	1,629,861.12	-
780 Advertising Expenses	420,000.00	(347,700.00)	72,300.00	51,828.00	20,472.00	72,300.00	-
781 Printing & Binding Expenses	1,369,000.00	(1,088,166.76)	280,833.24	236,583.24	44,250.00	280,833.24	-
782 Rent Expense	576,000.00	4,774,919.00	5,350,919.00	420,915.68	4,930,003.32	5,350,919.00	-
783 Representation	2,315,000.00	(1,268,542.99)	1,046,457.01	924,970.14	121,486.87	1,046,457.01	-
784 Transportation & Del. Exp.	32,000.00	(25,600.00)	6,400.00	-	-	-	6,400.00
786 Subscription Expense	42,000.00	52,089.00	94,089.00	94,089.00	-	94,089.00	-
791 Professional/ Legal Services	2,863,000.00	369,405.65	3,232,405.65	8,782.07	-	8,782.07	-
792 Auditing Services	-	-	-	-	-	-	-
799 Service Contracts	-	-	-	2,711,967.37	-	2,711,967.37	-
793 Consultancy Services	-	-	-	511,656.21	-	511,656.21	-
796 Janitorial Services	1,200,000.00	(97,089.39)	1,102,910.61	1,102,910.61	-	1,102,910.61	-
797 Security Services	1,296,000.00	269,993.20	1,565,993.20	1,565,993.20	-	1,565,993.20	-
Subsidies & Donations	619,500,000.00	-	619,500,000.00	619,500,000.00	-	619,500,000.00	-
811 Repair & Maint.- Building	1,226,000.00	(300,603.01)	925,396.99	13,581.00	290,189.82	303,770.82	276,475.72
821 Repair & Maint. Office Eqpt.	-	-	-	44,990.00	-	44,990.00	-
Software	-	-	-	-	-	-	-
& Equipment	-	-	-	-	-	-	-
841 Repair & Maint. Motor Veh.	-	-	-	122,533.90	177,626.55	300,160.45	-
883/4 Extraordinary & Misc. Exp.	902,000.00	-	902,000.00	722,333.02	88,666.87	810,999.89	91,000.11
891 Taxes, Duties & Licenses	313,000.00	(34,786.23)	278,213.77	6,000.00	-	6,000.00	-
892 Fidelity Bond Premiums	-	-	-	119,250.00	-	119,250.00	-
893 Insurance Expenses	-	-	-	152,963.77	-	152,963.77	-
TOTAL MOOE	645,936,000.00	(1,642,750.00)	644,293,250.00	636,986,202.39	6,470,057.21	643,456,259.60	836,990.40
CAPITAL OUTLAY	12,500,000.00	-	12,500,000.00	1,992,000.00	10,500,000.00	12,492,000.00	8,000.00
GRAND TOTAL - CURRENT APPROPR'NS.	688,544,000.00	0.00	688,544,000.00	678,017,436.53	9,681,573.07	687,699,009.60	844,990.40


STATEMENT OF ALLOTMENT, OBLIGATIONS AND BALANCES
As of December 31, 2013


DEPARTMENT : NATIONAL ECONOMIC AND DEVELOPMENT AUTHORITY
AGENCY/BUREAU/OFFICE : Public-Private Partnership Center of the Philippines
FUND TITLE : GENERAL FUND

SUMMARY

Allotment / Object Class of Expenditures	Allotment Received /Augmentation			Obligations Incurred			Unobligated Balance of Allotment
	To Date Last Month	This Report	To Date This Month	To Date Last Month	This Report	To Date This Month	
AUTOMATIC APPROPRIATIONS							
PERSONAL SERVICES (100)							
731 GSIS Life & Ret. Contri'ns.	2,827,000.00	1,080,429.00	3,907,429.00	3,641,736.13	21,986.84	3,663,722.97	243,706.03
TOTAL AUTOMATIC APPROPRIATIONS	2,827,000.00	1,080,429.00	3,907,429.00	3,641,736.13	21,986.84	3,663,722.97	243,706.03
MISCELLANEOUS PERSONNEL BENEFITS FUND							
701 Salaries & Wages	-	6,978,559.15	6,978,559.15	-	6,971,347.52	6,971,347.52	7,211.63
711 PERA		385,000.00	385,000.00	-	384,727.26	384,727.26	272.74
713 Representation Allowance		785,500.00	785,500.00		785,477.27	785,477.27	22.73
724 Cash Gift		100,000.00	100,000.00		99,375.00	99,375.00	625.00
725 Year End Bonus		715,000.00	715,000.00		714,257.36	714,257.36	742.64
732 PAG - IBIG Contributions		18,800.00	18,800.00		18,800.00	18,800.00	-
733 PHILHEALTH Contributions		53,050.00	53,050.00		53,050.00	53,050.00	-
734 ECC Contributions		19,200.00	19,200.00		19,200.00	19,200.00	-
742 Terminal Leave Benefits		168,635.18	168,635.18		168,635.18	168,635.18	-
749 Other Personnel Benefits							-
Monetization of VL/SL		515,907.67	515,907.67		515,907.67	515,907.67	-
PBB	420,000.00		420,000.00	365,000.00	10,000.00	375,000.00	45,000.00
PEI		370,000.00	370,000.00	337,000.00		337,000.00	33,000.00
TOTAL MISCELLANEOUS PERSONNEL BENEFITS FUND	420,000.00	10,109,652.00	10,529,652.00	702,000.00	9,740,777.26	10,442,777.26	86,874.74
CONT'NG. APPROPR'NS.							
MAINT & OTHER OPERATING EXPENSES (200)							
Travelling Expense	2,100.00	(2,100.00)	-	-	-	-	-
754 Training & Scholarship	602,798.20	(602,798.20)	-	-	-	-	-
Supplies & Materials	76,230.22	(68,478.47)	7,751.75	-	-	-	-
755 Office Supplies				7,251.75	-	7,251.75	-
761 Gasoline, Oil & Lubr.Exp.				500.00	-	500.00	-
Utility Expense	220,030.80	22,459.44	242,490.24	-	-	-	-
766 Water Expenses				60,341.96	-	60,341.96	-
767 Electricity Expenses				182,148.28	-	182,148.28	-
Communication Service	682,382.58	(329,765.25)	352,617.33	-	-	-	82,441.31
771 Postage & Deliveries				15,309.70	6,440.00	21,749.70	-
772 Telephone Exp.- Landline				36,049.74	74,808.31	110,858.05	-
773 Telephone Exp.- Mobile				98,083.34	22,484.93	120,568.27	-
774 Internet Expenses				17,000.00	-	17,000.00	-
780 Advertising Expense	222,010.90	(222,010.90)	-	-	-	-	-
781 Printing & Binding	356,170.00	(341,170.00)	15,000.00	15,000.00	-	15,000.00	-
782 Rent Expense	39,981.31	360,500.00	400,481.31	39,981.31	360,500.00	400,481.31	-
783 Representation	436,026.03	(367,842.74)	68,183.29	68,183.29	-	68,183.29	-
791 Prof/Legal Service		1,339.00	1,339.00	1,339.00	-	1,339.00	-
796 Janitorial Services		35,000.00	35,000.00	-	35,000.00	35,000.00	-
799 Service Contracts		863,615.23	863,615.23	349,202.47	514,412.76	863,615.23	-
811 Repair & Maint.- Building		796,914.58	796,914.58	4,325.00	792,589.58	796,914.58	-
841 Repairs & Maint.- Vehicle		1,100.00	1,100.00	1,100.00	-	1,100.00	-
883/4 EME	20,000.00		20,000.00	1,100.00	-	1,100.00	18,900.00
Tax, Insurance & Other Fees	146,762.69	(146,762.69)	-	-	-	-	-
300 Capital Outlay	106,261.42		106,261.42	-	47,885.50	47,885.50	58,375.92
300 Capital Outlay (PDMF)	650,000,000.00		650,000,000.00	650,000,000.00		650,000,000.00	-
TOTAL CONT'NG. APPROPRIATIONS	652,910,754.15	-	652,910,754.15	650,896,915.84	1,854,121.08	652,751,036.92	159,717.23

Prepared by: 
MARIVIC P. CUARESMA
Administrative Officer V

Certified Correct

CATALINA R. CARAAN
Chief, Finance Division

Approved by: 
COSETTE V. CANILAO
Executive Director